





# **AYUNTAMIENTO DEL DISTRITO NACIONAL**

## **PRESENTACIÓN EJECUCIÓN PRESUPUESTARIA ABRIL-JUNIO 2008**

**ESMERITO A. SALCEDO G.,  
Honorable Alcalde del Distrito Nacional**

**ALEXANDRA F. IZQUIERDO  
Honorable Vice Alcaldesa del Distrito Nacional**

**DOMINGO CONTRERAS G.  
Honorable Secretario General del Ayuntamiento del Distrito Nacional**

**GUAROA T. GAUTREAU M.,  
Director de Planificación y Desarrollo Institucional**

# COMENTARIOS

# COMENTARIOS A LA EJECUCION PRESUPUESTARIA DEL TRIMESTRE ABRIL JUNIO 2008

## **INGRESOS:**

Los ingresos del segundo trimestre alcanzaron la suma de RD\$830,595,723.00 (OCHOCIENTOS TREINTA MILLONES, QUINIENTOS NOVENTA Y CINCO MIL SETECIENTOS VEINTE Y TRES PESOS), distribuidos de la manera siguiente:

|       |                    |
|-------|--------------------|
| Abril | RD\$252,234,528.00 |
| Mayo  | 319,631,496.00     |
| Junio | 258,639,699.00     |

La mayor parte de los ingresos se originaron por las transferencias recibidas de parte del Estado, en cumplimiento de las disposiciones legales, los que ascendieron a RD\$368,354,939.00. El segundo renglón lo ocupó la recaudación de impuestos, que fue de RD\$164,056,285.00 y en tercer lugar se encuentran Otros Ingresos con un valor de RD\$75,142,420.00.

Si embargo, si observamos el total de los ingresos percibidos, veremos que existe una partida de RD\$210,000,000.00 correspondientes a los valores del manejo de la línea de crédito reconductiva, los que deben ser registrados totalmente para fines de anotación presupuestaria, pero que es un valor recurrente que es pagado y recibido cada mes.

**AYUNTAMIENTO DEL DISTRITO NACIONAL  
RESUMEN EJECUCION INGRESOS ABRIL-JUNIO 2008**

| DETALLE                       | PRESUPUESTADO        | PERCIBIDOS         | ACUMULADO            | DEJADO DE PERCIBIR   |
|-------------------------------|----------------------|--------------------|----------------------|----------------------|
| <b>IMPUESTOS</b>              | <b>870.676.764</b>   | <b>164.056.285</b> | <b>309.378.231</b>   | <b>561.298.533</b>   |
| Impuest. y Arbitrios Municip. | 870.676.764          | 164.056.285        | 309.378.231          | 561.298.533          |
| <b>DONACIONES</b>             | <b>-</b>             | <b>11.500.000</b>  | <b>43.530.000</b>    | <b>43.530.000</b>    |
| Donaciones Corrientes         | -                    | 11.500.000         | 43.530.000           | 43.530.000           |
| <b>TRANSFERENCIAS</b>         | <b>1.564.252.968</b> | <b>368.354.939</b> | <b>736.781.495</b>   | <b>827.471.473</b>   |
| Transferencias Corrientes     | 938.551.781          | 182.944.469        | 403.995.831          | 534.555.950          |
| Transferencias de Capital     | 625.701.187          | 185.410.470        | 332.785.664          | 292.915.523          |
| <b>OTROS INGRESOS</b>         | <b>612.674.972</b>   | <b>75.142.420</b>  | <b>123.952.255</b>   | <b>488.722.717</b>   |
| Ventas de Servics. del Estado | 537.174.305          | 50.515.345         | 81.216.343           | 455.957.962          |
| Renta de la Propiedad         | 61.037.143           | 14.969.137         | 30.202.567           | 30.834.576           |
| Ingresos Diversos             | 14.463.524           | 9.657.938          | 12.533.345           | 1.930.179            |
| <b>ACTIVOS NO FINANCIEROS</b> | <b>100.000.000</b>   | <b>1.542.079</b>   | <b>11.676.964</b>    | <b>88.323.036</b>    |
| Vtas. Activos Fijos e Intang. | 100.000.000          | 1.542.079          | 11.676.964           | 88.323.036           |
| Ventas de Terrenos            | 100.000.000          | 1.189.641          | 11.324.526           | 88.675.474           |
| Venta Maquinarias y Equipos   |                      | 352.438,00         | 352.438,00           | 352.438              |
| <b>PASIVOS FINANCIEROS</b>    | <b>962.000.000</b>   | <b>210.000.000</b> | <b>345.000.000</b>   | <b>617.000.000</b>   |
| Obtención de Prést. Internos  | 962.000.000,00       | 210.000.000,00     | 345.000.000          | 617.000.000          |
| <b>TOTALES</b>                | <b>4.109.604.704</b> | <b>830.595.723</b> | <b>1.570.318.945</b> | <b>2.539.285.759</b> |

El resumen precedente, contiene los ingresos del trimestre, los mismos están agrupados de acuerdo a la nueva codificación de ingresos dispuesta por la Dirección General de Presupuesto, por sugerencia del CONARE. En el mismo podemos observar que los ingresos presupuestados para el año fueron de RD\$4,109,604.704.00 (CUATRO MIL CIENTO NUEVE MILLONES, SEISCIENTOS CUATRO MIL SETECIENTOS CUATRO PESOS), los percibidos (ingresos reales) fueron RD\$830,595,723.00 (OCHOCIENTOS TREINTA MILLONES, QUINIENTOS NOVENTA Y CINCO MIL SETECIENTOS VEINTITRES). incluyendo el manejo de la Línea de Crédito. Esto si se lo sumamos al lo ingresado en el primer trimestre, alcanza un acumulado de RD\$1,570,318,945.00 (UN MIL QUINIENTES SETENTA MILLONES, TRESCIENTOS DIECIOCHO MIL NOVECIENTOS CUARENTA Y CINCO PESOS), por lo queda pendiente de ingresar un valor de RD\$2,539,285,759.00 (DOS MIL QUINIENTOS TREINTA Y NUEVE MILLONES, DOSCIENTOS OCHENTA Y CINCO MIL SETECIENTOS CINCUENTA Y NUEVE PESOS).

## **GASTOS:**

### **AYUNTAMIENTO DEL DISTRITO NACIONAL RESUMEN GASTOS POR OBJETO ABRIL-JUNIO 2008**

| <b>DETALLE</b>                      | <b>GASTOS DEVENGADOS DEL TRIMESTRE</b> | <b>DESEMBOLSOS DEL TRIMESTRE</b> | <b>ASIGNACIONES EN TRÁNSITO DEL TRIMESTRE</b> |
|-------------------------------------|----------------------------------------|----------------------------------|-----------------------------------------------|
| <b>1- Servicios Personales</b>      | <b>370,906,472.00</b>                  | <b>188,188,891.00</b>            | <b>182,717,581.00</b>                         |
| <b>2- Servicios no Personales</b>   | <b>377,601,998.00</b>                  | <b>238,413,149.00</b>            | <b>139,188,848.00</b>                         |
| <b>3- Materiales y Suministros</b>  | <b>89,011,410.00</b>                   | <b>20,984,068.00</b>             | <b>68,027,342.00</b>                          |
| <b>4- Transferencias Corrientes</b> | <b>69,254,988.00</b>                   | <b>35,914,960.00</b>             | <b>33,340,028.00</b>                          |
| <b>6- Activos no Financieros</b>    | <b>166,437,799.00</b>                  | <b>58,786,455.00</b>             | <b>107,651,344.00</b>                         |
| <b>8- Pasivos Financieros</b>       | <b>593,390,264.00</b>                  | <b>225,642,773.00</b>            | <b>367,747,491.00</b>                         |
| <b>9- Gastos Financieros</b>        | <b>10,315,518.00</b>                   | <b>4,660,490.00</b>              | <b>5,655,028.00</b>                           |
| <b>TOTALES</b>                      | <b>1,676,918,449.00</b>                | <b>772,590,787.00</b>            | <b>904,327,662.00</b>                         |

El resumen de Gastos que aparece más arriba, muestra que se autorizaron gastos (devengados) por valor de RD\$1,676,918,449.00 y los desembolsos son RD\$772,590,787.00. La diferencia de RD\$904,327,662.00 Está constituida por

valores que a la fecha de cerrar este informe están en trámites de pago, pero que no han sido realizados, es decir, que no se han emitido los cheques correspondientes.

Si observamos el total de Ingresos Percibidos en el trimestre, que fue de RD\$830,595,723.00 y los gastos reales (desembolsos), que fueron de RD\$772,590,787.00, podemos determinar que el resultado, a la fecha de cierre, es decir, el 30 de junio del año en curso, tomando en cuenta los RD\$41,475,306.00 con balance negativo del período anterior, nos arroja un resultado de RD\$16,529,629.00 .

INGRESOS



**AYUNTAMIENTO DEL DISTRITO NACIONAL**  
**EJECUCIÓN PRESUPUESTARIA DE LOS INGRESOS**  
**CORRESPONDIENTE AL MES DE Abril DEL AÑO 2008**

CODIGO INSTITUCION **7001**

| Clasificador de Ingresos |           |       |          |              | Denominación                                                     | Fuente de Financiamiento | Organismo Financiador | Presupuesto      |           |                  | Ejecución          |                     |                              | Balance por ingresar (11-14) |
|--------------------------|-----------|-------|----------|--------------|------------------------------------------------------------------|--------------------------|-----------------------|------------------|-----------|------------------|--------------------|---------------------|------------------------------|------------------------------|
| Grupo                    | Sub Grupo | Cuent | Auxiliar | Sub Auxiliar |                                                                  |                          |                       | Original         | Variación | Actual           | Acumulado Anterior | Realizado en el Mes | Acumulado a la fecha (12+13) |                              |
| 1                        | 2         | 3     | 4        | 5            | 6                                                                | 7                        | 8                     | 9                | 10        | 11               | 12                 | 13                  | 14                           | 15                           |
| 1                        | 6         | 1     | 002      |              | Impuesto Sobre Terrenos No Urbanizados                           |                          |                       | 343,832.39       | 0.00      | 343,832.39       | 0.00               | 0.00                | 0.00                         | 343,832.39                   |
| 1                        | 6         | 1     | 004      |              | Contrato de Ventas Condicional de Muebles                        | 10                       |                       | 72,431,065.11    | 0.00      | 72,431,065.11    | 28,834,432.20      | 7,750,485.62        | 36,584,917.82                | 35,846,147.29                |
| 1                        | 6         | 1     | 005      | 001          | Cine                                                             | 10                       |                       | 0.00             | 0.00      | 0.00             | 76,651.66          | 0.00                | 76,651.66                    | -76,651.66                   |
| 1                        | 6         | 1     | 005      | 002          | Discotecas                                                       | 10                       |                       | 0.00             | 0.00      | 0.00             | 48,981.12          | 0.00                | 48,981.12                    | -48,981.12                   |
| 1                        | 6         | 1     | 005      | 003          | Espectaculos Especiales                                          | 10                       |                       | 0.00             | 0.00      | 0.00             | 15,039.25          | 0.00                | 15,039.25                    | -15,039.25                   |
| 1                        | 6         | 1     | 010      |              | Impuesto Sobre Billares                                          | 10                       |                       | 66,741.86        | 0.00      | 66,741.86        | 3,806.39           | 1,162.44            | 4,968.83                     | 61,773.03                    |
| 1                        | 6         | 1     | 012      |              | Recargos, Multas y Sanciones Sobre los Impuestos                 | 10                       |                       | 0.00             | 0.00      | 0.00             | 664,727.67         | 314,133.74          | 978,861.41                   | -978,861.41                  |
| 1                        | 6         | 1     | 013      |              | 3% Ley de Electricidad                                           | 10                       |                       | 459,000,000.00   | 0.00      | 459,000,000.00   | 39,156,647.00      | 0.00                | 39,156,647.00                | 419,843,353.00               |
| 1                        | 6         | 1     | 015      | 001          | Registro de actos Civiles                                        | 10                       |                       | 22,905,394.78    | 0.00      | 22,905,394.78    | 5,178,517.12       | 6,885,511.59        | 12,064,028.71                | 10,841,366.07                |
| 1                        | 6         | 1     | 015      | 002          | Registro de actos Traslativos de la propiedad ley 29-14          | 10                       |                       | 292,414.25       | 0.00      | 292,414.25       | 24,976.40          | 12,317.92           | 37,294.32                    | 255,119.93                   |
| 1                        | 6         | 1     | 015      | 003          | Registro de Actos Judiciales y estra Judiciales                  | 10                       |                       | 27,287,325.38    | 0.00      | 27,287,325.38    | 3,941,733.63       | 1,322,395.23        | 5,264,128.86                 | 22,023,196.52                |
| 1                        | 6         | 1     | 015      | 004          | Otros Registro y contratos de cobro                              | 10                       |                       | 71,938.74        | 0.00      | 71,938.74        | 19,466.75          | 5,972.00            | 25,438.75                    | 46,499.99                    |
| 1                        | 6         | 1     | 015      | 005          | Actos de Inscripcion Hipotecaria Ley 29-14                       | 10                       |                       | 11,941.56        | 0.00      | 11,941.56        | 26,627.75          | 2,595.15            | 29,222.90                    | -17,281.34                   |
| 1                        | 6         | 1     | 015      | 006          | Otros Actos Traslativo de la Propiedad Ley 29-14                 | 10                       |                       | 1,999,925.20     | 0.00      | 1,999,925.20     | 363,861.57         | 279,900.18          | 643,761.75                   | 1,356,163.45                 |
| 1                        | 6         | 1     | 099      |              | Otros Impuestos                                                  |                          |                       | 334,465.69       | 0.00      | 334,465.69       | 0.00               | 0.00                | 0.00                         | 334,465.69                   |
| 1                        | 6         | 2     | 002      |              | Uso de Aparatos Reproductores de Música Diversos                 | 10                       |                       | 64,675.03        | 0.00      | 64,675.03        | 695.56             | 784.91              | 1,480.47                     | 63,194.56                    |
| 1                        | 6         | 2     | 005      | 001          | Letrero Ordinario                                                | 10                       |                       | 14,951,662.23    | 0.00      | 14,951,662.23    | 3,952,416.22       | 2,053,795.93        | 6,006,212.15                 | 8,945,450.08                 |
| 1                        | 6         | 2     | 005      | 002          | Letreros Luminicos                                               | 10                       |                       | 17,444,009.45    | 0.00      | 17,444,009.45    | 4,250,242.25       | 2,510,518.73        | 6,760,760.98                 | 10,683,248.47                |
| 1                        | 6         | 2     | 005      | 003          | Vallas                                                           | 10                       |                       | 14,719,211.38    | 0.00      | 14,719,211.38    | 4,133,050.51       | 1,018,318.31        | 5,151,368.82                 | 9,567,842.56                 |
| 1                        | 6         | 2     | 005      | 004          | Otras Formas de Publicidad                                       | 10                       |                       | 155,751.59       | 0.00      | 155,751.59       | 2,118.85           | 2,034.78            | 4,153.63                     | 151,597.96                   |
| 1                        | 6         | 2     | 007      | 001          | Acuerdo AAA-ADN                                                  | 10                       |                       | 216,000,000.00   | 0.00      | 216,000,000.00   | 49,831,497.46      | 17,908,574.36       | 67,740,071.82                | 148,259,928.18               |
| 1                        | 6         | 2     | 007      | 002          | Otros Servicios de Recoleccion                                   | 10                       |                       | 1,045,288.98     | 0.00      | 1,045,288.98     | 579,178.20         | 303,310.00          | 882,488.20                   | 162,800.78                   |
| 1                        | 6         | 2     | 008      |              | Hoteles, Moteles y Aparta - Hoteles - Establecimientos Similares | 10                       |                       | 3,695,459.86     | 0.00      | 3,695,459.86     | 781,464.46         | 259,841.64          | 1,041,306.10                 | 2,654,153.76                 |
| 1                        | 6         | 2     | 016      |              | Otros Permisos                                                   | 10                       |                       | 16,935,279.82    | 0.00      | 16,935,279.82    | 3,336,661.74       | 2,101,697.82        | 5,438,359.56                 | 11,496,920.26                |
| 1                        | 6         | 2     | 018      |              | Toldos                                                           | 10                       |                       | 920,380.71       | 0.00      | 920,380.71       | 99,152.82          | 75,742.19           | 174,895.01                   | 745,485.70                   |
| 3                        | 1         | 3     |          |              | Donaciones del Sector Privado                                    | 10                       |                       | 0.00             | 0.00      | 0.00             | 30,000.00          | 0.00                | 30,000.00                    | -30,000.00                   |
| 3                        | 1         | 4     |          |              | Donaciones de Organismos del Estado                              | 10                       |                       | 0.00             | 0.00      | 0.00             | 32,000,000.00      | 8,000,000.00        | 40,000,000.00                | -40,000,000.00               |
| 4                        | 1         | 2     | 001      | 01           | Ordianriao Según Ley                                             | 10                       |                       | 1,564,252,968.00 | 0.00      | 1,564,252,968.00 | 221,051,361.76     | 73,667,085.60       | 294,718,447.36               | 1,269,534,520.64             |
| 4                        | 2         | 2     | 001      | 01           | Ordinaria Según Ley                                              | 10                       |                       | 0.00             | 0.00      | 0.00             | 147,375,194.52     | 49,111,390.40       | 196,486,584.92               | -196,486,584.92              |
| 5                        | 2         | 4     | 001      | 018          | Tasa Municipal de contruccion                                    | 10                       |                       | 62,743,350.63    | 0.00      | 62,743,350.63    | 12,118,123.85      | 3,395,873.54        | 15,513,997.39                | 47,229,353.24                |
| 5                        | 2         | 4     | 001      | 02           | Tramitación de Plano y Certificación Cambio Uso de Suelo         | 10                       |                       | 32,334,353.51    | 0.00      | 32,334,353.51    | 1,960,001.18       | 844,991.97          | 2,804,993.15                 | 29,529,360.36                |
| 5                        | 2         | 4     | 001      | 06           | Supervisión y Fiscalización de Obras                             |                          |                       | 857,672.00       | 0.00      | 857,672.00       | 0.00               | 0.00                | 0.00                         | 857,672.00                   |
| 5                        | 2         | 4     | 001      | 09           | Inhumación y Exhumación                                          | 10                       |                       | 550,342.20       | 0.00      | 550,342.20       | 153,592.00         | 56,759.00           | 210,351.00                   | 339,991.20                   |

**AYUNTAMIENTO DEL DISTRITO NACIONAL**  
**EJECUCIÓN PRESUPUESTARIA DE LOS INGRESOS**  
**CORRESPONDIENTE AL MES DE Abril DEL AÑO 2008**

CODIGO INSTITUCION **7001**

| Clasificador de Ingresos |           |       |          |              | Denominación                                                  | Fuente de Financiamiento | Organismo Financiador | Presupuesto    |           |                | Ejecución          |                     |                              | Balance por ingresar (11-14) |
|--------------------------|-----------|-------|----------|--------------|---------------------------------------------------------------|--------------------------|-----------------------|----------------|-----------|----------------|--------------------|---------------------|------------------------------|------------------------------|
| Grupo                    | Sub Grupo | Cuent | Auxiliar | Sub Auxiliar |                                                               |                          |                       | Original       | Variación | Actual         | Acumulado Anterior | Realizado en el Mes | Acumulado a la fecha (12+13) |                              |
| 1                        | 2         | 3     | 4        | 5            | 6                                                             | 7                        | 8                     | 9              | 10        | 11             | 12                 | 13                  | 14                           | 15                           |
| 5                        | 2         | 4     | 001      | 10           | Expedición Certificaciones                                    | 10                       |                       | 89,279.92      | 0.00      | 89,279.92      | 78,671.75          | 18,277.00           | 96,948.75                    | -7,668.83                    |
| 5                        | 2         | 4     | 001      | 11           | Estudio para Uso de Suelo                                     | 10                       |                       | 979,224.79     | 0.00      | 979,224.79     | 160,200.00         | 44,500.00           | 204,700.00                   | 774,524.79                   |
| 5                        | 2         | 4     | 001      | 12           | Garajes                                                       | 10                       |                       | 1,476,534.68   | 0.00      | 1,476,534.68   | 371,981.27         | 105,735.32          | 477,716.59                   | 998,818.09                   |
| 5                        | 2         | 4     | 001      | 15           | Certificaciones Vida y Costumbre                              | 10                       |                       | 54,386.83      | 0.00      | 54,386.83      | 22,468.00          | 4,564.00            | 27,032.00                    | 27,354.83                    |
| 5                        | 2         | 4     | 001      | 16           | Grúas y Remolques                                             | 10                       |                       | 1,365,192.33   | 0.00      | 1,365,192.33   | 284,000.00         | 164,600.00          | 448,600.00                   | 916,592.33                   |
| 5                        | 2         | 4     | 002      | 01           | Licencias de Construcción                                     | 10                       |                       | 0.00           | 0.00      | 0.00           | 2,899,065.30       | 373,204.80          | 3,272,270.10                 | -3,272,270.10                |
| 5                        | 2         | 4     | 002      | 013          | Drenaje Pluvial                                               | 10                       |                       | 391,052.13     | 0.00      | 391,052.13     | 381,200.37         | 44,964.52           | 426,164.89                   | -35,112.76                   |
| 5                        | 2         | 4     | 002      | 02           | Permiso Construcción Pozos Filtrantes                         | 10                       |                       | 586,024.94     | 0.00      | 586,024.94     | 200,203.36         | 36,577.00           | 236,780.36                   | 349,244.58                   |
| 5                        | 2         | 4     | 002      | 04           | Instalar Envasadoras de Gas y Estaciones de Combustibles      | 10                       |                       | 49,105.66      | 0.00      | 49,105.66      | 7,159.00           | 0.00                | 7,159.00                     | 41,946.66                    |
| 5                        | 2         | 4     | 002      | 05           | Ocupar Vías Públicas para Comercio Informal                   | 10                       |                       | 1,499,570.55   | 0.00      | 1,499,570.55   | 167,999.12         | 3,237.02            | 171,236.14                   | 1,328,334.41                 |
| 5                        | 2         | 4     | 002      | 08           | Instalación Car Wash                                          |                          |                       | 459.42         | 0.00      | 459.42         | 0.00               | 0.00                | 0.00                         | 459.42                       |
| 5                        | 2         | 4     | 002      | 12           | Licencia para Instalación Telecomunicaciones                  |                          |                       | 399,999,999.96 | 0.00      | 399,999,999.96 | 0.00               | 0.00                | 0.00                         | 399,999,999.96               |
| 5                        | 2         | 4     | 003      | 03           | Uso de Rampas                                                 | 10                       |                       | 34,191,883.25  | 0.00      | 34,191,883.25  | 11,896,332.93      | 5,517,031.09        | 17,413,364.02                | 16,778,519.23                |
| 5                        | 2         | 4     | 003      | 07           | Franjas, Rutas y Permisos para Transporte Urbano              |                          |                       | 5,872.34       | 0.00      | 5,872.34       | 0.00               | 0.00                | 0.00                         | 5,872.34                     |
| 5                        | 3         | 4     | 001      | 04           | Arrendamiento de Locales Comerciales y Casas                  |                          |                       | 42,542.00      | 0.00      | 42,542.00      | 0.00               | 0.00                | 0.00                         | 42,542.00                    |
| 5                        | 3         | 4     | 001      | 99           | Otros Arrendamientos de Bienes Inmuebles                      | 10                       |                       | 835,549.97     | 0.00      | 835,549.97     | 329,447.38         | 35,071.42           | 364,518.80                   | 471,031.17                   |
| 5                        | 3         | 4     | 002      | 008          | Las Canquiñas                                                 |                          |                       | 7,691.91       | 0.00      | 7,691.91       | 0.00               | 0.00                | 0.00                         | 7,691.91                     |
| 5                        | 3         | 4     | 002      | 03           | Plazas                                                        | 10                       |                       | 42,542.00      | 0.00      | 42,542.00      | 80,285.00          | 29,805.00           | 110,090.00                   | -67,548.00                   |
| 5                        | 3         | 6     | 002      | 001          | Parqueo Padre Billini                                         | 10                       |                       | 993,624.65     | 0.00      | 993,624.65     | 236,566.10         | 43,505.00           | 280,071.10                   | 713,553.55                   |
| 5                        | 3         | 6     | 003      | 001          | Mercado Nuevo                                                 | 10                       |                       | 12,907,178.36  | 0.00      | 12,907,178.36  | 2,535,745.00       | 835,021.00          | 3,370,766.00                 | 9,536,412.36                 |
| 5                        | 3         | 6     | 003      | 002          | Mercado Modelo                                                | 10                       |                       | 3,183,203.47   | 0.00      | 3,183,203.47   | 636,726.00         | 228,970.00          | 865,696.00                   | 2,317,507.47                 |
| 5                        | 3         | 6     | 003      | 003          | Mercado Villa Consuelo                                        | 10                       |                       | 863,159.51     | 0.00      | 863,159.51     | 208,096.00         | 78,716.00           | 286,812.00                   | 576,347.51                   |
| 5                        | 3         | 6     | 003      | 004          | Mercado de Honduras                                           | 10                       |                       | 1,353,342.66   | 0.00      | 1,353,342.66   | 159,391.00         | 35,309.00           | 194,700.00                   | 1,158,642.66                 |
| 5                        | 3         | 6     | 003      | 005          | Mercado Gualey                                                | 10                       |                       | 1,160,876.41   | 0.00      | 1,160,876.41   | 268,880.00         | 98,647.00           | 367,527.00                   | 793,349.41                   |
| 5                        | 3         | 6     | 003      | 006          | Mercado de Cristo Rey                                         | 10                       |                       | 1,266,243.71   | 0.00      | 1,266,243.71   | 226,855.00         | 77,912.00           | 304,767.00                   | 961,476.71                   |
| 5                        | 3         | 6     | 004      | 001          | Cementerio Cristo Redentor                                    | 10                       |                       | 25,765,037.76  | 0.00      | 25,765,037.76  | 6,814,627.47       | 2,236,576.00        | 9,051,203.47                 | 16,713,834.29                |
| 5                        | 3         | 6     | 004      | 002          | Cementerio Nacional Maximo Gomez                              | 10                       |                       | 11,216,933.41  | 0.00      | 11,216,933.41  | 3,406,509.00       | 1,275,420.00        | 4,681,929.00                 | 6,535,004.41                 |
| 5                        | 3         | 6     | 004      | 003          | Cementerio Cristo Rey                                         | 10                       |                       | 1,399,216.79   | 0.00      | 1,399,216.79   | 330,302.00         | 91,941.00           | 422,243.00                   | 976,973.79                   |
| 5                        | 9         | 4     | 003      | 002          | Sanciones Personal                                            | 10                       |                       | 0.00           | 0.00      | 0.00           | 25,518.53          | 0.00                | 25,518.53                    | -25,518.53                   |
| 5                        | 9         | 4     | 003      | 003          | Multas, Penalizaciones y Sanciones por Publicidad             | 10                       |                       | 735,554.27     | 0.00      | 735,554.27     | 455,848.63         | 141,152.00          | 597,000.63                   | 138,553.64                   |
| 5                        | 9         | 4     | 004      |              | Multas por Construcción Ilegal                                | 10                       |                       | 2,741,566.40   | 0.00      | 2,741,566.40   | 1,930,791.31       | 2,467,356.28        | 4,398,147.59                 | -1,656,581.19                |
| 5                        | 9         | 4     | 005      |              | Multa por Tirada de Escombros y Desechos en las Vías Públicas | 10                       |                       | 3,955.84       | 0.00      | 3,955.84       | 4,300.00           | 0.00                | 4,300.00                     | -344.16                      |
| 5                        | 9         | 4     | 006      |              | Multas Judiciales                                             | 10                       |                       | 125,535.15     | 0.00      | 125,535.15     | 23,349.00          | 0.00                | 23,349.00                    | 102,186.15                   |

**AYUNTAMIENTO DEL DISTRITO NACIONAL**  
**EJECUCIÓN PRESUPUESTARIA DE LOS INGRESOS**  
**CORRESPONDIENTE AL MES DE Abril DEL AÑO 2008**

CODIGO INSTITUCION **7001**

| Clasificador de Ingresos |           |       |          |              | Denominación                                               | Fuente de Financiamiento | Organismo Financiador | Presupuesto      |           |                  | Ejecución          |                     |                              | Balance por ingresar (11-14) |
|--------------------------|-----------|-------|----------|--------------|------------------------------------------------------------|--------------------------|-----------------------|------------------|-----------|------------------|--------------------|---------------------|------------------------------|------------------------------|
| Grupo                    | Sub Grupo | Cuent | Auxiliar | Sub Auxiliar |                                                            |                          |                       | Original         | Variación | Actual           | Acumulado Anterior | Realizado en el Mes | Acumulado a la fecha (12+13) |                              |
| 1                        | 2         | 3     | 4        | 5            | 6                                                          | 7                        | 8                     | 9                | 10        | 11               | 12                 | 13                  | 14                           | 15                           |
| 5                        | 9         | 4     | 007      | 001          | Incautaciones y Remociones                                 | 10                       |                       | 487,687.80       | 0.00      | 487,687.80       | 183,752.00         | 71,855.00           | 255,607.00                   | 232,080.80                   |
| 5                        | 9         | 4     | 008      |              | Sobrantes de Caja                                          | 10                       |                       | 0.00             | 0.00      | 0.00             | 10,193.13          | 1,646.14            | 11,839.27                    | -11,839.27                   |
| 5                        | 9         | 9     |          |              | Otros Ingresos Ordinarios                                  | 10                       |                       | 10,369,224.77    | 0.00      | 10,369,224.77    | 241,654.73         | 375,995.93          | 617,650.66                   | 9,751,574.11                 |
| 6                        | 1         | 1     |          |              | Ventas de Terrenos                                         | 10                       |                       | 0.00             | 0.00      | 0.00             | 10,059,519.00      | 0.00                | 10,059,519.00                | -10,059,519.00               |
| 6                        | 1         | 1     | 001      | 02           | Terrenos Varios                                            | 10                       |                       | 100,000,000.01   | 0.00      | 100,000,000.01   | 75,366.00          | 1,745.00            | 77,111.00                    | 99,922,889.01                |
| 8                        | 1         | 1     |          |              | Obtencion de Prestamos Corto Plazo Sector Privado          | 10                       |                       | 0.00             | 0.00      | 0.00             | 70,000,000.00      | 60,000,000.00       | 130,000,000.00               | -130,000,000.00              |
| 8                        | 1         | 2     |          |              | Obtencion de Prestamos Corto plazo Sector Publico          | 10                       |                       | 0.00             | 0.00      | 0.00             | 65,000,000.00      | 0.00                | 65,000,000.00                | -65,000,000.00               |
| 8                        | 1         | 2     | 001      | 01           | Obtención de Préstamos de Corto Plazo para Pago de Regalía |                          |                       | 62,000,000.00    | 0.00      | 62,000,000.00    | 0.00               | 0.00                | 0.00                         | 62,000,000.00                |
| 8                        | 1         | 2     | 001      | 02           | Obtencion de prestamo Linea de Credito Banreservas         | 10                       |                       | 900,000,000.00   | 0.00      | 900,000,000.00   | 0.00               | 0.00                | 0.00                         | 900,000,000.00               |
| <b>TOTAL RD\$</b>        |           |       |          |              |                                                            |                          |                       | 4,109,604,704.00 | 0.00      | 4,109,604,704.00 | 739,723,223.27     | 252,324,527.57      | 992,047,750.84               | 3,117,556,953.16             |

Preparado Por

Revisado Por

Aprobado Por

**AYUNTAMIENTO DEL DISTRITO NACIONAL**  
**EJECUCIÓN PRESUPUESTARIA DE LOS INGRESOS**  
**CORRESPONDIENTE AL MES DE Mayo DEL AÑO 2008**

CODIGO INSTITUCION **7001**

| Clasificador de Ingresos |           |       |          |              | Denominación                                                     | Fuente de Financiamiento | Organismo Financiador | Presupuesto      |           |                  | Ejecución          |                     |                              | Balance por ingresar (11-14) |
|--------------------------|-----------|-------|----------|--------------|------------------------------------------------------------------|--------------------------|-----------------------|------------------|-----------|------------------|--------------------|---------------------|------------------------------|------------------------------|
| Grupo                    | Sub Grupo | Cuent | Auxiliar | Sub Auxiliar |                                                                  |                          |                       | Original         | Variación | Actual           | Acumulado Anterior | Realizado en el Mes | Acumulado a la fecha (12+13) |                              |
| 1                        | 2         | 3     | 4        | 5            | 6                                                                | 7                        | 8                     | 9                | 10        | 11               | 12                 | 13                  | 14                           | 15                           |
| 1                        | 6         | 1     | 002      |              | Impuesto Sobre Terrenos No Urbanizados                           |                          |                       | 343,832.39       | 0.00      | 343,832.39       | 0.00               | 0.00                | 0.00                         | 343,832.39                   |
| 1                        | 6         | 1     | 004      |              | Contrato de Ventas Condicional de Muebles                        | 10                       |                       | 72,431,065.11    | 0.00      | 72,431,065.11    | 36,584,917.82      | 6,592,196.06        | 43,177,113.88                | 29,253,951.23                |
| 1                        | 6         | 1     | 005      | 001          | Cine                                                             | 10                       |                       | 0.00             | 0.00      | 0.00             | 76,651.66          | 0.00                | 76,651.66                    | -76,651.66                   |
| 1                        | 6         | 1     | 005      | 002          | Discotecas                                                       | 10                       |                       | 0.00             | 0.00      | 0.00             | 48,981.12          | 0.00                | 48,981.12                    | -48,981.12                   |
| 1                        | 6         | 1     | 005      | 003          | Espectaculos Especiales                                          | 10                       |                       | 0.00             | 0.00      | 0.00             | 15,039.25          | 0.00                | 15,039.25                    | -15,039.25                   |
| 1                        | 6         | 1     | 010      |              | Impuesto Sobre Billares                                          | 10                       |                       | 66,741.86        | 0.00      | 66,741.86        | 4,968.83           | 0.00                | 4,968.83                     | 61,773.03                    |
| 1                        | 6         | 1     | 012      |              | Recargos, Multas y Sanciones Sobre los Impuestos                 | 10                       |                       | 0.00             | 0.00      | 0.00             | 978,861.41         | 146,822.68          | 1,125,684.09                 | -1,125,684.09                |
| 1                        | 6         | 1     | 013      |              | 3% Ley de Electricidad                                           | 10                       |                       | 459,000,000.00   | 0.00      | 459,000,000.00   | 39,156,647.00      | 24,847,354.18       | 64,004,001.18                | 394,995,998.82               |
| 1                        | 6         | 1     | 015      | 001          | Registro de actos Civiles                                        | 10                       |                       | 22,905,394.78    | 0.00      | 22,905,394.78    | 12,064,028.71      | 2,880,472.75        | 14,944,501.46                | 7,960,893.32                 |
| 1                        | 6         | 1     | 015      | 002          | Registro de actos Traslaticos de la propiedad ley 29-14          | 10                       |                       | 292,414.25       | 0.00      | 292,414.25       | 37,294.32          | 118,048.40          | 155,342.72                   | 137,071.53                   |
| 1                        | 6         | 1     | 015      | 003          | Registro de Actos Judiciales y estra Judiciales                  | 10                       |                       | 27,287,325.38    | 0.00      | 27,287,325.38    | 5,264,128.86       | 1,285,451.27        | 6,549,580.13                 | 20,737,745.25                |
| 1                        | 6         | 1     | 015      | 004          | Otros Registro y contratos de cobro                              | 10                       |                       | 71,938.74        | 0.00      | 71,938.74        | 25,438.75          | 5,178.00            | 30,616.75                    | 41,321.99                    |
| 1                        | 6         | 1     | 015      | 005          | Actos de Inscripcion Hipotecaria Ley 29-14                       | 10                       |                       | 11,941.56        | 0.00      | 11,941.56        | 29,222.90          | 0.00                | 29,222.90                    | -17,281.34                   |
| 1                        | 6         | 1     | 015      | 006          | Otros Actos Traslatico de la Propiedad Ley 29-14                 | 10                       |                       | 1,999,925.20     | 0.00      | 1,999,925.20     | 643,761.75         | 173,476.26          | 817,238.01                   | 1,182,687.19                 |
| 1                        | 6         | 1     | 099      |              | Otros Impuestos                                                  |                          |                       | 334,465.69       | 0.00      | 334,465.69       | 0.00               | 0.00                | 0.00                         | 334,465.69                   |
| 1                        | 6         | 2     | 002      |              | Uso de Aparatos Reproductores de Música Diversos                 | 10                       |                       | 64,675.03        | 0.00      | 64,675.03        | 1,480.47           | 0.00                | 1,480.47                     | 63,194.56                    |
| 1                        | 6         | 2     | 005      | 001          | Letrero Ordinario                                                | 10                       |                       | 14,951,662.23    | 0.00      | 14,951,662.23    | 6,006,212.15       | 1,102,169.56        | 7,108,381.71                 | 7,843,280.52                 |
| 1                        | 6         | 2     | 005      | 002          | Letreros Luminicos                                               | 10                       |                       | 17,444,009.45    | 0.00      | 17,444,009.45    | 6,760,760.98       | 1,470,998.87        | 8,231,759.85                 | 9,212,249.60                 |
| 1                        | 6         | 2     | 005      | 003          | Vallas                                                           | 10                       |                       | 14,719,211.38    | 0.00      | 14,719,211.38    | 5,151,368.82       | 1,592,272.43        | 6,743,641.25                 | 7,975,570.13                 |
| 1                        | 6         | 2     | 005      | 004          | Otras Formas de Publicidad                                       | 10                       |                       | 155,751.59       | 0.00      | 155,751.59       | 4,153.63           | 0.00                | 4,153.63                     | 151,597.96                   |
| 1                        | 6         | 2     | 007      | 001          | Acuerdo AAA-ADN                                                  | 10                       |                       | 216,000,000.00   | 0.00      | 216,000,000.00   | 67,740,071.82      | 17,153,587.91       | 84,893,659.73                | 131,106,340.27               |
| 1                        | 6         | 2     | 007      | 002          | Otros Servicios de Recoleccion                                   | 10                       |                       | 1,045,288.98     | 0.00      | 1,045,288.98     | 882,488.20         | 48,658.00           | 931,146.20                   | 114,142.78                   |
| 1                        | 6         | 2     | 008      |              | Hoteles, Moteles y Aparta - Hoteles - Establecimientos Similares | 10                       |                       | 3,695,459.86     | 0.00      | 3,695,459.86     | 1,041,306.10       | 185,913.66          | 1,227,219.76                 | 2,468,240.10                 |
| 1                        | 6         | 2     | 011      |              | Mercado Movil (chimi, hot dog y otros)                           | 10                       |                       | 0.00             | 0.00      | 0.00             | 0.00               | 2,495.00            | 2,495.00                     | -2,495.00                    |
| 1                        | 6         | 2     | 015      |              | Maquinas de Diversion                                            | 10                       |                       | 0.00             | 0.00      | 0.00             | 0.00               | 2,042.82            | 2,042.82                     | -2,042.82                    |
| 1                        | 6         | 2     | 016      |              | Otros Permisos                                                   | 10                       |                       | 16,935,279.82    | 0.00      | 16,935,279.82    | 5,438,359.56       | 898,062.55          | 6,336,422.11                 | 10,598,857.71                |
| 1                        | 6         | 2     | 018      |              | Toldos                                                           | 10                       |                       | 920,380.71       | 0.00      | 920,380.71       | 174,895.01         | 79,868.51           | 254,763.52                   | 665,617.19                   |
| 3                        | 1         | 3     |          |              | Donaciones del Sector Privado                                    | 10                       |                       | 0.00             | 0.00      | 0.00             | 30,000.00          | 3,500,000.00        | 3,530,000.00                 | -3,530,000.00                |
| 3                        | 1         | 4     |          |              | Donaciones de Organismos del Estado                              | 10                       |                       | 0.00             | 0.00      | 0.00             | 40,000,000.00      | 0.00                | 40,000,000.00                | -40,000,000.00               |
| 4                        | 1         | 2     | 001      | 01           | Ordianriao Según Ley                                             | 10                       |                       | 1,564,252,968.00 | 0.00      | 1,564,252,968.00 | 294,718,447.36     | 35,612,462.49       | 330,330,909.85               | 1,233,922,058.15             |
| 4                        | 2         | 2     | 001      | 01           | Ordinaria Según Ley                                              | 10                       |                       | 0.00             | 0.00      | 0.00             | 196,486,584.92     | 87,189,132.30       | 283,675,717.22               | -283,675,717.22              |
| 5                        | 2         | 4     | 001      | 018          | Tasa Municipal de contruccion                                    | 10                       |                       | 62,743,350.63    | 0.00      | 62,743,350.63    | 15,513,997.39      | 3,557,598.82        | 19,071,596.21                | 43,671,754.42                |
| 5                        | 2         | 4     | 001      | 02           | Tramitación de Plano y Certificación Cambio Uso de Suelo         | 10                       |                       | 32,334,353.51    | 0.00      | 32,334,353.51    | 2,804,993.15       | 13,924,333.41       | 16,729,326.56                | 15,605,026.95                |

# AYUNTAMIENTO DEL DISTRITO NACIONAL

## EJECUCIÓN PRESUPUESTARIA DE LOS INGRESOS

### CORRESPONDIENTE AL MES DE Mayo DEL AÑO 2008

CODIGO INSTITUCION 7001

| Clasificador de Ingresos |           |       |          |              | Denominación                                             | Fuente de Financiamiento | Organismo Financiador | Presupuesto    |           |                | Ejecución          |                     |                              | Balance por ingresar (11-14) |
|--------------------------|-----------|-------|----------|--------------|----------------------------------------------------------|--------------------------|-----------------------|----------------|-----------|----------------|--------------------|---------------------|------------------------------|------------------------------|
| Grupo                    | Sub Grupo | Cuent | Auxiliar | Sub Auxiliar |                                                          |                          |                       | Original       | Variación | Actual         | Acumulado Anterior | Realizado en el Mes | Acumulado a la fecha (12+13) |                              |
| 1                        | 2         | 3     | 4        | 5            | 6                                                        | 7                        | 8                     | 9              | 10        | 11             | 12                 | 13                  | 14                           | 15                           |
| 5                        | 2         | 4     | 001      | 06           | Supervisión y Fiscalización de Obras                     |                          |                       | 857,672.00     | 0.00      | 857,672.00     | 0.00               | 0.00                | 0.00                         | 857,672.00                   |
| 5                        | 2         | 4     | 001      | 09           | Inhumación y Exhumación                                  | 10                       |                       | 550,342.20     | 0.00      | 550,342.20     | 210,351.00         | 47,886.00           | 258,237.00                   | 292,105.20                   |
| 5                        | 2         | 4     | 001      | 10           | Expedición Certificaciones                               | 10                       |                       | 89,279.92      | 0.00      | 89,279.92      | 96,948.75          | 10,296.00           | 107,244.75                   | -17,964.83                   |
| 5                        | 2         | 4     | 001      | 11           | Estudio para Uso de Suelo                                | 10                       |                       | 979,224.79     | 0.00      | 979,224.79     | 204,700.00         | 44,500.00           | 249,200.00                   | 730,024.79                   |
| 5                        | 2         | 4     | 001      | 12           | Garajes                                                  | 10                       |                       | 1,476,534.68   | 0.00      | 1,476,534.68   | 477,716.59         | 95,681.58           | 573,398.17                   | 903,136.51                   |
| 5                        | 2         | 4     | 001      | 15           | Certificaciones Vida y Costumbre                         | 10                       |                       | 54,386.83      | 0.00      | 54,386.83      | 27,032.00          | 4,356.00            | 31,388.00                    | 22,998.83                    |
| 5                        | 2         | 4     | 001      | 16           | Grúas y Remolques                                        | 10                       |                       | 1,365,192.33   | 0.00      | 1,365,192.33   | 448,600.00         | 119,100.00          | 567,700.00                   | 797,492.33                   |
| 5                        | 2         | 4     | 002      | 01           | Licencias de Construcción                                | 10                       |                       | 0.00           | 0.00      | 0.00           | 3,272,270.10       | 554,488.00          | 3,826,758.10                 | -3,826,758.10                |
| 5                        | 2         | 4     | 002      | 013          | Drenaje Pluvial                                          | 10                       |                       | 391,052.13     | 0.00      | 391,052.13     | 426,164.89         | 48,865.22           | 475,030.11                   | -83,977.98                   |
| 5                        | 2         | 4     | 002      | 02           | Permiso Construcción Pozos Filtrantes                    | 10                       |                       | 586,024.94     | 0.00      | 586,024.94     | 236,780.36         | 52,254.00           | 289,034.36                   | 296,990.58                   |
| 5                        | 2         | 4     | 002      | 04           | Instalar Envasadoras de Gas y Estaciones de Combustibles | 10                       |                       | 49,105.66      | 0.00      | 49,105.66      | 7,159.00           | 0.00                | 7,159.00                     | 41,946.66                    |
| 5                        | 2         | 4     | 002      | 05           | Ocupar Vías Públicas para Comercio Informal              | 10                       |                       | 1,499,570.55   | 0.00      | 1,499,570.55   | 171,236.14         | 43,170.39           | 214,406.53                   | 1,285,164.02                 |
| 5                        | 2         | 4     | 002      | 08           | Instalación Car Wash                                     |                          |                       | 459.42         | 0.00      | 459.42         | 0.00               | 0.00                | 0.00                         | 459.42                       |
| 5                        | 2         | 4     | 002      | 12           | Licencia para Instalación Telecomunicaciones             |                          |                       | 399,999,999.96 | 0.00      | 399,999,999.96 | 0.00               | 0.00                | 0.00                         | 399,999,999.96               |
| 5                        | 2         | 4     | 003      | 03           | Uso de Rampas                                            | 10                       |                       | 34,191,883.25  | 0.00      | 34,191,883.25  | 17,413,364.02      | 3,165,239.82        | 20,578,603.84                | 13,613,279.41                |
| 5                        | 2         | 4     | 003      | 05           | Parada de Autobuses y Parques                            | 10                       |                       | 0.00           | 0.00      | 0.00           | 0.00               | 2,500.00            | 2,500.00                     | -2,500.00                    |
| 5                        | 2         | 4     | 003      | 07           | Franjas, Rutas y Permisos para Transporte Urbano         |                          |                       | 5,872.34       | 0.00      | 5,872.34       | 0.00               | 0.00                | 0.00                         | 5,872.34                     |
| 5                        | 3         | 4     | 001      | 04           | Arrendamiento de Locales Comerciales y Casas             |                          |                       | 42,542.00      | 0.00      | 42,542.00      | 0.00               | 0.00                | 0.00                         | 42,542.00                    |
| 5                        | 3         | 4     | 001      | 99           | Otros Arrendamientos de Bienes Inmuebles                 | 10                       |                       | 835,549.97     | 0.00      | 835,549.97     | 364,518.80         | 58,193.83           | 422,712.63                   | 412,837.34                   |
| 5                        | 3         | 4     | 002      | 008          | Las Canquiñas                                            |                          |                       | 7,691.91       | 0.00      | 7,691.91       | 0.00               | 0.00                | 0.00                         | 7,691.91                     |
| 5                        | 3         | 4     | 002      | 02           | Locales y Casetas a Buhoneros                            | 10                       |                       | 0.00           | 0.00      | 0.00           | 0.00               | 1,000.00            | 1,000.00                     | -1,000.00                    |
| 5                        | 3         | 4     | 002      | 03           | Plazas                                                   | 10                       |                       | 42,542.00      | 0.00      | 42,542.00      | 110,090.00         | 52,495.00           | 162,585.00                   | -120,043.00                  |
| 5                        | 3         | 6     | 002      | 001          | Parqueo Padre Billini                                    | 10                       |                       | 993,624.65     | 0.00      | 993,624.65     | 280,071.10         | 56,467.00           | 336,538.10                   | 657,086.55                   |
| 5                        | 3         | 6     | 003      | 001          | Mercado Nuevo                                            | 10                       |                       | 12,907,178.36  | 0.00      | 12,907,178.36  | 3,370,766.00       | 855,314.00          | 4,226,080.00                 | 8,681,098.36                 |
| 5                        | 3         | 6     | 003      | 002          | Mercado Modelo                                           | 10                       |                       | 3,183,203.47   | 0.00      | 3,183,203.47   | 865,696.00         | 231,515.00          | 1,097,211.00                 | 2,085,992.47                 |
| 5                        | 3         | 6     | 003      | 003          | Mercado Villa Consuelo                                   | 10                       |                       | 863,159.51     | 0.00      | 863,159.51     | 286,812.00         | 50,221.00           | 337,033.00                   | 526,126.51                   |
| 5                        | 3         | 6     | 003      | 004          | Mercado de Honduras                                      | 10                       |                       | 1,353,342.66   | 0.00      | 1,353,342.66   | 194,700.00         | 42,180.00           | 236,880.00                   | 1,116,462.66                 |
| 5                        | 3         | 6     | 003      | 005          | Mercado Gualey                                           | 10                       |                       | 1,160,876.41   | 0.00      | 1,160,876.41   | 367,527.00         | 94,105.00           | 461,632.00                   | 699,244.41                   |
| 5                        | 3         | 6     | 003      | 006          | Mercado de Cristo Rey                                    | 10                       |                       | 1,266,243.71   | 0.00      | 1,266,243.71   | 304,767.00         | 74,857.00           | 379,624.00                   | 886,619.71                   |
| 5                        | 3         | 6     | 004      | 001          | Cementerio Cristo Redentor                               | 10                       |                       | 25,765,037.76  | 0.00      | 25,765,037.76  | 9,051,203.47       | 2,088,566.00        | 11,139,769.47                | 14,625,268.29                |
| 5                        | 3         | 6     | 004      | 002          | Cementerio Nacional Maximo Gomez                         | 10                       |                       | 11,216,933.41  | 0.00      | 11,216,933.41  | 4,681,929.00       | 1,050,854.00        | 5,732,783.00                 | 5,484,150.41                 |
| 5                        | 3         | 6     | 004      | 003          | Cementerio Cristo Rey                                    | 10                       |                       | 1,399,216.79   | 0.00      | 1,399,216.79   | 422,243.00         | 103,988.00          | 526,231.00                   | 872,985.79                   |
| 5                        | 9         | 4     | 003      | 002          | Sanciones Personal                                       | 10                       |                       | 0.00           | 0.00      | 0.00           | 25,518.53          | 0.00                | 25,518.53                    | -25,518.53                   |

## AYUNTAMIENTO DEL DISTRITO NACIONAL

### EJECUCIÓN PRESUPUESTARIA DE LOS INGRESOS

CORRESPONDIENTE AL MES DE Mayo DEL AÑO 2008

CODIGO INSTITUCION 7001

| Clasificador de Ingresos |           |       |          |              | Denominación                                                  | Fuente de Financiamiento | Organismo Financiador | Presupuesto      |           |                  | Ejecución          |                     |                              | Balance por ingresar (11-14) |
|--------------------------|-----------|-------|----------|--------------|---------------------------------------------------------------|--------------------------|-----------------------|------------------|-----------|------------------|--------------------|---------------------|------------------------------|------------------------------|
| Grupo                    | Sub Grupo | Cuent | Auxiliar | Sub Auxiliar |                                                               |                          |                       | Original         | Variación | Actual           | Acumulado Anterior | Realizado en el Mes | Acumulado a la fecha (12+13) |                              |
| 1                        | 2         | 3     | 4        | 5            | 6                                                             | 7                        | 8                     | 9                | 10        | 11               | 12                 | 13                  | 14                           | 15                           |
| 5                        | 9         | 4     | 003      | 003          | Multas, Penalizaciones y Sanciones por Publicidad             | 10                       |                       | 735,554.27       | 0.00      | 735,554.27       | 597,000.63         | 29,033.00           | 626,033.63                   | 109,520.64                   |
| 5                        | 9         | 4     | 004      |              | Multas por Construcción Ilegal                                | 10                       |                       | 2,741,566.40     | 0.00      | 2,741,566.40     | 4,398,147.59       | 2,933,985.30        | 7,332,132.89                 | -4,590,566.49                |
| 5                        | 9         | 4     | 005      |              | Multa por Tirada de Escombros y Desechos en las Vías Públicas | 10                       |                       | 3,955.84         | 0.00      | 3,955.84         | 4,300.00           | 0.00                | 4,300.00                     | -344.16                      |
| 5                        | 9         | 4     | 006      |              | Multas Judiciales                                             | 10                       |                       | 125,535.15       | 0.00      | 125,535.15       | 23,349.00          | 7,209.00            | 30,558.00                    | 94,977.15                    |
| 5                        | 9         | 4     | 007      | 001          | Incautaciones y Remociones                                    | 10                       |                       | 487,687.80       | 0.00      | 487,687.80       | 255,607.00         | 62,012.00           | 317,619.00                   | 170,068.80                   |
| 5                        | 9         | 4     | 008      |              | Sobrantes de Caja                                             | 10                       |                       | 0.00             | 0.00      | 0.00             | 11,839.27          | 2,205.49            | 14,044.76                    | -14,044.76                   |
| 5                        | 9         | 9     |          |              | Otros Ingresos Ordinarios                                     | 10                       |                       | 10,369,224.77    | 0.00      | 10,369,224.77    | 617,650.66         | 272,617.09          | 890,267.75                   | 9,478,957.02                 |
| 6                        | 1         | 1     |          |              | Ventas de Terrenos                                            | 10                       |                       | 0.00             | 0.00      | 0.00             | 10,059,519.00      | 0.00                | 10,059,519.00                | -10,059,519.00               |
| 6                        | 1         | 1     | 001      | 02           | Terrenos Varios                                               | 10                       |                       | 100,000,000.01   | 0.00      | 100,000,000.01   | 77,111.00          | 7,745.00            | 84,856.00                    | 99,915,144.01                |
| 8                        | 1         | 1     |          |              | Obtencion de Prestamos Corto Plazo Sector Privado             | 10                       |                       | 0.00             | 0.00      | 0.00             | 130,000,000.00     | 55,000,000.00       | 185,000,000.00               | -185,000,000.00              |
| 8                        | 1         | 2     |          |              | Obtencion de Prestamos Corto plazo Sector Publico             | 10                       |                       | 0.00             | 0.00      | 0.00             | 65,000,000.00      | 0.00                | 65,000,000.00                | -65,000,000.00               |
| 8                        | 1         | 2     | 001      | 01           | Obtención de Préstamos de Corto Plazo para Pago de Regalía    |                          |                       | 62,000,000.00    | 0.00      | 62,000,000.00    | 0.00               | 0.00                | 0.00                         | 62,000,000.00                |
| 8                        | 1         | 2     | 001      | 02           | Obtencion de prestamo Linea de Credito Banreservas            | 10                       |                       | 900,000,000.00   | 0.00      | 900,000,000.00   | 0.00               | 50,000,000.00       | 50,000,000.00                | 850,000,000.00               |
| <b>TOTAL RD\$</b>        |           |       |          |              |                                                               |                          |                       | 4,109,604,704.00 | 0.00      | 4,109,604,704.00 | 992,047,750.84     | 319,631,495.65      | 1,311,679,246.49             | 2,797,925,457.51             |

Preparado Por

Revisado Por

Aprobado Por

# AYUNTAMIENTO DEL DISTRITO NACIONAL

## EJECUCIÓN PRESUPUESTARIA DE LOS INGRESOS

### CORRESPONDIENTE AL MES DE Junio DEL AÑO 2008

CODIGO INSTITUCION 7001

| Clasificador de Ingresos |           |        |          |              | Denominación                                                     | Fuente de Financiamiento | Organismo Financiador | Presupuesto      |           |                  | Ejecución          |                     |                              | Balance por ingresar (11-14) |
|--------------------------|-----------|--------|----------|--------------|------------------------------------------------------------------|--------------------------|-----------------------|------------------|-----------|------------------|--------------------|---------------------|------------------------------|------------------------------|
| Grupo                    | Sub Grupo | Cuenta | Auxiliar | Sub Auxiliar |                                                                  |                          |                       | Original         | Variación | Actual           | Acumulado Anterior | Realizado en el Mes | Acumulado a la fecha (12+13) |                              |
| 1                        | 2         | 3      | 4        | 5            | 6                                                                | 7                        | 8                     | 9                | 10        | 11               | 12                 | 13                  | 14                           | 15                           |
| 1                        | 6         | 1      | 002      |              | Impuesto Sobre Terrenos No Urbanizados                           |                          |                       | 343.832,39       | 0,00      | 343.832,39       | 0,00               | 0,00                | 0,00                         | 343.832,39                   |
| 1                        | 6         | 1      | 004      |              | Contrato de Ventas Condicional de Muebles                        | 10                       |                       | 72.431.065,11    | 0,00      | 72.431.065,11    | 43.177.113,88      | 7.089.334,72        | 50.266.448,60                | 22.164.616,51                |
| 1                        | 6         | 1      | 005      | 001          | Cine                                                             | 10                       |                       | 0,00             | 0,00      | 0,00             | 76.651,66          | 0,00                | 76.651,66                    | -76.651,66                   |
| 1                        | 6         | 1      | 005      | 002          | Discotecas                                                       | 10                       |                       | 0,00             | 0,00      | 0,00             | 48.981,12          | 0,00                | 48.981,12                    | -48.981,12                   |
| 1                        | 6         | 1      | 005      | 003          | Espectaculos Especiales                                          | 10                       |                       | 0,00             | 0,00      | 0,00             | 15.039,25          | 0,00                | 15.039,25                    | -15.039,25                   |
| 1                        | 6         | 1      | 010      |              | Impuesto Sobre Billares                                          | 10                       |                       | 66.741,86        | 0,00      | 66.741,86        | 4.968,83           | 19.024,61           | 23.993,44                    | 42.748,42                    |
| 1                        | 6         | 1      | 012      |              | Recargos, Multas y Sanciones Sobre los Impuestos                 | 10                       |                       | 0,00             | 0,00      | 0,00             | 1.125.684,09       | 699.185,69          | 1.824.869,78                 | -1.824.869,78                |
| 1                        | 6         | 1      | 013      |              | 3% Ley de Electricidad                                           | 10                       |                       | 459.000.000,00   | 0,00      | 459.000.000,00   | 64.004.001,18      | 24.847.354,18       | 88.851.355,36                | 370.148.644,64               |
| 1                        | 6         | 1      | 015      | 001          | Registro de actos Civiles                                        | 10                       |                       | 22.905.394,78    | 0,00      | 22.905.394,78    | 14.944.501,46      | 2.648.231,99        | 17.592.733,45                | 5.312.661,33                 |
| 1                        | 6         | 1      | 015      | 002          | Registro de actos Traslaticos de la propiedad ley 29-14          | 10                       |                       | 292.414,25       | 0,00      | 292.414,25       | 155.342,72         | 5.152,00            | 160.494,72                   | 131.919,53                   |
| 1                        | 6         | 1      | 015      | 003          | Registro de Actos Judiciales y estra Judiciales                  | 10                       |                       | 27.287.325,38    | 0,00      | 27.287.325,38    | 6.549.580,13       | 1.966.658,37        | 8.516.238,50                 | 18.771.086,88                |
| 1                        | 6         | 1      | 015      | 004          | Otros Registro y contratos de cobro                              | 10                       |                       | 71.938,74        | 0,00      | 71.938,74        | 30.616,75          | 6.983,00            | 37.599,75                    | 34.338,99                    |
| 1                        | 6         | 1      | 015      | 005          | Actos de Inscripcion Hipotecaria Ley 29-14                       | 10                       |                       | 11.941,56        | 0,00      | 11.941,56        | 29.222,90          | 0,00                | 29.222,90                    | -17.281,34                   |
| 1                        | 6         | 1      | 015      | 006          | Otros Actos Traslatico de la Propiedad Ley 29-14                 | 10                       |                       | 1.999.925,20     | 0,00      | 1.999.925,20     | 817.238,01         | 214.857,75          | 1.032.095,76                 | 967.829,44                   |
| 1                        | 6         | 1      | 099      |              | Otros Impuestos                                                  |                          |                       | 334.465,69       | 0,00      | 334.465,69       | 0,00               | 0,00                | 0,00                         | 334.465,69                   |
| 1                        | 6         | 2      | 002      |              | Uso de Aparatos Reproductores de Música Diversos                 | 10                       |                       | 64.675,03        | 0,00      | 64.675,03        | 1.480,47           | 784,91              | 2.265,38                     | 62.409,65                    |
| 1                        | 6         | 2      | 005      | 001          | Letrero Ordinario                                                | 10                       |                       | 14.951.662,23    | 0,00      | 14.951.662,23    | 7.108.381,71       | 1.558.429,10        | 8.666.810,81                 | 6.284.851,42                 |
| 1                        | 6         | 2      | 005      | 002          | Letreros Luminicos                                               | 10                       |                       | 17.444.009,45    | 0,00      | 17.444.009,45    | 8.231.759,85       | 1.893.125,23        | 10.124.885,08                | 7.319.124,37                 |
| 1                        | 6         | 2      | 005      | 003          | Vallas                                                           | 10                       |                       | 14.719.211,38    | 0,00      | 14.719.211,38    | 6.743.641,25       | 1.991.147,61        | 8.734.788,86                 | 5.984.422,52                 |
| 1                        | 6         | 2      | 005      | 004          | Otras Formas de Publicidad                                       | 10                       |                       | 155.751,59       | 0,00      | 155.751,59       | 4.153,63           | 0,00                | 4.153,63                     | 151.597,96                   |
| 1                        | 6         | 2      | 007      | 001          | Acuerdo AAA-ADN                                                  | 10                       |                       | 216.000.000,00   | 0,00      | 216.000.000,00   | 84.893.659,73      | 18.253.401,35       | 103.147.061,08               | 112.852.938,92               |
| 1                        | 6         | 2      | 007      | 002          | Otros Servicios de Recoleccion                                   | 10                       |                       | 1.045.288,98     | 0,00      | 1.045.288,98     | 931.146,20         | 56.230,88           | 987.377,08                   | 57.911,90                    |
| 1                        | 6         | 2      | 008      |              | Hoteles, Moteles y Aparta - Hoteles - Establecimientos Similares | 10                       |                       | 3.695.459,86     | 0,00      | 3.695.459,86     | 1.227.219,76       | 125.074,85          | 1.352.294,61                 | 2.343.165,25                 |
| 1                        | 6         | 2      | 011      |              | Mercado Movil (chimi, hot dog y otros)                           | 10                       |                       | 0,00             | 0,00      | 0,00             | 2.495,00           | 0,00                | 2.495,00                     | -2.495,00                    |
| 1                        | 6         | 2      | 015      |              | Maquinas de Diversion                                            | 10                       |                       | 0,00             | 0,00      | 0,00             | 2.042,82           | 0,00                | 2.042,82                     | -2.042,82                    |
| 1                        | 6         | 2      | 016      |              | Otros Permisos                                                   | 10                       |                       | 16.935.279,82    | 0,00      | 16.935.279,82    | 6.336.422,11       | 1.218.797,60        | 7.555.219,71                 | 9.380.060,11                 |
| 1                        | 6         | 2      | 018      |              | Toldos                                                           | 10                       |                       | 920.380,71       | 0,00      | 920.380,71       | 254.763,52         | 68.349,58           | 323.113,10                   | 597.267,61                   |
| 3                        | 1         | 3      |          |              | Donaciones del Sector Privado                                    | 10                       |                       | 0,00             | 0,00      | 0,00             | 3.530.000,00       | 0,00                | 3.530.000,00                 | -3.530.000,00                |
| 3                        | 1         | 4      |          |              | Donaciones de Organismos del Estado                              | 10                       |                       | 0,00             | 0,00      | 0,00             | 40.000.000,00      | 0,00                | 40.000.000,00                | -40.000.000,00               |
| 4                        | 1         | 2      | 001      | 01           | Ordianriao Según Ley                                             | 10                       |                       | 1.564.252.968,00 | 0,00      | 1.564.252.968,00 | 330.330.909,85     | 73.664.920,88       | 403.995.830,73               | 1.160.257.137,27             |
| 4                        | 2         | 2      | 001      | 01           | Ordinaria Según Ley                                              | 10                       |                       | 0,00             | 0,00      | 0,00             | 283.675.717,22     | 49.109.947,26       | 332.785.664,48               | -332.785.664,48              |
| 5                        | 2         | 4      | 001      | 018          | Tasa Municipal de contruccion                                    | 10                       |                       | 62.743.350,63    | 0,00      | 62.743.350,63    | 19.071.596,21      | 1.323.570,95        | 20.395.167,16                | 42.348.183,47                |
| 5                        | 2         | 4      | 001      | 02           | Tramitación de Plano y Certificación Cambio Uso de Suelo         | 10                       |                       | 32.334.353,51    | 0,00      | 32.334.353,51    | 16.729.326,56      | 10.117.121,00       | 26.846.447,56                | 5.487.905,95                 |

**AYUNTAMIENTO DEL DISTRITO NACIONAL**  
**EJECUCIÓN PRESUPUESTARIA DE LOS INGRESOS**  
**CORRESPONDIENTE AL MES DE Junio DEL AÑO 2008**

CODIGO INSTITUCION 7001

| Clasificador de Ingresos |           |        |          |              | Denominación                                             | Fuente de Financiamiento | Organismo Financiador | Presupuesto    |           |                | Ejecución          |                     |                              | Balance por ingresar (11-14) |
|--------------------------|-----------|--------|----------|--------------|----------------------------------------------------------|--------------------------|-----------------------|----------------|-----------|----------------|--------------------|---------------------|------------------------------|------------------------------|
| Grupo                    | Sub Grupo | Cuenta | Auxiliar | Sub Auxiliar |                                                          |                          |                       | Original       | Variación | Actual         | Acumulado Anterior | Realizado en el Mes | Acumulado a la fecha (12+13) |                              |
| 1                        | 2         | 3      | 4        | 5            | 6                                                        | 7                        | 8                     | 9              | 10        | 11             | 12                 | 13                  | 14                           | 15                           |
| 5                        | 2         | 4      | 001      | 06           | Supervisión y Fiscalización de Obras                     |                          |                       | 857.672,00     | 0,00      | 857.672,00     | 0,00               | 0,00                | 0,00                         | 857.672,00                   |
| 5                        | 2         | 4      | 001      | 09           | Inhumación y Exhumación                                  | 10                       |                       | 550.342,20     | 0,00      | 550.342,20     | 258.237,00         | 89.333,00           | 347.570,00                   | 202.772,20                   |
| 5                        | 2         | 4      | 001      | 10           | Expedición Certificaciones                               | 10                       |                       | 89.279,92      | 0,00      | 89.279,92      | 107.244,75         | 10.098,00           | 117.342,75                   | -28.062,83                   |
| 5                        | 2         | 4      | 001      | 11           | Estudio para Uso de Suelo                                | 10                       |                       | 979.224,79     | 0,00      | 979.224,79     | 249.200,00         | 71.500,00           | 320.700,00                   | 658.524,79                   |
| 5                        | 2         | 4      | 001      | 12           | Garajes                                                  | 10                       |                       | 1.476.534,68   | 0,00      | 1.476.534,68   | 573.398,17         | 121.016,98          | 694.415,15                   | 782.119,53                   |
| 5                        | 2         | 4      | 001      | 15           | Certificaciones Vida y Costumbre                         | 10                       |                       | 54.386,83      | 0,00      | 54.386,83      | 31.388,00          | 8.712,00            | 40.100,00                    | 14.286,83                    |
| 5                        | 2         | 4      | 001      | 16           | Grúas y Remolques                                        | 10                       |                       | 1.365.192,33   | 0,00      | 1.365.192,33   | 567.700,00         | 180.400,00          | 748.100,00                   | 617.092,33                   |
| 5                        | 2         | 4      | 002      | 01           | Licencias de Construcción                                | 10                       |                       | 0,00           | 0,00      | 0,00           | 3.826.758,10       | 1.698.161,00        | 5.524.919,10                 | -5.524.919,10                |
| 5                        | 2         | 4      | 002      | 013          | Drenaje Pluvial                                          | 10                       |                       | 391.052,13     | 0,00      | 391.052,13     | 475.030,11         | 171.600,35          | 646.630,46                   | -255.578,33                  |
| 5                        | 2         | 4      | 002      | 02           | Permiso Construcción Pozos Filtrantes                    | 10                       |                       | 586.024,94     | 0,00      | 586.024,94     | 289.034,36         | 89.357,00           | 378.391,36                   | 207.633,58                   |
| 5                        | 2         | 4      | 002      | 04           | Instalar Envasadoras de Gas y Estaciones de Combustibles | 10                       |                       | 49.105,66      | 0,00      | 49.105,66      | 7.159,00           | 0,00                | 7.159,00                     | 41.946,66                    |
| 5                        | 2         | 4      | 002      | 05           | Ocupar Vías Públicas para Comercio Informal              | 10                       |                       | 1.499.570,55   | 0,00      | 1.499.570,55   | 214.406,53         | 125.019,89          | 339.426,42                   | 1.160.144,13                 |
| 5                        | 2         | 4      | 002      | 08           | Instalación Car Wash                                     |                          |                       | 459,42         | 0,00      | 459,42         | 0,00               | 0,00                | 0,00                         | 459,42                       |
| 5                        | 2         | 4      | 002      | 12           | Licencia para Instalación Telecomunicaciones             |                          |                       | 399.999.999,96 | 0,00      | 399.999.999,96 | 0,00               | 0,00                | 0,00                         | 399.999.999,96               |
| 5                        | 2         | 4      | 003      | 03           | Uso de Rampas                                            | 10                       |                       | 34.191.883,25  | 0,00      | 34.191.883,25  | 20.578.603,84      | 4.228.870,02        | 24.807.473,86                | 9.384.409,39                 |
| 5                        | 2         | 4      | 003      | 05           | Parada de Autobuses y Parqueos                           | 10                       |                       | 0,00           | 0,00      | 0,00           | 2.500,00           | 0,00                | 2.500,00                     | -2.500,00                    |
| 5                        | 2         | 4      | 003      | 07           | Franjas, Rutas y Permisos para Transporte Urbano         |                          |                       | 5.872,34       | 0,00      | 5.872,34       | 0,00               | 0,00                | 0,00                         | 5.872,34                     |
| 5                        | 3         | 4      | 001      | 04           | Arrendamiento de Locales Comerciales y Casas             |                          |                       | 42.542,00      | 0,00      | 42.542,00      | 0,00               | 0,00                | 0,00                         | 42.542,00                    |
| 5                        | 3         | 4      | 001      | 99           | Otros Arrendamientos de Bienes Inmuebles                 | 10                       |                       | 835.549,97     | 0,00      | 835.549,97     | 422.712,63         | 227.115,59          | 649.828,22                   | 185.721,75                   |
| 5                        | 3         | 4      | 002      | 008          | Las Canquiñas                                            |                          |                       | 7.691,91       | 0,00      | 7.691,91       | 0,00               | 0,00                | 0,00                         | 7.691,91                     |
| 5                        | 3         | 4      | 002      | 02           | Locales y Casetas a Buhoneros                            | 10                       |                       | 0,00           | 0,00      | 0,00           | 1.000,00           | 0,00                | 1.000,00                     | -1.000,00                    |
| 5                        | 3         | 4      | 002      | 03           | Plazas                                                   | 10                       |                       | 42.542,00      | 0,00      | 42.542,00      | 162.585,00         | 59.845,00           | 222.430,00                   | -179.888,00                  |
| 5                        | 3         | 6      | 002      | 001          | Parqueo Padre Billini                                    | 10                       |                       | 993.624,65     | 0,00      | 993.624,65     | 336.538,10         | 44.710,00           | 381.248,10                   | 612.376,55                   |
| 5                        | 3         | 6      | 003      | 001          | Mercado Nuevo                                            | 10                       |                       | 12.907.178,36  | 0,00      | 12.907.178,36  | 4.226.080,00       | 1.020.766,00        | 5.246.846,00                 | 7.660.332,36                 |
| 5                        | 3         | 6      | 003      | 002          | Mercado Modelo                                           | 10                       |                       | 3.183.203,47   | 0,00      | 3.183.203,47   | 1.097.211,00       | 150.158,00          | 1.247.369,00                 | 1.935.834,47                 |
| 5                        | 3         | 6      | 003      | 003          | Mercado Villa Consuelo                                   | 10                       |                       | 863.159,51     | 0,00      | 863.159,51     | 337.033,00         | 37.273,00           | 374.306,00                   | 488.853,51                   |
| 5                        | 3         | 6      | 003      | 004          | Mercado de Honduras                                      | 10                       |                       | 1.353.342,66   | 0,00      | 1.353.342,66   | 236.880,00         | 66.610,00           | 303.490,00                   | 1.049.852,66                 |
| 5                        | 3         | 6      | 003      | 005          | Mercado Gualey                                           | 10                       |                       | 1.160.876,41   | 0,00      | 1.160.876,41   | 461.632,00         | 88.046,00           | 549.678,00                   | 611.198,41                   |
| 5                        | 3         | 6      | 003      | 006          | Mercado de Cristo Rey                                    | 10                       |                       | 1.266.243,71   | 0,00      | 1.266.243,71   | 379.624,00         | 75.427,00           | 455.051,00                   | 811.192,71                   |
| 5                        | 3         | 6      | 004      | 001          | Cementerio Cristo Redentor                               | 10                       |                       | 25.765.037,76  | 0,00      | 25.765.037,76  | 11.139.769,47      | 2.226.383,00        | 13.366.152,47                | 12.398.885,29                |
| 5                        | 3         | 6      | 004      | 002          | Cementerio Nacional Maximo Gomez                         | 10                       |                       | 11.216.933,41  | 0,00      | 11.216.933,41  | 5.732.783,00       | 1.016.083,00        | 6.748.866,00                 | 4.468.067,41                 |
| 5                        | 3         | 6      | 004      | 003          | Cementerio Cristo Rey                                    | 10                       |                       | 1.399.216,79   | 0,00      | 1.399.216,79   | 526.231,00         | 130.071,00          | 656.302,00                   | 742.914,79                   |
| 5                        | 9         | 4      | 003      | 002          | Sanciones Personal                                       | 10                       |                       | 0,00           | 0,00      | 0,00           | 25.518,53          | 0,00                | 25.518,53                    | -25.518,53                   |



**AYUNTAMIENTO DEL DISTRITO NACIONAL**  
**EJECUCIÓN PRESUPUESTARIA DE LOS INGRESOS**  
**CORRESPONDIENTE AL MES DE Junio DEL AÑO 2008**

CODIGO INSTITUCION **7001**

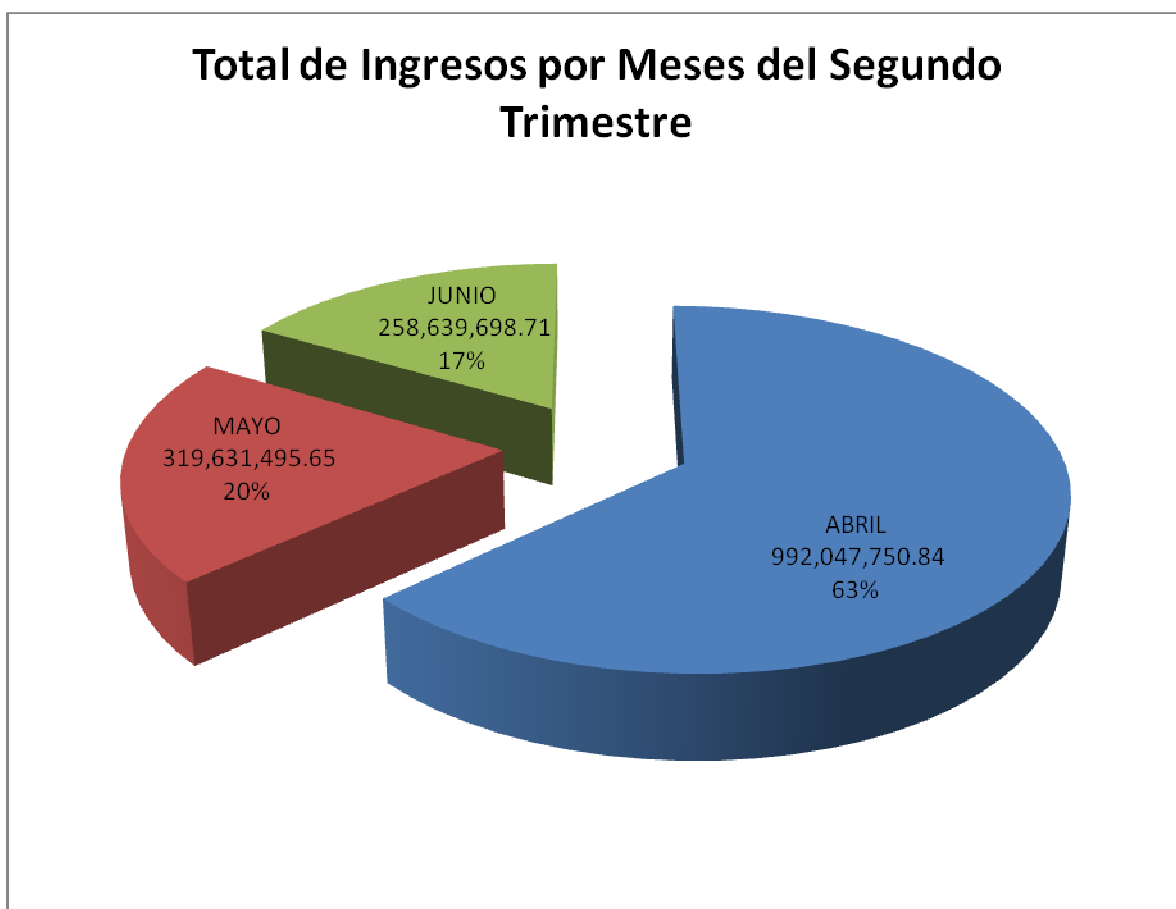
| Clasificador de Ingresos |           |        |          |              | Denominación                                                  | Fuente de Financiamiento | Organismo Financiador | Presupuesto      |           |                  | Ejecución          |                     |                              | Balance por ingresar (11-14) |
|--------------------------|-----------|--------|----------|--------------|---------------------------------------------------------------|--------------------------|-----------------------|------------------|-----------|------------------|--------------------|---------------------|------------------------------|------------------------------|
| Grupo                    | Sub Grupo | Cuenta | Auxiliar | Sub Auxiliar |                                                               |                          |                       | Original         | Variación | Actual           | Acumulado Anterior | Realizado en el Mes | Acumulado a la fecha (12+13) |                              |
| 1                        | 2         | 3      | 4        | 5            | 6                                                             | 7                        | 8                     | 9                | 10        | 11               | 12                 | 13                  | 14                           | 15                           |
| 5                        | 9         | 4      | 003      | 003          | Multas, Penalizaciones y Sanciones por Publicidad             | 10                       |                       | 735.554,27       | 0,00      | 735.554,27       | 626.033,63         | 245.899,00          | 871.932,63                   | -136.378,36                  |
| 5                        | 9         | 4      | 004      |              | Multas por Construcción Ilegal                                | 10                       |                       | 2.741.566,40     | 0,00      | 2.741.566,40     | 7.332.132,89       | 2.898.556,32        | 10.230.689,21                | -7.489.122,81                |
| 5                        | 9         | 4      | 005      |              | Multa por Tirada de Escombros y Desechos en las Vías Públicas | 10                       |                       | 3.955,84         | 0,00      | 3.955,84         | 4.300,00           | 0,00                | 4.300,00                     | -344,16                      |
| 5                        | 9         | 4      | 006      |              | Multas Judiciales                                             | 10                       |                       | 125.535,15       | 0,00      | 125.535,15       | 30.558,00          | 0,00                | 30.558,00                    | 94.977,15                    |
| 5                        | 9         | 4      | 007      | 001          | Incautaciones y Remociones                                    | 10                       |                       | 487.687,80       | 0,00      | 487.687,80       | 317.619,00         | 79.971,00           | 397.590,00                   | 90.097,80                    |
| 5                        | 9         | 4      | 008      |              | Sobrantes de Caja                                             | 10                       |                       | 0,00             | 0,00      | 0,00             | 14.044,76          | 3.091,35            | 17.136,11                    | -17.136,11                   |
| 5                        | 9         | 9      |          |              | Otros Ingresos Ordinarios                                     | 10                       |                       | 10.369.224,77    | 0,00      | 10.369.224,77    | 890.267,75         | 65.353,20           | 955.620,95                   | 9.413.603,82                 |
| 6                        | 1         | 1      |          |              | Ventas de Terrenos                                            | 10                       |                       | 0,00             | 0,00      | 0,00             | 10.059.519,00      | 0,00                | 10.059.519,00                | -10.059.519,00               |
| 6                        | 1         | 1      | 001      | 02           | Terrenos Varios                                               | 10                       |                       | 100.000.000,01   | 0,00      | 100.000.000,01   | 84.856,00          | 1.180.150,50        | 1.265.006,50                 | 98.734.993,51                |
| 6                        | 1         | 3      |          |              | Venta de Maquinaria y Equipo                                  | 10                       |                       | 0,00             | 0,00      | 0,00             | 0,00               | 352.438,00          | 352.438,00                   | -352.438,00                  |
| 8                        | 1         | 1      |          |              | Obtencion de Prestamos Corto Plazo Sector Privado             | 10                       |                       | 0,00             | 0,00      | 0,00             | 185.000.000,00     | 0,00                | 185.000.000,00               | -185.000.000,00              |
| 8                        | 1         | 2      |          |              | Obtencion de Prestamos Corto plazo Sector Publico             | 10                       |                       | 0,00             | 0,00      | 0,00             | 65.000.000,00      | 0,00                | 65.000.000,00                | -65.000.000,00               |
| 8                        | 1         | 2      | 001      | 01           | Obtención de Préstamos de Corto Plazo para Pago de Regalía    |                          |                       | 62.000.000,00    | 0,00      | 62.000.000,00    | 0,00               | 0,00                | 0,00                         | 62.000.000,00                |
| 8                        | 1         | 2      | 001      | 02           | Obtencion de prestamo Linea de Credito Banreservas            | 10                       |                       | 900.000.000,00   | 0,00      | 900.000.000,00   | 50.000.000,00      | 45.000.000,00       | 95.000.000,00                | 805.000.000,00               |
| <b>TOTAL RD\$</b>        |           |        |          |              |                                                               |                          |                       | 4.109.604.704,00 | 0,00      | 4.109.604.704,00 | 1.311.679.246,49   | 258.639.698,71      | 1.570.318.945,20             | 2.539.285.758,80             |

Preparado Por

Revisado Por

Aprobado Por

**AYUNTAMIENTO DEL DISTRITO NACIONAL  
EJECUCIÓN PRESUPUESTARIA ABRIL-JUNIO 2008**



**Total de Ingresos Presupuestado en el 2008 RD\$4, 109, 604,704.00**

# AYUNTAMIENTO DEL DISTRITO NACIONAL

## ESTADO DE LA EJECUCIÓN TRIMESTRAL DE INGRESOS

CORRESPONDIENTE AL Segundo TRIMESTRE DEL AÑO 2008

CODIGO INSTITUCION 7001

| Clasificador de Ingresos |           |       |          |              | Denominación                                                     | Fuente de Finaciamiento | Presupuesto      |           |                  | Ingresado       |                      | % Ingresado a la Fecha (12/10) | Balance por Ingresar | % Balance por ingresar (14/10) |
|--------------------------|-----------|-------|----------|--------------|------------------------------------------------------------------|-------------------------|------------------|-----------|------------------|-----------------|----------------------|--------------------------------|----------------------|--------------------------------|
| Grupo                    | Sub Grupo | Cuent | Auxiliar | Sub Auxiliar |                                                                  |                         | Original         | Variación | Actual           | Total Trimestre | Acumulado a la Fecha |                                |                      |                                |
| 1                        | 2         | 3     | 4        | 5            | 6                                                                | 7                       | 8                | 9         | 10               | 11              | 12                   | 13                             | 14                   | 15                             |
| 1                        | 6         | 1     | 002      |              | Impuesto Sobre Terrenos No Urbanizados                           |                         | 343,832.39       | 0.00      | 343,832.39       | 0.00            | 0.00                 | 0.00                           | 343,832.39           | 100.00                         |
| 1                        | 6         | 1     | 004      |              | Contrato de Ventas Condicional de Muebles                        | 10                      | 72,431,065.11    | 0.00      | 72,431,065.11    | 21,432,016.40   | 50,266,448.60        | 69.40                          | 22,164,616.51        | 30.60                          |
| 1                        | 6         | 1     | 005      | 001          | Cine                                                             | 10                      | 0.00             | 0.00      | 0.00             | 0.00            | 76,651.66            | 0.00                           | -76,651.66           | 0.00                           |
| 1                        | 6         | 1     | 005      | 002          | Discotecas                                                       | 10                      | 0.00             | 0.00      | 0.00             | 0.00            | 48,981.12            | 0.00                           | -48,981.12           | 0.00                           |
| 1                        | 6         | 1     | 005      | 003          | Espectaculos Especiales                                          | 10                      | 0.00             | 0.00      | 0.00             | 0.00            | 15,039.25            | 0.00                           | -15,039.25           | 0.00                           |
| 1                        | 6         | 1     | 010      |              | Impuesto Sobre Billares                                          | 10                      | 66,741.86        | 0.00      | 66,741.86        | 20,187.05       | 23,993.44            | 35.95                          | 42,748.42            | 64.05                          |
| 1                        | 6         | 1     | 012      |              | Recargos, Multas y Sanciones Sobre los Impuestos                 | 10                      | 0.00             | 0.00      | 0.00             | 1,160,142.11    | 1,824,869.78         | 0.00                           | -1,824,869.78        | 0.00                           |
| 1                        | 6         | 1     | 013      |              | 3% Ley de Electricidad                                           | 10                      | 459,000,000.00   | 0.00      | 459,000,000.00   | 49,694,708.36   | 88,851,355.36        | 19.36                          | 370,148,644.64       | 80.64                          |
| 1                        | 6         | 1     | 015      | 001          | Registro de actos Civiles                                        | 10                      | 22,905,394.78    | 0.00      | 22,905,394.78    | 12,414,216.33   | 17,592,733.45        | 76.81                          | 5,312,661.33         | 23.19                          |
| 1                        | 6         | 1     | 015      | 002          | Registro de actos Traslativos de la propiedad ley 29-14          | 10                      | 292,414.25       | 0.00      | 292,414.25       | 135,518.32      | 160,494.72           | 54.89                          | 131,919.53           | 45.11                          |
| 1                        | 6         | 1     | 015      | 003          | Registro de Actos Judiciales y estra Judiciales                  | 10                      | 27,287,325.38    | 0.00      | 27,287,325.38    | 4,574,504.87    | 8,516,238.50         | 31.21                          | 18,771,086.88        | 68.79                          |
| 1                        | 6         | 1     | 015      | 004          | Otros Registro y contratos de cobro                              | 10                      | 71,938.74        | 0.00      | 71,938.74        | 18,133.00       | 37,599.75            | 52.27                          | 34,338.99            | 47.73                          |
| 1                        | 6         | 1     | 015      | 005          | Actos de Inscripcion Hipotecaria Ley 29-14                       | 10                      | 11,941.56        | 0.00      | 11,941.56        | 2,595.15        | 29,222.90            | 244.72                         | -17,281.34           | -144.72                        |
| 1                        | 6         | 1     | 015      | 006          | Otros Actos Traslativo de la Propiedad Ley 29-14                 | 10                      | 1,999,925.20     | 0.00      | 1,999,925.20     | 668,234.19      | 1,032,095.76         | 51.61                          | 967,829.44           | 48.39                          |
| 1                        | 6         | 1     | 099      |              | Otros Impuestos                                                  |                         | 334,465.69       | 0.00      | 334,465.69       | 0.00            | 0.00                 | 0.00                           | 334,465.69           | 100.00                         |
| 1                        | 6         | 2     | 002      |              | Uso de Aparatos Reproductores de Música Diversos                 | 10                      | 64,675.03        | 0.00      | 64,675.03        | 1,569.82        | 2,265.38             | 3.50                           | 62,409.65            | 96.50                          |
| 1                        | 6         | 2     | 005      | 001          | Letrero Ordinario                                                | 10                      | 14,951,662.23    | 0.00      | 14,951,662.23    | 4,714,394.59    | 8,666,810.81         | 57.97                          | 6,284,851.42         | 42.03                          |
| 1                        | 6         | 2     | 005      | 002          | Letreros Luminicos                                               | 10                      | 17,444,009.45    | 0.00      | 17,444,009.45    | 5,874,642.83    | 10,124,885.08        | 58.04                          | 7,319,124.37         | 41.96                          |
| 1                        | 6         | 2     | 005      | 003          | Vallas                                                           | 10                      | 14,719,211.38    | 0.00      | 14,719,211.38    | 4,601,738.35    | 8,734,788.86         | 59.34                          | 5,984,422.52         | 40.66                          |
| 1                        | 6         | 2     | 005      | 004          | Otras Formas de Publicidad                                       | 10                      | 155,751.59       | 0.00      | 155,751.59       | 2,034.78        | 4,153.63             | 2.67                           | 151,597.96           | 97.33                          |
| 1                        | 6         | 2     | 007      | 001          | Acuerdo AAA-ADN                                                  | 10                      | 216,000,000.00   | 0.00      | 216,000,000.00   | 53,315,563.62   | 103,147,061.08       | 47.75                          | 112,852,938.92       | 52.25                          |
| 1                        | 6         | 2     | 007      | 002          | Otros Servicios de Recoleccion                                   | 10                      | 1,045,288.98     | 0.00      | 1,045,288.98     | 408,198.88      | 987,377.08           | 94.46                          | 57,911.90            | 5.54                           |
| 1                        | 6         | 2     | 008      |              | Hoteles, Moteles y Aparta - Hoteles - Establecimientos Similares | 10                      | 3,695,459.86     | 0.00      | 3,695,459.86     | 570,830.15      | 1,352,294.61         | 36.59                          | 2,343,165.25         | 63.41                          |
| 1                        | 6         | 2     | 011      |              | Mercado Movil (chimi, hot dog y otros)                           | 10                      | 0.00             | 0.00      | 0.00             | 2,495.00        | 2,495.00             | 0.00                           | -2,495.00            | 0.00                           |
| 1                        | 6         | 2     | 015      |              | Maquinas de Diversion                                            | 10                      | 0.00             | 0.00      | 0.00             | 2,042.82        | 2,042.82             | 0.00                           | -2,042.82            | 0.00                           |
| 1                        | 6         | 2     | 016      |              | Otros Permisos                                                   | 10                      | 16,935,279.82    | 0.00      | 16,935,279.82    | 4,218,557.97    | 7,555,219.71         | 44.61                          | 9,380,060.11         | 55.39                          |
| 1                        | 6         | 2     | 018      |              | Toldos                                                           | 10                      | 920,380.71       | 0.00      | 920,380.71       | 223,960.28      | 323,113.10           | 35.11                          | 597,267.61           | 64.89                          |
| 3                        | 1         | 3     |          |              | Donaciones del Sector Privado                                    | 10                      | 0.00             | 0.00      | 0.00             | 3,500,000.00    | 3,530,000.00         | 0.00                           | -3,530,000.00        | 0.00                           |
| 3                        | 1         | 4     |          |              | Donaciones de Organismos del Estado                              | 10                      | 0.00             | 0.00      | 0.00             | 8,000,000.00    | 40,000,000.00        | 0.00                           | -40,000,000.00       | 0.00                           |
| 4                        | 1         | 2     | 001      | 01           | Ordianriao Según Ley                                             | 10                      | 1,564,252,968.00 | 0.00      | 1,564,252,968.00 | 182,944,468.97  | 403,995,830.73       | 25.83                          | 1,160,257,137.27     | 74.17                          |
| 4                        | 2         | 2     | 001      | 01           | Ordinaria Según Ley                                              | 10                      | 0.00             | 0.00      | 0.00             | 185,410,469.96  | 332,785,664.48       | 0.00                           | -332,785,664.48      | 0.00                           |
| 5                        | 2         | 4     | 001      | 018          | Tasa Municipal de contruccion                                    | 10                      | 62,743,350.63    | 0.00      | 62,743,350.63    | 8,277,043.31    | 20,395,167.16        | 32.51                          | 42,348,183.47        | 67.49                          |
| 5                        | 2         | 4     | 001      | 02           | Tramitación de Plano y Certificación Cambio Uso de Suelo         | 10                      | 32,334,353.51    | 0.00      | 32,334,353.51    | 24,886,446.38   | 26,846,447.56        | 83.03                          | 5,487,905.95         | 16.97                          |

# AYUNTAMIENTO DEL DISTRITO NACIONAL

## ESTADO DE LA EJECUCIÓN TRIMESTRAL DE INGRESOS

CORRESPONDIENTE AL Segundo TRIMESTRE DEL AÑO 2008

CODIGO INSTITUCION 7001

| Clasificador de Ingresos |           |       |          |              | Denominación                                             | Fuente de Financiamiento | Presupuesto    |           |                | Ingresado       |                      | % Ingresado a la Fecha (12/10) | Balance por Ingresar | % Balance por ingresar (14/10) |
|--------------------------|-----------|-------|----------|--------------|----------------------------------------------------------|--------------------------|----------------|-----------|----------------|-----------------|----------------------|--------------------------------|----------------------|--------------------------------|
| Grupo                    | Sub Grupo | Cuent | Auxiliar | Sub Auxiliar |                                                          |                          | Original       | Variación | Actual         | Total Trimestre | Acumulado a la Fecha |                                |                      |                                |
| 1                        | 2         | 3     | 4        | 5            | 6                                                        | 7                        | 8              | 9         | 10             | 11              | 12                   | 13                             | 14                   | 15                             |
| 5                        | 2         | 4     | 001      | 06           | Supervisión y Fiscalización de Obras                     |                          | 857,672.00     | 0.00      | 857,672.00     | 0.00            | 0.00                 | 0.00                           | 857,672.00           | 100.00                         |
| 5                        | 2         | 4     | 001      | 09           | Inhumación y Exhumación                                  | 10                       | 550,342.20     | 0.00      | 550,342.20     | 193,978.00      | 347,570.00           | 63.16                          | 202,772.20           | 36.84                          |
| 5                        | 2         | 4     | 001      | 10           | Expedición Certificaciones                               | 10                       | 89,279.92      | 0.00      | 89,279.92      | 38,671.00       | 117,342.75           | 131.43                         | -28,062.83           | -31.43                         |
| 5                        | 2         | 4     | 001      | 11           | Estudio para Uso de Suelo                                | 10                       | 979,224.79     | 0.00      | 979,224.79     | 160,500.00      | 320,700.00           | 32.75                          | 658,524.79           | 67.25                          |
| 5                        | 2         | 4     | 001      | 12           | Garajes                                                  | 10                       | 1,476,534.68   | 0.00      | 1,476,534.68   | 322,433.88      | 694,415.15           | 47.03                          | 782,119.53           | 52.97                          |
| 5                        | 2         | 4     | 001      | 15           | Certificaciones Vida y Costumbre                         | 10                       | 54,386.83      | 0.00      | 54,386.83      | 17,632.00       | 40,100.00            | 73.73                          | 14,286.83            | 26.27                          |
| 5                        | 2         | 4     | 001      | 16           | Grúas y Remolques                                        | 10                       | 1,365,192.33   | 0.00      | 1,365,192.33   | 464,100.00      | 748,100.00           | 54.80                          | 617,092.33           | 45.20                          |
| 5                        | 2         | 4     | 002      | 01           | Licencias de Construcción                                | 10                       | 0.00           | 0.00      | 0.00           | 2,625,853.80    | 5,524,919.10         | 0.00                           | -5,524,919.10        | 0.00                           |
| 5                        | 2         | 4     | 002      | 013          | Drenaje Pluvial                                          | 10                       | 391,052.13     | 0.00      | 391,052.13     | 265,430.09      | 646,630.46           | 165.36                         | -255,578.33          | -65.36                         |
| 5                        | 2         | 4     | 002      | 02           | Permiso Construcción Pozos Filtrantes                    | 10                       | 586,024.94     | 0.00      | 586,024.94     | 178,188.00      | 378,391.36           | 64.57                          | 207,633.58           | 35.43                          |
| 5                        | 2         | 4     | 002      | 04           | Instalar Envasadoras de Gas y Estaciones de Combustibles | 10                       | 49,105.66      | 0.00      | 49,105.66      | 0.00            | 7,159.00             | 14.58                          | 41,946.66            | 85.42                          |
| 5                        | 2         | 4     | 002      | 05           | Ocupar Vías Públicas para Comercio Informal              | 10                       | 1,499,570.55   | 0.00      | 1,499,570.55   | 171,427.30      | 339,426.42           | 22.63                          | 1,160,144.13         | 77.37                          |
| 5                        | 2         | 4     | 002      | 08           | Instalación Car Wash                                     |                          | 459.42         | 0.00      | 459.42         | 0.00            | 0.00                 | 0.00                           | 459.42               | 100.00                         |
| 5                        | 2         | 4     | 002      | 12           | Licencia para Instalación Telecomunicaciones             |                          | 399,999,999.96 | 0.00      | 399,999,999.96 | 0.00            | 0.00                 | 0.00                           | 399,999,999.96       | 100.00                         |
| 5                        | 2         | 4     | 003      | 03           | Uso de Rampas                                            | 10                       | 34,191,883.25  | 0.00      | 34,191,883.25  | 12,911,140.93   | 24,807,473.86        | 72.55                          | 9,384,409.39         | 27.45                          |
| 5                        | 2         | 4     | 003      | 05           | Parada de Autobuses y Parqueos                           | 10                       | 0.00           | 0.00      | 0.00           | 2,500.00        | 2,500.00             | 0.00                           | -2,500.00            | 0.00                           |
| 5                        | 2         | 4     | 003      | 07           | Franjas, Rutas y Permisos para Transporte Urbano         |                          | 5,872.34       | 0.00      | 5,872.34       | 0.00            | 0.00                 | 0.00                           | 5,872.34             | 100.00                         |
| 5                        | 3         | 4     | 001      | 04           | Arrendamiento de Locales Comerciales y Casas             |                          | 42,542.00      | 0.00      | 42,542.00      | 0.00            | 0.00                 | 0.00                           | 42,542.00            | 100.00                         |
| 5                        | 3         | 4     | 001      | 99           | Otros Arrendamientos de Bienes Inmuebles                 | 10                       | 835,549.97     | 0.00      | 835,549.97     | 320,380.84      | 649,828.22           | 77.77                          | 185,721.75           | 22.23                          |
| 5                        | 3         | 4     | 002      | 008          | Las Canquiñas                                            |                          | 7,691.91       | 0.00      | 7,691.91       | 0.00            | 0.00                 | 0.00                           | 7,691.91             | 100.00                         |
| 5                        | 3         | 4     | 002      | 02           | Locales y Casetas a Buhoneros                            | 10                       | 0.00           | 0.00      | 0.00           | 1,000.00        | 1,000.00             | 0.00                           | -1,000.00            | 0.00                           |
| 5                        | 3         | 4     | 002      | 03           | Plazas                                                   | 10                       | 42,542.00      | 0.00      | 42,542.00      | 142,145.00      | 222,430.00           | 522.85                         | -179,888.00          | -422.85                        |
| 5                        | 3         | 6     | 002      | 001          | Parqueo Padre Billini                                    | 10                       | 993,624.65     | 0.00      | 993,624.65     | 144,682.00      | 381,248.10           | 38.37                          | 612,376.55           | 61.63                          |
| 5                        | 3         | 6     | 003      | 001          | Mercado Nuevo                                            | 10                       | 12,907,178.36  | 0.00      | 12,907,178.36  | 2,711,101.00    | 5,246,846.00         | 40.65                          | 7,660,332.36         | 59.35                          |
| 5                        | 3         | 6     | 003      | 002          | Mercado Modelo                                           | 10                       | 3,183,203.47   | 0.00      | 3,183,203.47   | 610,643.00      | 1,247,369.00         | 39.19                          | 1,935,834.47         | 60.81                          |
| 5                        | 3         | 6     | 003      | 003          | Mercado Villa Consuelo                                   | 10                       | 863,159.51     | 0.00      | 863,159.51     | 166,210.00      | 374,306.00           | 43.36                          | 488,853.51           | 56.64                          |
| 5                        | 3         | 6     | 003      | 004          | Mercado de Honduras                                      | 10                       | 1,353,342.66   | 0.00      | 1,353,342.66   | 144,099.00      | 303,490.00           | 22.43                          | 1,049,852.66         | 77.57                          |
| 5                        | 3         | 6     | 003      | 005          | Mercado Gualey                                           | 10                       | 1,160,876.41   | 0.00      | 1,160,876.41   | 280,798.00      | 549,678.00           | 47.35                          | 611,198.41           | 52.65                          |
| 5                        | 3         | 6     | 003      | 006          | Mercado de Cristo Rey                                    | 10                       | 1,266,243.71   | 0.00      | 1,266,243.71   | 228,196.00      | 455,051.00           | 35.94                          | 811,192.71           | 64.06                          |
| 5                        | 3         | 6     | 004      | 001          | Cementerio Cristo Redentor                               | 10                       | 25,765,037.76  | 0.00      | 25,765,037.76  | 6,551,525.00    | 13,366,152.47        | 51.88                          | 12,398,885.29        | 48.12                          |
| 5                        | 3         | 6     | 004      | 002          | Cementerio Nacional Maximo Gomez                         | 10                       | 11,216,933.41  | 0.00      | 11,216,933.41  | 3,342,357.00    | 6,748,866.00         | 60.17                          | 4,468,067.41         | 39.83                          |
| 5                        | 3         | 6     | 004      | 003          | Cementerio Cristo Rey                                    | 10                       | 1,399,216.79   | 0.00      | 1,399,216.79   | 326,000.00      | 656,302.00           | 46.90                          | 742,914.79           | 53.10                          |
| 5                        | 9         | 4     | 003      | 002          | Sanciones Personal                                       | 10                       | 0.00           | 0.00      | 0.00           | 0.00            | 25,518.53            | 0.00                           | -25,518.53           | 0.00                           |

## AYUNTAMIENTO DEL DISTRITO NACIONAL

### ESTADO DE LA EJECUCIÓN TRIMESTRAL DE INGRESOS

CORRESPONDIENTE AL Segundo TRIMESTRE DEL AÑO 2008

CODIGO INSTITUCION 7001

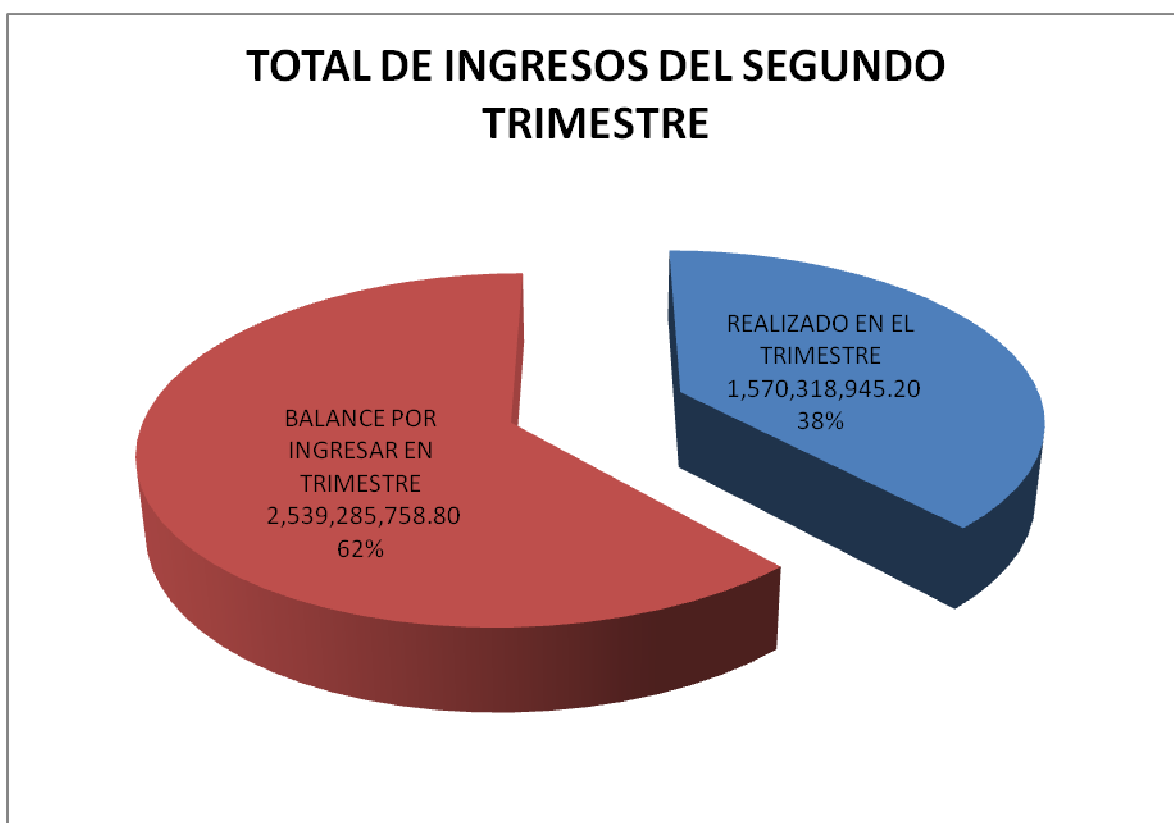
| Clasificador de Ingresos |           |       |          |              | Denominación                                                  | Fuente de Financiamiento | Presupuesto       |                  |                | Ingresado        |                      | % Ingresado a la Fecha (12/10) | Balance por Ingresar | % Balance por ingresar (14/10) |       |
|--------------------------|-----------|-------|----------|--------------|---------------------------------------------------------------|--------------------------|-------------------|------------------|----------------|------------------|----------------------|--------------------------------|----------------------|--------------------------------|-------|
| Grupo                    | Sub Grupo | Cuent | Auxiliar | Sub Auxiliar |                                                               |                          | Original          | Variación        | Actual         | Total Trimestre  | Acumulado a la Fecha |                                |                      |                                |       |
| 1                        | 2         | 3     | 4        | 5            | 6                                                             | 7                        | 8                 | 9                | 10             | 11               | 12                   | 13                             | 14                   | 15                             |       |
| 5                        | 9         | 4     | 003      | 003          | Multas, Penalizaciones y Sanciones por Publicidad             | 10                       | 735,554.27        | 0.00             | 735,554.27     | 416,084.00       | 871,932.63           | 118.54                         | -136,378.36          | -18.54                         |       |
| 5                        | 9         | 4     | 004      |              | Multas por Construcción Ilegal                                | 10                       | 2,741,566.40      | 0.00             | 2,741,566.40   | 8,299,897.90     | 10,230,689.21        | 373.17                         | -7,489,122.81        | -273.17                        |       |
| 5                        | 9         | 4     | 005      |              | Multa por Tirada de Escombros y Desechos en las Vías Públicas | 10                       | 3,955.84          | 0.00             | 3,955.84       | 0.00             | 4,300.00             | 108.70                         | -344.16              | -8.70                          |       |
| 5                        | 9         | 4     | 006      |              | Multas Judiciales                                             | 10                       | 125,535.15        | 0.00             | 125,535.15     | 7,209.00         | 30,558.00            | 24.34                          | 94,977.15            | 75.66                          |       |
| 5                        | 9         | 4     | 007      | 001          | Incautaciones y Remociones                                    | 10                       | 487,687.80        | 0.00             | 487,687.80     | 213,838.00       | 397,590.00           | 81.53                          | 90,097.80            | 18.47                          |       |
| 5                        | 9         | 4     | 008      |              | Sobrantes de Caja                                             | 10                       | 0.00              | 0.00             | 0.00           | 6,942.98         | 17,136.11            | 0.00                           | -17,136.11           | 0.00                           |       |
| 5                        | 9         | 9     |          |              | Otros Ingresos Ordinarios                                     | 10                       | 10,369,224.77     | 0.00             | 10,369,224.77  | 713,966.22       | 955,620.95           | 9.22                           | 9,413,603.82         | 90.78                          |       |
| 6                        | 1         | 1     |          |              | Ventas de Terrenos                                            | 10                       | 0.00              | 0.00             | 0.00           | 0.00             | 10,059,519.00        | 0.00                           | -10,059,519.00       | 0.00                           |       |
| 6                        | 1         | 1     | 001      | 02           | Terrenos Varios                                               | 10                       | 100,000,000.01    | 0.00             | 100,000,000.01 | 1,189,640.50     | 1,265,006.50         | 1.27                           | 98,734,993.51        | 98.73                          |       |
| 6                        | 1         | 3     |          |              | Venta de Maquinaria y Equipo                                  | 10                       | 0.00              | 0.00             | 0.00           | 352,438.00       | 352,438.00           | 0.00                           | -352,438.00          | 0.00                           |       |
| 8                        | 1         | 1     |          |              | Obtencion de Prestamos Corto Plazo Sector Privado             | 10                       | 0.00              | 0.00             | 0.00           | 115,000,000.00   | 185,000,000.00       | 0.00                           | -185,000,000.00      | 0.00                           |       |
| 8                        | 1         | 2     |          |              | Obtencion de Prestamos Corto plazo Sector Publico             | 10                       | 0.00              | 0.00             | 0.00           | 0.00             | 65,000,000.00        | 0.00                           | -65,000,000.00       | 0.00                           |       |
| 8                        | 1         | 2     | 001      | 01           | Obtención de Préstamos de Corto Plazo para Pago de Regalía    |                          | 62,000,000.00     | 0.00             | 62,000,000.00  | 0.00             | 0.00                 | 0.00                           | 62,000,000.00        | 100.00                         |       |
| 8                        | 1         | 2     | 001      | 02           | Obtencion de prestamo Linea de Credito Banreservas            | 10                       | 900,000,000.00    | 0.00             | 900,000,000.00 | 95,000,000.00    | 95,000,000.00        | 10.56                          | 805,000,000.00       | 89.44                          |       |
|                          |           |       |          |              |                                                               |                          | <b>TOTAL RD\$</b> | 4,109,604,704.00 | 0.00           | 4,109,604,704.00 | 830,595,721.93       | 1,570,318,945.20               | 38.21                | 2,539,285,758.80               | 61.79 |
| Fuente de Financiamiento |           | Total |          |              |                                                               |                          |                   |                  |                |                  |                      |                                |                      |                                |       |
|                          |           | 0.00  |          |              |                                                               |                          |                   |                  |                |                  |                      |                                |                      |                                |       |

Preparado Por \_\_\_\_\_

Revisado Por \_\_\_\_\_

Aprobado Por \_\_\_\_\_

**AYUNTAMIENTO DEL DISTRITO NACIONAL  
EJECUCIÓN PRESUPUESTARIA ABRIL-JUNIO 2008**



**Total de Ingresos Presupuestado en el 2008 RD\$4, 109, 604,704.00**

GASTOS

**AYUNTAMIENTO DEL DISTRITO NACIONAL****EJECUCIÓN PRESUPUESTARIA DEL GASTO****CORRESPONDIENTE AL MES DE Abril DEL AÑO 2008****CODIGO INSTITUCION 7001**

| Estructura Programática | Clasificador del Gasto | Denominación                             | Funció | Fuente de Financiamiento | Organismo Financiador | Presupuesto   |               |               | Acumulado Anterior | Ejecución del Gasto |              |              |                              | Balance Disponible (9-14) |
|-------------------------|------------------------|------------------------------------------|--------|--------------------------|-----------------------|---------------|---------------|---------------|--------------------|---------------------|--------------|--------------|------------------------------|---------------------------|
|                         |                        |                                          |        |                          |                       | Original      | Variación     | Actual        |                    | Compromiso          | Devengado    | Pagado       | Devengado a la fecha (10+12) |                           |
| 1                       | 2                      | 3                                        | 4      | 5                        | 6                     | 7             | 8             | 9             | 10                 | 11                  | 12           | 13           | 14                           | 15                        |
| 01000001                | 11                     | Sueldos para Cargos Fijos                |        |                          |                       | 52,165,500.00 | -339,617.00   | 51,825,883.00 | 12,687,358.85      |                     | 4,413,214.86 | 4,413,214.86 | 17,100,573.71                | 34,725,309.29             |
| 01000001                | 16                     | DIETAS Y GASTOS DE REPRESENTACION        |        |                          |                       | 12,725,000.00 | 0.00          | 12,725,000.00 | 2,892,232.85       | 0.00                | 964,000.00   | 964,000.00   | 3,856,232.85                 | 8,868,767.15              |
| 01000001                | 18                     | GRATIFICACIONES Y BONIFICACIONES         |        |                          |                       | 4,347,125.00  | 0.00          | 4,347,125.00  |                    |                     |              |              |                              | 4,347,125.00              |
| 01000001                | 19                     | CONTRIBUCIONES A LA SEGURIDAD SOCIAL     |        |                          |                       | 0.00          | 6,730,332.00  | 6,730,332.00  | 1,758,326.15       |                     | 610,255.60   | 610,255.60   | 2,368,581.75                 | 4,361,750.25              |
| 01000001                | 21                     | SERVICIOS DE COMUNICACIONES              |        |                          |                       | 2,000,000.00  | 350,000.00    | 2,350,000.00  | 163,278.77         | 200,678.74          | 200,678.74   | 200,678.74   | 363,957.51                   | 1,986,042.49              |
| 01000001                | 22                     | SERVICIOS BASICOS                        |        |                          |                       | 75,000.00     | 0.00          | 75,000.00     | 15,000.00          | 0.00                | 0.00         | 0.00         | 15,000.00                    | 60,000.00                 |
| 01000001                | 23                     | PUBLICIDAD, IMPRESION Y ENCUADERNACION   |        |                          |                       | 2,500,000.00  | -100,000.00   | 2,400,000.00  | 0.00               | 0.00                | 0.00         | 0.00         | 0.00                         | 2,400,000.00              |
| 01000001                | 24                     | VIATICOS                                 |        |                          |                       | 21,800,000.00 | -2,200,000.00 | 19,600,000.00 | 4,486,636.00       | 0.00                | 1,485,000.00 | 1,485,000.00 | 5,971,636.00                 | 13,628,364.00             |
| 01000001                | 25                     | TRANSPORTE Y ALMACENAJE                  |        |                          |                       | 1,000,000.00  | 0.00          | 1,000,000.00  | 104,658.00         | 0.00                | 0.00         | 0.00         | 104,658.00                   | 895,342.00                |
| 01000001                | 26                     | ALQUILERES                               |        |                          |                       | 35,000.00     | 0.00          | 35,000.00     |                    |                     |              |              |                              | 35,000.00                 |
| 01000001                | 27                     | SEGUROS                                  |        |                          |                       | 100,000.00    | 0.00          | 100,000.00    |                    |                     |              |              |                              | 100,000.00                |
| 01000001                | 28                     | CONSERVACION,REPARACIONES MENORES Y CC   |        |                          |                       | 150,000.00    | -100,000.00   | 50,000.00     | 6,890.40           |                     | 0.00         |              | 6,890.40                     | 43,109.60                 |
| 01000001                | 29                     | OTROS SERVICIOS NO PERSONALES            |        |                          |                       | 2,500,000.00  | 0.00          | 2,500,000.00  | 69,521.04          | 0.00                | 80,000.00    | 0.00         | 149,521.04                   | 2,350,478.96              |
| 01000001                | 31                     | ALIMENTOS Y PRODUCTOS AGROFORESTALES     |        |                          |                       | 3,250,000.00  | 0.00          | 3,250,000.00  | 441,862.92         | 0.00                | 20,880.00    | 0.00         | 462,742.92                   | 2,787,257.08              |
| 01000001                | 32                     | TEXTILES Y VESTUARIO                     |        |                          |                       | 300,000.00    | 0.00          | 300,000.00    | 218,388.92         | 0.00                | 0.00         | 0.00         | 218,388.92                   | 81,611.08                 |
| 01000001                | 33                     | PRODUCTOS DE PAPEL, CARTON E IMPRESOS    |        |                          |                       | 300,000.00    | 200,000.00    | 500,000.00    | 277,248.00         | 0.00                | 0.00         | 0.00         | 277,248.00                   | 222,752.00                |
| 01000001                | 34                     | COMBUSTIBLE, LUBRICANTES, PRODUCTOS QUIM |        |                          |                       | 2,400,000.00  | 1,800,000.00  | 4,200,000.00  | 576,760.08         | 350,000.00          | 350,000.00   | 350,000.00   | 926,760.08                   | 3,273,239.92              |
| 01000001                | 35                     | PRODUCTOS DE CUERO, CAUCHO Y PLASTICO    |        |                          |                       | 2,000,000.00  | -400,000.00   | 1,600,000.00  | 66,468.00          | 0.00                | 0.00         | 0.00         | 66,468.00                    | 1,533,532.00              |
| 01000001                | 36                     | PRODUCTOS DE MINERALES METALICOS Y NO MI |        |                          |                       | 50,000.00     | 250,000.00    | 300,000.00    | 46,588.49          | 0.00                | 0.00         | 0.00         | 46,588.49                    | 253,411.51                |
| 01000001                | 39                     | PRODUCTOS Y UTILES VARIOS                |        |                          |                       | 250,000.00    | 200,000.00    | 450,000.00    | 166,977.45         | 0.00                | 0.00         | 0.00         | 166,977.45                   | 283,022.55                |
| 01000001                | 42                     | TRANSFERENCIA CORRIENTES AL SECTOR PRIV. |        |                          |                       | 1,700,000.00  | 339,617.00    | 2,039,617.00  | 151,351.92         | 0.00                | 39,000.52    | 39,000.52    | 190,352.44                   | 1,849,264.56              |
| 01000001                | 61                     | MAQUINARIA Y EQUIPO                      |        |                          |                       | 7,300,000.00  | 0.00          | 7,300,000.00  | 1,790,146.80       | 0.00                | 0.00         | 0.00         | 1,790,146.80                 | 5,509,853.20              |
| 01000001                | 63                     | CONSTRUCCIONES Y MEJORAS                 |        |                          |                       | 7,000,000.00  | 0.00          | 7,000,000.00  |                    |                     |              |              |                              | 7,000,000.00              |
| 01000001                | 87                     | DISMINUCION DE PASIVO CON PROVEEDORES    |        |                          |                       | 4,000,000.00  | 0.00          | 4,000,000.00  | 73,119.00          | 0.00                | 0.00         | 0.00         | 73,119.00                    | 3,926,881.00              |
| 02000001                | 11                     | Sueldos para Cargos Fijos                |        |                          |                       | 28,969,300.00 | -1,466,700.00 | 27,502,600.00 | 6,076,023.89       |                     | 1,954,599.20 | 1,954,599.20 | 8,030,623.09                 | 19,471,976.91             |
| 02000001                | 15                     | HONORARIOS                               |        |                          |                       | 45,000.00     | 100,000.00    | 145,000.00    | 0.00               | 0.00                | 0.00         | 0.00         | 0.00                         | 145,000.00                |
| 02000001                | 18                     | GRATIFICACIONES Y BONIFICACIONES         |        |                          |                       | 2,739,117.00  | 0.00          | 2,739,117.00  |                    |                     |              |              |                              | 2,739,117.00              |
| 02000001                | 19                     | CONTRIBUCIONES A LA SEGURIDAD SOCIAL     |        |                          |                       | 0.00          | 3,776,293.00  | 3,776,293.00  | 703,202.46         |                     | 228,576.69   | 228,576.69   | 931,779.15                   | 2,844,513.85              |
| 02000001                | 21                     | SERVICIOS DE COMUNICACIONES              |        |                          |                       | 100,000.00    | 0.00          | 100,000.00    |                    |                     |              |              |                              | 100,000.00                |
| 02000001                | 23                     | PUBLICIDAD, IMPRESION Y ENCUADERNACION   |        |                          |                       | 275,000.00    | 900,000.00    | 1,175,000.00  | 0.00               | 0.00                | 0.00         | 0.00         | 0.00                         | 1,175,000.00              |
| 02000001                | 24                     | VIATICOS                                 |        |                          |                       | 2,760,000.00  | 0.00          | 2,760,000.00  | 198,118.00         | 0.00                | 0.00         | 4,800.00     | 198,118.00                   | 2,561,882.00              |
| 02000001                | 25                     | TRANSPORTE Y ALMACENAJE                  |        |                          |                       | 2,535,000.00  | 0.00          | 2,535,000.00  | 235,983.00         | 51,841.00           | 271,388.00   | 51,841.00    | 507,371.00                   | 2,027,629.00              |
| 02000001                | 26                     | ALQUILERES                               |        |                          |                       | 1,030,000.00  | 145,000.00    | 1,175,000.00  | 491,421.90         | 410,000.00          | 0.00         | 410,000.00   | 491,421.90                   | 683,578.10                |



**AYUNTAMIENTO DEL DISTRITO NACIONAL****EJECUCIÓN PRESUPUESTARIA DEL GASTO****CORRESPONDIENTE AL MES DE Abril DEL AÑO 2008****CODIGO INSTITUCION 7001**

| Estructura Programática | Clasificador del Gasto | Denominación                             | Funció | Fuente de Financiamiento | Organismo Financiador | Presupuesto   |               |               | Acumulado Anterior | Ejecución del Gasto |              |              |                              | Balance Disponible (9-14) |
|-------------------------|------------------------|------------------------------------------|--------|--------------------------|-----------------------|---------------|---------------|---------------|--------------------|---------------------|--------------|--------------|------------------------------|---------------------------|
|                         |                        |                                          |        |                          |                       | Original      | Variación     | Actual        |                    | Compromiso          | Devengado    | Pagado       | Devengado a la fecha (10+12) |                           |
| 1                       | 2                      | 3                                        | 4      | 5                        | 6                     | 7             | 8             | 9             | 10                 | 11                  | 12           | 13           | 14                           | 15                        |
| 02000001                | 27                     | SEGUROS                                  |        |                          |                       | 23,670.00     | 0.00          | 23,670.00     | 23,670.00          | 0.00                | 0.00         | 0.00         | 23,670.00                    | 0.00                      |
| 02000001                | 28                     | CONSERVACION,REPARACIONES MENORES Y CC   |        |                          |                       | 250,000.00    | -200,000.00   | 50,000.00     | 14,578.13          | 0.00                | 0.00         | 0.00         | 14,578.13                    | 35,421.87                 |
| 02000001                | 29                     | OTROS SERVICIOS NO PERSONALES            |        |                          |                       | 3,120,000.00  | 300,000.00    | 3,420,000.00  | 1,329,927.84       | 331,315.18          | 211,105.75   | 331,315.18   | 1,541,033.59                 | 1,878,966.41              |
| 02000001                | 31                     | ALIMENTOS Y PRODUCTOS AGROFORESTALES     |        |                          |                       | 2,675,000.00  | -105,000.00   | 2,570,000.00  | 319,536.88         | 262,667.88          | 0.00         | 262,667.88   | 319,536.88                   | 2,250,463.12              |
| 02000001                | 32                     | TEXTILES Y VESTUARIO                     |        |                          |                       | 615,000.00    | 10,000.00     | 625,000.00    | 12,116.62          | 24,940.00           | 29,569.56    | 24,940.00    | 41,686.18                    | 583,313.82                |
| 02000001                | 33                     | PRODUCTOS DE PAPEL, CARTON E IMPRESOS    |        |                          |                       | 480,000.00    | 50,000.00     | 530,000.00    | 113,430.60         | 0.00                | 29,286.00    | 0.00         | 142,716.60                   | 387,283.40                |
| 02000001                | 34                     | COMBUSTIBLE, LUBRICANTES, PRODUCTOS QUIM |        |                          |                       | 2,929,824.00  | -1,862,885.68 | 1,066,938.32  | 100,000.00         | 0.00                | 0.00         | 0.00         | 100,000.00                   | 966,938.32                |
| 02000001                | 35                     | PRODUCTOS DE CUERO, CAUCHO Y PLASTICO    |        |                          |                       | 45,000.00     | 100,000.00    | 145,000.00    | 0.00               | 0.00                | 0.00         | 0.00         | 0.00                         | 145,000.00                |
| 02000001                | 36                     | PRODUCTOS DE MINERALES METALICOS Y NO MI |        |                          |                       | 905,000.00    | 0.00          | 905,000.00    | 273,157.75         | 208,104.00          | 0.00         | 208,104.00   | 273,157.75                   | 631,842.25                |
| 02000001                | 39                     | PRODUCTOS Y UTILES VARIOS                |        |                          |                       | 2,790,000.00  | -1,400,000.00 | 1,390,000.00  | 76,341.40          | 8,249.60            | 35,220.40    | 8,249.60     | 111,561.80                   | 1,278,438.20              |
| 02000001                | 42                     | TRANSFERENCIA CORRIENTES AL SECTOR PRIV. |        |                          |                       | 1,500,000.00  | 50,000.00     | 1,550,000.00  | 240,000.00         | 0.00                | 5,000.00     | 5,000.00     | 245,000.00                   | 1,305,000.00              |
| 02000001                | 61                     | MAQUINARIA Y EQUIPO                      |        |                          |                       | 2,505,000.00  | 1,960,000.00  | 4,465,000.00  | 314,717.21         | 165,840.00          | 273,749.00   | 165,840.00   | 588,466.21                   | 3,876,533.79              |
| 02000001                | 63                     | CONSTRUCCIONES Y MEJORAS                 |        |                          |                       | 0.00          | 416,700.00    | 416,700.00    |                    |                     |              |              |                              | 416,700.00                |
| 0200000101              | 11                     | Sueldos para Cargos Fijos                |        |                          |                       | 30,122,205.66 | 0.00          | 30,122,205.66 | 5,289,427.43       |                     | 1,773,893.50 | 1,764,544.38 | 7,063,320.93                 | 23,058,884.73             |
| 0200000101              | 12                     | SUELDOS PERSONAL TEMPORERO               |        |                          |                       | 1,686,432.47  | 0.00          | 1,686,432.47  |                    |                     |              |              |                              | 1,686,432.47              |
| 0200000101              | 15                     | HONORARIOS                               |        |                          |                       | 715,000.00    | 0.00          | 715,000.00    |                    |                     |              |              |                              | 715,000.00                |
| 0200000101              | 18                     | GRATIFICACIONES Y BONIFICACIONES         |        |                          |                       | 609,168.00    | 0.00          | 609,168.00    |                    |                     |              |              |                              | 609,168.00                |
| 0200000101              | 19                     | CONTRIBUCIONES A LA SEGURIDAD SOCIAL     |        |                          |                       | 0.00          | 3,891,213.00  | 3,891,213.00  | 644,910.59         |                     | 218,718.64   | 218,718.64   | 863,629.23                   | 3,027,583.77              |
| 0200000101              | 23                     | PUBLICIDAD, IMPRESION Y ENCUADERNACION   |        |                          |                       | 1,898,227.99  | 0.00          | 1,898,227.99  | 80,551.00          | 0.00                | 0.00         | 0.00         | 80,551.00                    | 1,817,676.99              |
| 0200000101              | 24                     | VIATICOS                                 |        |                          |                       | 1,712,208.10  | 0.00          | 1,712,208.10  | 92,005.47          | 27,000.00           | 0.00         | 27,000.00    | 92,005.47                    | 1,620,202.63              |
| 0200000101              | 25                     | TRANSPORTE Y ALMACENAJE                  |        |                          |                       | 859,188.61    | 0.00          | 859,188.61    | 0.00               | 0.00                | 0.00         | 0.00         | 0.00                         | 859,188.61                |
| 0200000101              | 26                     | ALQUILERES                               |        |                          |                       | 1,443,274.63  | 0.00          | 1,443,274.63  | 108,064.00         | 0.00                | 21,928.00    | 0.00         | 129,992.00                   | 1,313,282.63              |
| 0200000101              | 28                     | CONSERVACION,REPARACIONES MENORES Y CC   |        |                          |                       | 199,626.95    | 0.00          | 199,626.95    |                    |                     |              |              |                              | 199,626.95                |
| 0200000101              | 29                     | OTROS SERVICIOS NO PERSONALES            |        |                          |                       | 4,097,726.73  | -600,000.00   | 3,497,726.73  | 648,780.78         | 19,681.08           | 21,421.08    | 19,681.08    | 670,201.86                   | 2,827,524.87              |
| 0200000101              | 31                     | ALIMENTOS Y PRODUCTOS AGROFORESTALES     |        |                          |                       | 1,732,528.52  | -100,000.00   | 1,632,528.52  | 91,813.28          | 25,017.30           | 24,059.19    | 25,017.30    | 115,872.47                   | 1,516,656.05              |
| 0200000101              | 32                     | TEXTILES Y VESTUARIO                     |        |                          |                       | 539,076.69    | 0.00          | 539,076.69    | 82,060.00          | 0.00                | 36,540.00    | 0.00         | 118,600.00                   | 420,476.69                |
| 0200000101              | 33                     | PRODUCTOS DE PAPEL, CARTON E IMPRESOS    |        |                          |                       | 1,248,134.73  | 0.00          | 1,248,134.73  | 134,283.42         | 46,400.00           | 4,129.60     | 46,400.00    | 138,413.02                   | 1,109,721.71              |
| 0200000101              | 34                     | COMBUSTIBLE, LUBRICANTES, PRODUCTOS QUIM |        |                          |                       | 904,834.84    | -293,400.10   | 611,434.74    | 0.00               | 0.00                | 10,904.00    | 0.00         | 10,904.00                    | 600,530.74                |
| 0200000101              | 36                     | PRODUCTOS DE MINERALES METALICOS Y NO MI |        |                          |                       | 429,347.16    | 0.00          | 429,347.16    | 13,387.31          | 0.00                | 0.00         | 0.00         | 13,387.31                    | 415,959.85                |
| 0200000101              | 39                     | PRODUCTOS Y UTILES VARIOS                |        |                          |                       | 1,148,134.73  | -150,000.00   | 998,134.73    | 100,021.02         | 0.00                | 76,453.16    | 0.00         | 176,474.18                   | 821,660.55                |
| 0200000101              | 42                     | TRANSFERENCIA CORRIENTES AL SECTOR PRIV. |        |                          |                       | 0.00          | 400,000.00    | 400,000.00    | 0.00               | 0.00                | 0.00         | 0.00         | 0.00                         | 400,000.00                |
| 0200000101              | 61                     | MAQUINARIA Y EQUIPO                      |        |                          |                       | 2,271,829.04  | 500,000.00    | 2,771,829.04  | 294,317.40         | 169,107.00          | 111,615.00   | 169,107.00   | 405,932.40                   | 2,365,896.64              |
| 0200000101              | 63                     | CONSTRUCCIONES Y MEJORAS                 |        |                          |                       | 8,797,575.15  | -500,000.00   | 8,297,575.15  | 123,455.90         |                     | 0.00         |              | 123,455.90                   | 8,174,119.25              |

# AYUNTAMIENTO DEL DISTRITO NACIONAL

## EJECUCIÓN PRESUPUESTARIA DEL GASTO

CORRESPONDIENTE AL MES DE Abril DEL AÑO 2008

CODIGO INSTITUCION 7001

| Estructura Programática | Clasificador del Gasto | Denominación                             | Funció | Fuente de Financiamiento | Organismo Financiador | Presupuesto   |               |               | Acumulado Anterior | Ejecución del Gasto |              |            |                              | Balance Disponible (9-14) |
|-------------------------|------------------------|------------------------------------------|--------|--------------------------|-----------------------|---------------|---------------|---------------|--------------------|---------------------|--------------|------------|------------------------------|---------------------------|
|                         |                        |                                          |        |                          |                       | Original      | Variación     | Actual        |                    | Compromiso          | Devengado    | Pagado     | Devengado a la fecha (10+12) |                           |
| 1                       | 2                      | 3                                        | 4      | 5                        | 6                     | 7             | 8             | 9             | 10                 | 11                  | 12           | 13         | 14                           | 15                        |
| 0200000102              | 11                     | Sueldos para Cargos Fijos                |        |                          |                       | 15,500,028.00 | -2,280,257.00 | 13,219,771.00 | 2,067,077.15       |                     | 659,199.66   | 659,199.66 | 2,726,276.81                 | 10,493,494.19             |
| 0200000102              | 13                     | SOBRESUELDOS                             |        |                          |                       | 5,500,000.00  | -1,500,000.00 | 4,000,000.00  | 157,123.53         | 0.00                | 0.00         | 0.00       | 157,123.53                   | 3,842,876.47              |
| 0200000102              | 15                     | HONORARIOS                               |        |                          |                       | 2,000,000.00  | -1,000,000.00 | 1,000,000.00  |                    |                     |              |            |                              | 1,000,000.00              |
| 0200000102              | 18                     | GRATIFICACIONES Y BONIFICACIONES         |        |                          |                       | 1,291,669.00  | 0.00          | 1,291,669.00  |                    |                     |              |            |                              | 1,291,669.00              |
| 0200000102              | 19                     | CONTRIBUCIONES A LA SEGURIDAD SOCIAL     |        |                          |                       | 0.00          | 1,999,795.00  | 1,999,795.00  | 271,122.32         |                     | 87,360.77    | 87,360.77  | 358,483.09                   | 1,641,311.91              |
| 0200000102              | 21                     | SERVICIOS DE COMUNICACIONES              |        |                          |                       | 100,000.00    | 0.00          | 100,000.00    |                    |                     |              |            |                              | 100,000.00                |
| 0200000102              | 23                     | PUBLICIDAD, IMPRESION Y ENCUADERNACION   |        |                          |                       | 40,000.00     | -15,000.00    | 25,000.00     |                    |                     |              |            |                              | 25,000.00                 |
| 0200000102              | 24                     | VIATICOS                                 |        |                          |                       | 350,000.00    | 100,000.00    | 450,000.00    | 77,113.80          | 0.00                | 0.00         | 0.00       | 77,113.80                    | 372,886.20                |
| 0200000102              | 25                     | TRANSPORTE Y ALMACENAJE                  |        |                          |                       | 250,000.00    | -150,000.00   | 100,000.00    |                    |                     |              |            |                              | 100,000.00                |
| 0200000102              | 26                     | ALQUILERES                               |        |                          |                       | 50,000.00     | -40,000.00    | 10,000.00     |                    |                     |              |            |                              | 10,000.00                 |
| 0200000102              | 29                     | OTROS SERVICIOS NO PERSONALES            |        |                          |                       | 1,900,000.00  | 10,680,257.00 | 12,580,257.00 | 1,716,900.00       | 0.00                | 27,163.00    | 0.00       | 1,744,063.00                 | 10,836,194.00             |
| 0200000102              | 31                     | ALIMENTOS Y PRODUCTOS AGROFORESTALES     |        |                          |                       | 75,000.00     | -25,000.00    | 50,000.00     |                    |                     |              |            |                              | 50,000.00                 |
| 0200000102              | 32                     | TEXTILES Y VESTUARIO                     |        |                          |                       | 15,000.00     | 0.00          | 15,000.00     |                    |                     |              |            |                              | 15,000.00                 |
| 0200000102              | 33                     | PRODUCTOS DE PAPEL, CARTON E IMPRESOS    |        |                          |                       | 325,000.00    | 0.00          | 325,000.00    | 6,090.00           | 0.00                | 0.00         | 0.00       | 6,090.00                     | 318,910.00                |
| 0200000102              | 34                     | COMBUSTIBLE, LUBRICANTES, PRODUCTOS QUIM |        |                          |                       | 260,000.00    | -40,000.00    | 220,000.00    | 0.00               |                     | 0.00         | 0.00       | 0.00                         | 220,000.00                |
| 0200000102              | 36                     | PRODUCTOS DE MINERALES METALICOS Y NO MI |        |                          |                       | 60,000.00     | -30,000.00    | 30,000.00     |                    |                     |              |            |                              | 30,000.00                 |
| 0200000102              | 39                     | PRODUCTOS Y UTILES VARIOS                |        |                          |                       | 120,000.00    | 40,000.00     | 160,000.00    | 16,493.46          | 0.00                | 72,816.09    | 0.00       | 89,309.55                    | 70,690.45                 |
| 0200000102              | 42                     | TRANSFERENCIA CORRIENTES AL SECTOR PRIV. |        |                          |                       | 0.00          | 280,000.00    | 280,000.00    | 0.00               | 0.00                | 0.00         | 0.00       | 0.00                         | 280,000.00                |
| 0200000102              | 61                     | MAQUINARIA Y EQUIPO                      |        |                          |                       | 3,000,000.00  | 0.00          | 3,000,000.00  | 15,358.40          | 0.00                | 0.00         | 0.00       | 15,358.40                    | 2,984,641.60              |
| 0200000102              | 63                     | CONSTRUCCIONES Y MEJORAS                 |        |                          |                       | 500,000.00    | 0.00          | 500,000.00    |                    |                     |              |            |                              | 500,000.00                |
| 0200000102              | 87                     | DISMINUCION DE PASIVO CON PROVEEDORES    |        |                          |                       | 1,700,000.00  | -1,060,000.00 | 640,000.00    | 237,123.58         | 347,483.80          | 447,709.15   | 347,483.80 | 684,832.73                   | -44,832.73                |
| 0200000103              | 11                     | Sueldos para Cargos Fijos                |        |                          |                       | 3,562,800.00  | 0.00          | 3,562,800.00  | 720,327.33         |                     | 258,298.75   | 258,298.75 | 978,626.08                   | 2,584,173.92              |
| 0200000103              | 18                     | GRATIFICACIONES Y BONIFICACIONES         |        |                          |                       | 296,900.00    | 0.00          | 296,900.00    |                    |                     |              |            |                              | 296,900.00                |
| 0200000103              | 19                     | CONTRIBUCIONES A LA SEGURIDAD SOCIAL     |        |                          |                       | 0.00          | 459,668.00    | 459,668.00    | 92,872.17          |                     | 30,957.39    | 30,957.39  | 123,829.56                   | 335,838.44                |
| 0200000103              | 23                     | PUBLICIDAD, IMPRESION Y ENCUADERNACION   |        |                          |                       | 15,000,000.00 | -20,000.00    | 14,980,000.00 | 972,120.00         | 100,000.00          | 1,019,964.40 | 367,000.00 | 1,992,084.40                 | 12,987,915.60             |
| 0200000103              | 24                     | VIATICOS                                 |        |                          |                       | 35,000.00     | 0.00          | 35,000.00     |                    |                     |              |            |                              | 35,000.00                 |
| 0200000103              | 25                     | TRANSPORTE Y ALMACENAJE                  |        |                          |                       | 15,000.00     | 0.00          | 15,000.00     |                    |                     |              |            |                              | 15,000.00                 |
| 0200000103              | 26                     | ALQUILERES                               |        |                          |                       | 30,000.00     | -20,000.00    | 10,000.00     |                    |                     |              |            |                              | 10,000.00                 |
| 0200000103              | 29                     | OTROS SERVICIOS NO PERSONALES            |        |                          |                       | 450,000.00    | 0.00          | 450,000.00    | 74,069.06          | 0.00                | 0.00         | 0.00       | 74,069.06                    | 375,930.94                |
| 0200000103              | 31                     | ALIMENTOS Y PRODUCTOS AGROFORESTALES     |        |                          |                       | 75,000.00     | -50,000.00    | 25,000.00     |                    |                     |              |            |                              | 25,000.00                 |
| 0200000103              | 33                     | PRODUCTOS DE PAPEL, CARTON E IMPRESOS    |        |                          |                       | 80,000.00     | 40,000.00     | 120,000.00    | 44,741.88          | 44,741.88           | 26,455.00    | 44,741.88  | 71,196.88                    | 48,803.12                 |
| 0200000103              | 34                     | COMBUSTIBLE, LUBRICANTES, PRODUCTOS QUIM |        |                          |                       | 246,040.00    | -144,885.40   | 101,154.60    | 0.00               |                     | 0.00         | 0.00       | 0.00                         | 101,154.60                |
| 0200000103              | 35                     | PRODUCTOS DE CUERO, CAUCHO Y PLASTICO    |        |                          |                       | 40,000.00     | -20,000.00    | 20,000.00     |                    |                     |              |            |                              | 20,000.00                 |

# AYUNTAMIENTO DEL DISTRITO NACIONAL

## EJECUCIÓN PRESUPUESTARIA DEL GASTO

CORRESPONDIENTE AL MES DE Abril DEL AÑO 2008

CODIGO INSTITUCION 7001

| Estructura Programática | Clasificador del Gasto | Denominación                             | Funció | Fuente de Financiamiento | Organismo Financiador | Presupuesto   |                |               | Acumulado Anterior | Ejecución del Gasto |              |              |                              | Balance Disponible (9-14) |
|-------------------------|------------------------|------------------------------------------|--------|--------------------------|-----------------------|---------------|----------------|---------------|--------------------|---------------------|--------------|--------------|------------------------------|---------------------------|
|                         |                        |                                          |        |                          |                       | Original      | Variación      | Actual        |                    | Compromiso          | Devengado    | Pagado       | Devengado a la fecha (10+12) |                           |
| 1                       | 2                      | 3                                        | 4      | 5                        | 6                     | 7             | 8              | 9             | 10                 | 11                  | 12           | 13           | 14                           | 15                        |
| 0200000103              | 36                     | PRODUCTOS DE MINERALES METALICOS Y NO MI |        |                          |                       | 25,000.00     | 0.00           | 25,000.00     | 0.00               |                     | 0.00         |              | 0.00                         | 25,000.00                 |
| 0200000103              | 39                     | PRODUCTOS Y UTILES VARIOS                |        |                          |                       | 50,000.00     | 20,000.00      | 70,000.00     | 0.00               | 0.00                | 48,093.60    | 0.00         | 48,093.60                    | 21,906.40                 |
| 0200000103              | 42                     | TRANSFERENCIA CORRIENTES AL SECTOR PRIV. |        |                          |                       | 60,000.00     | 0.00           | 60,000.00     | 10,000.00          | 0.00                | 5,000.00     | 5,000.00     | 15,000.00                    | 45,000.00                 |
| 0200000103              | 61                     | MAQUINARIA Y EQUIPO                      |        |                          |                       | 500,000.00    | 150,000.00     | 650,000.00    | 0.00               |                     | 0.00         |              | 0.00                         | 650,000.00                |
| 02000002                | 11                     | Sueldos para Cargos Fijos                |        |                          |                       | 26,154,163.11 | 8,500,000.00   | 34,654,163.11 | 8,713,928.88       |                     | 2,980,791.42 | 2,980,791.42 | 11,694,720.30                | 22,959,442.81             |
| 02000002                | 12                     | SUELDOS PERSONAL TEMPORERO               |        |                          |                       | 334,541.49    | 0.00           | 334,541.49    |                    |                     |              |              |                              | 334,541.49                |
| 02000002                | 18                     | GRATIFICACIONES Y BONIFICACIONES         |        |                          |                       | 2,207,391.72  | 590,000.00     | 2,797,391.72  |                    |                     |              |              |                              | 2,797,391.72              |
| 02000002                | 19                     | CONTRIBUCIONES A LA SEGURIDAD SOCIAL     |        |                          |                       | 0.00          | 4,528,944.00   | 4,528,944.00  | 1,144,653.68       |                     | 390,316.27   | 390,316.27   | 1,534,969.95                 | 2,993,974.05              |
| 02000002                | 21                     | SERVICIOS DE COMUNICACIONES              |        |                          |                       | 66,907.76     | 0.00           | 66,907.76     |                    |                     |              |              |                              | 66,907.76                 |
| 02000002                | 22                     | SERVICIOS BASICOS                        |        |                          |                       | 1,000,000.00  | -550,000.00    | 450,000.00    | 0.00               | 0.00                | 34,800.00    | 0.00         | 34,800.00                    | 415,200.00                |
| 02000002                | 23                     | PUBLICIDAD, IMPRESION Y ENCUADERNACION   |        |                          |                       | 652,169.86    | 70,000.00      | 722,169.86    | 0.00               |                     | 0.00         |              | 0.00                         | 722,169.86                |
| 02000002                | 24                     | VIATICOS                                 |        |                          |                       | 150,361.64    | 0.00           | 150,361.64    | 0.00               | 0.00                | 0.00         | 0.00         | 0.00                         | 150,361.64                |
| 02000002                | 25                     | TRANSPORTE Y ALMACENAJE                  |        |                          |                       | 63,381.55     | 0.00           | 63,381.55     |                    |                     |              |              |                              | 63,381.55                 |
| 02000002                | 26                     | ALQUILERES                               |        |                          |                       | 1,034,538.81  | -350,000.00    | 684,538.81    | 41,250.60          | 9,280.00            | 3,000.00     | 12,280.00    | 44,250.60                    | 640,288.21                |
| 02000002                | 27                     | SEGUROS                                  |        |                          |                       | 2,500,000.00  | 0.00           | 2,500,000.00  | 0.00               | 8,777.33            | 8,777.33     | 8,777.33     | 8,777.33                     | 2,491,222.67              |
| 02000002                | 28                     | CONSERVACION,REPARACIONES MENORES Y CC   |        |                          |                       | 1,513,381.55  | -725,000.00    | 788,381.55    | 60,485.88          | 0.00                | 0.00         | 0.00         | 60,485.88                    | 727,895.67                |
| 02000002                | 29                     | OTROS SERVICIOS NO PERSONALES            |        |                          |                       | 3,998,777.71  | 5,862,000.00   | 9,860,777.71  | 1,622,129.99       | 248,863.73          | 713,919.00   | 424,944.07   | 2,336,048.99                 | 7,524,728.72              |
| 02000002                | 31                     | ALIMENTOS Y PRODUCTOS AGROFORESTALES     |        |                          |                       | 110,036.16    | -25,000.00     | 85,036.16     | 10,904.00          | 0.00                | 0.00         | 0.00         | 10,904.00                    | 74,132.16                 |
| 02000002                | 32                     | TEXTILES Y VESTUARIO                     |        |                          |                       | 566,907.76    | -295,000.00    | 271,907.76    | 134,618.00         |                     | 0.00         |              | 134,618.00                   | 137,289.76                |
| 02000002                | 33                     | PRODUCTOS DE PAPEL, CARTON E IMPRESOS    |        |                          |                       | 1,634,538.81  | -267,000.00    | 1,367,538.81  | 455,199.31         | 0.00                | 36,479.68    | 0.00         | 491,678.99                   | 875,859.82                |
| 02000002                | 34                     | COMBUSTIBLE, LUBRICANTES, PRODUCTOS QUIM |        |                          |                       | 2,036,098.81  | 10,092,564.00  | 12,128,662.81 | 3,103,155.98       | 594,300.00          | 371,000.00   | 594,300.00   | 3,474,155.98                 | 8,654,506.83              |
| 02000002                | 35                     | PRODUCTOS DE CUERO, CAUCHO Y PLASTICO    |        |                          |                       | 966,907.76    | -525,000.00    | 441,907.76    | 21,193.20          | 0.00                | 32,364.00    | 0.00         | 53,557.20                    | 388,350.56                |
| 02000002                | 36                     | PRODUCTOS DE MINERALES METALICOS Y NO MI |        |                          |                       | 483,453.88    | 380,000.00     | 863,453.88    | 117,967.36         | 0.00                | 36,023.80    | 0.00         | 153,991.16                   | 709,462.72                |
| 02000002                | 39                     | PRODUCTOS Y UTILES VARIOS                |        |                          |                       | 1,302,169.86  | 0.00           | 1,302,169.86  | 296,834.92         | 7,487.80            | 149,391.82   | 2,151.80     | 446,226.74                   | 855,943.12                |
| 02000002                | 42                     | TRANSFERENCIA CORRIENTES AL SECTOR PRIV. |        |                          |                       | 0.00          | 100,000.00     | 100,000.00    | 0.00               | 0.00                | 0.00         | 0.00         | 0.00                         | 100,000.00                |
| 02000002                | 61                     | MAQUINARIA Y EQUIPO                      |        |                          |                       | 4,302,893.14  | 3,496,168.00   | 7,799,061.14  | 2,083,956.24       | 0.00                | 71,224.00    | 0.00         | 2,155,180.24                 | 5,643,880.90              |
| 02000002                | 63                     | CONSTRUCCIONES Y MEJORAS                 |        |                          |                       | 3,499,523.62  | 0.00           | 3,499,523.62  | 0.00               | 0.00                | 0.00         | 0.00         | 0.00                         | 3,499,523.62              |
| 02000002                | 87                     | DISMINUCION DE PASIVO CON PROVEEDORES    |        |                          |                       | 0.00          | 10,000,000.00  | 10,000,000.00 | 0.00               | 0.00                | 0.00         | 0.00         | 0.00                         | 10,000,000.00             |
| 0200000201              | 21                     | SERVICIOS DE COMUNICACIONES              |        |                          |                       | 13,500,000.00 | 500,000.00     | 14,000,000.00 | 2,170,207.73       | 854,594.94          | 854,594.94   | 835,895.41   | 3,024,802.67                 | 10,975,197.33             |
| 0200000203              | 11                     | Sueldos para Cargos Fijos                |        |                          |                       | 7,000,008.00  | 436,000.00     | 7,436,008.00  | 1,627,298.52       |                     | 542,461.89   | 542,461.89   | 2,169,760.41                 | 5,266,247.59              |
| 0200000203              | 18                     | GRATIFICACIONES Y BONIFICACIONES         |        |                          |                       | 583,334.00    | 5,000,000.00   | 5,583,334.00  |                    |                     |              |              |                              | 5,583,334.00              |
| 0200000203              | 19                     | CONTRIBUCIONES A LA SEGURIDAD SOCIAL     |        |                          |                       | 82,175,297.00 | -72,741,126.00 | 9,434,171.00  | 6,741,090.49       | 0.00                | 72,057.58    | 72,057.58    | 6,813,148.07                 | 2,621,022.93              |
| 0200000203              | 24                     | VIATICOS                                 |        |                          |                       | 75,000.00     | -40,000.00     | 35,000.00     |                    |                     |              |              |                              | 35,000.00                 |

# AYUNTAMIENTO DEL DISTRITO NACIONAL

## EJECUCIÓN PRESUPUESTARIA DEL GASTO

CORRESPONDIENTE AL MES DE Abril DEL AÑO 2008

CODIGO INSTITUCION **7001**

| Estructura Programática | Clasificador del Gasto | Denominación                             | Funció | Fuente de Financiamiento | Organismo Financiador | Presupuesto    |                |                | Acumulado Anterior | Ejecución del Gasto |               |               |                              | Balance Disponible (9-14) |
|-------------------------|------------------------|------------------------------------------|--------|--------------------------|-----------------------|----------------|----------------|----------------|--------------------|---------------------|---------------|---------------|------------------------------|---------------------------|
|                         |                        |                                          |        |                          |                       | Original       | Variación      | Actual         |                    | Compromiso          | Devengado     | Pagado        | Devengado a la fecha (10+12) |                           |
| 1                       | 2                      | 3                                        | 4      | 5                        | 6                     | 7              | 8              | 9              | 10                 | 11                  | 12            | 13            | 14                           | 15                        |
| 020000203               | 25                     | TRANSPORTE Y ALMACENAJE                  |        |                          |                       | 50,000.00      | 0.00           | 50,000.00      |                    |                     |               |               |                              | 50,000.00                 |
| 020000203               | 26                     | ALQUILERES                               |        |                          |                       | 0.00           | 105,300.00     | 105,300.00     | 0.00               | 0.00                | 0.00          | 0.00          | 0.00                         | 105,300.00                |
| 020000203               | 27                     | SEGUROS                                  |        |                          |                       | 36,000,000.00  | 0.00           | 36,000,000.00  | 5,712,115.00       | 5,714,580.00        | 6,098,607.25  | 8,584,445.00  | 11,810,722.25                | 24,189,277.75             |
| 020000203               | 28                     | CONSERVACION,REPARACIONES MENORES Y CC   |        |                          |                       | 45,000.00      | 0.00           | 45,000.00      | 12,035.00          | 0.00                | 0.00          | 0.00          | 12,035.00                    | 32,965.00                 |
| 020000203               | 29                     | OTROS SERVICIOS NO PERSONALES            |        |                          |                       | 400,000.00     | 0.00           | 400,000.00     | 89,934.80          | 0.00                | 24,940.00     | 0.00          | 114,874.80                   | 285,125.20                |
| 020000203               | 31                     | ALIMENTOS Y PRODUCTOS AGROFORESTALES     |        |                          |                       | 2,000,000.00   | 700,000.00     | 2,700,000.00   |                    |                     |               |               |                              | 2,700,000.00              |
| 020000203               | 32                     | TEXTILES Y VESTUARIO                     |        |                          |                       | 40,000.00      | 0.00           | 40,000.00      |                    |                     |               |               |                              | 40,000.00                 |
| 020000203               | 33                     | PRODUCTOS DE PAPEL, CARTON E IMPRESOS    |        |                          |                       | 150,000.00     | 300,000.00     | 450,000.00     | 79,529.60          | 0.00                | 42,920.00     | 0.00          | 122,449.60                   | 327,550.40                |
| 020000203               | 34                     | COMBUSTIBLE, LUBRICANTES, PRODUCTOS QUIM |        |                          |                       | 106,000.00     | -40,000.00     | 66,000.00      | 0.00               |                     | 0.00          | 0.00          | 0.00                         | 66,000.00                 |
| 020000203               | 35                     | PRODUCTOS DE CUERO, CAUCHO Y PLASTICO    |        |                          |                       | 50,000.00      | 0.00           | 50,000.00      | 22,040.00          | 0.00                | 2,296.80      | 0.00          | 24,336.80                    | 25,663.20                 |
| 020000203               | 36                     | PRODUCTOS DE MINERALES METALICOS Y NO MI |        |                          |                       | 35,000.00      | 0.00           | 35,000.00      |                    |                     |               |               |                              | 35,000.00                 |
| 020000203               | 39                     | PRODUCTOS Y UTILES VARIOS                |        |                          |                       | 75,000.00      | 819,700.00     | 894,700.00     | 87,119.25          | 0.00                | 59,264.40     | 0.00          | 146,383.65                   | 748,316.35                |
| 020000203               | 41                     | Prestaciones de la seguridad social      |        |                          |                       | 80,576,330.00  | 0.00           | 80,576,330.00  | 18,263,467.19      |                     | 6,051,235.05  | 3,041,557.10  | 24,314,702.24                | 56,261,627.76             |
| 020000203               | 42                     | TRANSFERENCIA CORRIENTES AL SECTOR PRIV. |        |                          |                       | 2,900,000.00   | 3,500,000.00   | 6,400,000.00   | 1,271,998.88       | 0.00                | 444,666.28    | 444,666.28    | 1,716,665.16                 | 4,683,334.84              |
| 020000203               | 61                     | MAQUINARIA Y EQUIPO                      |        |                          |                       | 1,000,000.00   | 115,000.00     | 1,115,000.00   | 208,115.60         | 0.00                | 228,752.00    | 0.00          | 436,867.60                   | 678,132.40                |
| 020000206               | 87                     | DISMINUCION DE PASIVO CON PROVEEDORES    |        |                          |                       | 67,855,000.00  | -4,000,000.00  | 63,855,000.00  | 35,519,759.51      | 10,645,682.39       | 7,130,925.32  | 10,283,518.36 | 42,650,684.83                | 21,204,315.17             |
| 020000207               | 81                     | AMORTIZACION DE PRESTAMOS INTERNOS       |        |                          |                       | 900,000,000.00 | -72,535,000.00 | 827,465,000.00 | 352,867.94         |                     | 80,315,694.58 | 66,188,130.84 | 80,668,562.52                | 746,796,437.48            |
| 020000207               | 87                     | DISMINUCION DE PASIVO CON PROVEEDORES    |        |                          |                       | 18,272,766.00  | 10,000,000.00  | 28,272,766.00  | 18,272,755.04      | 0.00                | 0.00          | 0.00          | 18,272,755.04                | 10,000,010.96             |
| 020000207               | 91                     | INTERESES DE LA DEUDA PUBLICA INTERNA    |        |                          |                       | 6,727,234.00   | 14,500,000.00  | 21,227,234.00  | 6,884.82           |                     | 3,014,704.88  | 1,685,854.25  | 3,021,589.70                 | 18,205,644.30             |
| 020000207               | 93                     | COMISIONES Y OTROS GASTOS BANCARIOS DE L |        |                          |                       | 1,000,000.00   | 0.00           | 1,000,000.00   |                    |                     |               |               |                              | 1,000,000.00              |
| 02000003                | 11                     | Sueldos para Cargos Fijos                |        |                          |                       | 15,298,362.31  | 0.00           | 15,298,362.31  | 3,798,097.33       |                     | 1,262,057.32  | 1,262,057.32  | 5,060,154.65                 | 10,238,207.66             |
| 02000003                | 13                     | SOBRESUELDOS                             |        |                          |                       | 8,399,094.29   | 0.00           | 8,399,094.29   | 6,359.40           | 0.00                | 3,179.70      | 3,179.70      | 9,539.10                     | 8,389,555.19              |
| 02000003                | 18                     | GRATIFICACIONES Y BONIFICACIONES         |        |                          |                       | 1,274,863.53   | 0.00           | 1,274,863.53   |                    |                     |               |               |                              | 1,274,863.53              |
| 02000003                | 19                     | CONTRIBUCIONES A LA SEGURIDAD SOCIAL     |        |                          |                       | 0.00           | 1,973,990.00   | 1,973,990.00   | 515,981.89         |                     | 171,917.86    | 171,917.86    | 687,899.75                   | 1,286,090.25              |
| 02000003                | 21                     | SERVICIOS DE COMUNICACIONES              |        |                          |                       | 1,199,870.61   | 0.00           | 1,199,870.61   |                    |                     |               |               |                              | 1,199,870.61              |
| 02000003                | 22                     | SERVICIOS BASICOS                        |        |                          |                       | 79,991.37      | 0.00           | 79,991.37      |                    |                     |               |               |                              | 79,991.37                 |
| 02000003                | 23                     | PUBLICIDAD, IMPRESION Y ENCUADERNACION   |        |                          |                       | 239,974.12     | 0.00           | 239,974.12     | 0.00               |                     | 0.00          |               | 0.00                         | 239,974.12                |
| 02000003                | 24                     | VIATICOS                                 |        |                          |                       | 249,973.04     | 0.00           | 249,973.04     | 72,613.80          | 0.00                | 0.00          | 0.00          | 72,613.80                    | 177,359.24                |
| 02000003                | 25                     | TRANSPORTE Y ALMACENAJE                  |        |                          |                       | 59,993.53      | 0.00           | 59,993.53      |                    |                     |               |               |                              | 59,993.53                 |
| 02000003                | 26                     | ALQUILERES                               |        |                          |                       | 1,499,838.27   | 0.00           | 1,499,838.27   | 191,200.00         | 0.00                | 72,600.00     | 72,600.00     | 263,800.00                   | 1,236,038.27              |
| 02000003                | 29                     | OTROS SERVICIOS NO PERSONALES            |        |                          |                       | 95,589,692.15  | -3,000,000.00  | 92,589,692.15  | 15,039,504.92      | 15,309,987.74       | 7,693,928.61  | 15,309,987.74 | 22,733,433.53                | 69,856,258.62             |
| 02000003                | 31                     | ALIMENTOS Y PRODUCTOS AGROFORESTALES     |        |                          |                       | 49,994.61      | 0.00           | 49,994.61      |                    |                     |               |               |                              | 49,994.61                 |
| 02000003                | 32                     | TEXTILES Y VESTUARIO                     |        |                          |                       | 359,961.18     | -150,000.00    | 209,961.18     | 0.00               |                     | 2,900.00      |               | 2,900.00                     | 207,061.18                |

**AYUNTAMIENTO DEL DISTRITO NACIONAL****EJECUCIÓN PRESUPUESTARIA DEL GASTO****CORRESPONDIENTE AL MES DE Abril DEL AÑO 2008****CODIGO INSTITUCION 7001**

| Estructura Programática | Clasificador del Gasto | Denominación                             | Funció | Fuente de Financiamiento | Organismo Financiador | Presupuesto   |               |               | Acumulado Anterior | Ejecución del Gasto |              |            |                              | Balance Disponible (9-14) |
|-------------------------|------------------------|------------------------------------------|--------|--------------------------|-----------------------|---------------|---------------|---------------|--------------------|---------------------|--------------|------------|------------------------------|---------------------------|
|                         |                        |                                          |        |                          |                       | Original      | Variación     | Actual        |                    | Compromiso          | Devengado    | Pagado     | Devengado a la fecha (10+12) |                           |
| 1                       | 2                      | 3                                        | 4      | 5                        | 6                     | 7             | 8             | 9             | 10                 | 11                  | 12           | 13         | 14                           | 15                        |
| 02000003                | 33                     | PRODUCTOS DE PAPEL, CARTON E IMPRESOS    |        |                          |                       | 299,967.65    | 0.00          | 299,967.65    | 169,650.00         |                     | 42,572.00    |            | 212,222.00                   | 87,745.65                 |
| 02000003                | 34                     | COMBUSTIBLE, LUBRICANTES, PRODUCTOS QUIM |        |                          |                       | 3,037,200.49  | -2,657,606.46 | 379,594.03    | 29,727.78          |                     | 0.00         | 0.00       | 29,727.78                    | 349,866.25                |
| 02000003                | 35                     | PRODUCTOS DE CUERO, CAUCHO Y PLASTICO    |        |                          |                       | 599,935.31    | -100,000.00   | 499,935.31    | 3,480.00           | 0.00                | 0.00         | 0.00       | 3,480.00                     | 496,455.31                |
| 02000003                | 36                     | PRODUCTOS DE MINERALES METALICOS Y NO MI |        |                          |                       | 0.00          | 500,000.00    | 500,000.00    | 0.00               | 0.00                | 174.00       | 0.00       | 174.00                       | 499,826.00                |
| 02000003                | 39                     | PRODUCTOS Y UTILES VARIOS                |        |                          |                       | 0.00          | 650,000.00    | 650,000.00    | 72,990.04          | 0.00                | 194,619.00   | 0.00       | 267,609.04                   | 382,390.96                |
| 02000003                | 61                     | MAQUINARIA Y EQUIPO                      |        |                          |                       | 999,892.18    | 11,600,000.00 | 12,599,892.18 | 197,727.00         | 0.00                | 1,248,180.00 | 0.00       | 1,445,907.00                 | 11,153,985.18             |
| 02000003                | 63                     | CONSTRUCCIONES Y MEJORAS                 |        |                          |                       | 999,892.18    | 0.00          | 999,892.18    |                    |                     |              |            |                              | 999,892.18                |
| 02000003                | 87                     | DISMINUCION DE PASIVO CON PROVEEDORES    |        |                          |                       | 999,892.18    | 2,800,000.00  | 3,799,892.18  | 705,892.68         | 0.00                | 0.00         | 0.00       | 705,892.68                   | 3,093,999.50              |
| 0200000302              | 87                     | DISMINUCION DE PASIVO CON PROVEEDORES    |        |                          |                       | 14,152.00     | 0.00          | 14,152.00     | 14,152.00          | 0.00                | 0.00         | 0.00       | 14,152.00                    | 0.00                      |
| 0200000303              | 11                     | Sueldos para Cargos Fijos                |        |                          |                       | 5,040,000.00  | 0.00          | 5,040,000.00  | 1,217,701.10       |                     | 411,874.60   | 411,874.60 | 1,629,575.70                 | 3,410,424.30              |
| 0200000303              | 13                     | SOBRESUELDOS                             |        |                          |                       | 250,000.00    | 300,000.00    | 550,000.00    | 0.00               | 0.00                | 0.00         | 0.00       | 0.00                         | 550,000.00                |
| 0200000303              | 18                     | GRATIFICACIONES Y BONIFICACIONES         |        |                          |                       | 420,000.00    | 0.00          | 420,000.00    |                    |                     |              |            |                              | 420,000.00                |
| 0200000303              | 19                     | CONTRIBUCIONES A LA SEGURIDAD SOCIAL     |        |                          |                       | 0.00          | 650,255.00    | 650,255.00    | 162,189.78         |                     | 55,413.18    | 55,413.18  | 217,602.96                   | 432,652.04                |
| 0200000303              | 23                     | PUBLICIDAD, IMPRESION Y ENCUADERNACION   |        |                          |                       | 25,000.00     | 0.00          | 25,000.00     |                    |                     |              |            |                              | 25,000.00                 |
| 0200000303              | 24                     | VIATICOS                                 |        |                          |                       | 35,000.00     | 0.00          | 35,000.00     |                    |                     |              |            |                              | 35,000.00                 |
| 0200000303              | 29                     | OTROS SERVICIOS NO PERSONALES            |        |                          |                       | 400,000.00    | -200,000.00   | 200,000.00    | 14,715.62          | 0.00                | 0.00         | 0.00       | 14,715.62                    | 185,284.38                |
| 0200000303              | 31                     | ALIMENTOS Y PRODUCTOS AGROFORESTALES     |        |                          |                       | 15,000.00     | 0.00          | 15,000.00     |                    |                     |              |            |                              | 15,000.00                 |
| 0200000303              | 33                     | PRODUCTOS DE PAPEL, CARTON E IMPRESOS    |        |                          |                       | 100,000.00    | 0.00          | 100,000.00    | 0.00               | 0.00                | 51,330.00    | 0.00       | 51,330.00                    | 48,670.00                 |
| 0200000303              | 34                     | COMBUSTIBLE, LUBRICANTES, PRODUCTOS QUIM |        |                          |                       | 320,000.00    | -91,626.00    | 228,374.00    | 0.00               |                     | 0.00         | 0.00       | 0.00                         | 228,374.00                |
| 0200000303              | 35                     | PRODUCTOS DE CUERO, CAUCHO Y PLASTICO    |        |                          |                       | 200,000.00    | -100,000.00   | 100,000.00    | 0.00               |                     | 0.00         |            | 0.00                         | 100,000.00                |
| 0200000303              | 39                     | PRODUCTOS Y UTILES VARIOS                |        |                          |                       | 175,000.00    | 0.00          | 175,000.00    | 0.00               |                     | 0.00         |            | 0.00                         | 175,000.00                |
| 0200000303              | 61                     | MAQUINARIA Y EQUIPO                      |        |                          |                       | 300,000.00    | 0.00          | 300,000.00    | 0.00               |                     | 0.00         |            | 0.00                         | 300,000.00                |
| 0200000303              | 63                     | CONSTRUCCIONES Y MEJORAS                 |        |                          |                       | 9,000,000.00  | 0.00          | 9,000,000.00  |                    |                     |              |            |                              | 9,000,000.00              |
| 02000004                | 11                     | Sueldos para Cargos Fijos                |        |                          |                       | 10,200,000.00 | 0.00          | 10,200,000.00 | 2,763,151.60       |                     | 970,270.00   | 970,270.00 | 3,733,421.60                 | 6,466,578.40              |
| 02000004                | 13                     | SOBRESUELDOS                             |        |                          |                       | 300,000.00    | 2,000,000.00  | 2,300,000.00  | 0.00               | 0.00                | 0.00         | 0.00       | 0.00                         | 2,300,000.00              |
| 02000004                | 15                     | HONORARIOS                               |        |                          |                       | 0.00          | 270,000.00    | 270,000.00    | 0.00               | 0.00                | 0.00         | 0.00       | 0.00                         | 270,000.00                |
| 02000004                | 18                     | GRATIFICACIONES Y BONIFICACIONES         |        |                          |                       | 850,000.00    | 0.00          | 850,000.00    |                    |                     |              |            |                              | 850,000.00                |
| 02000004                | 19                     | CONTRIBUCIONES A LA SEGURIDAD SOCIAL     |        |                          |                       | 0.00          | 1,321,992.00  | 1,321,992.00  | 369,675.98         |                     | 130,321.90   | 130,321.90 | 499,997.88                   | 821,994.12                |
| 02000004                | 23                     | PUBLICIDAD, IMPRESION Y ENCUADERNACION   |        |                          |                       | 5,000.00      | 105,000.00    | 110,000.00    |                    |                     |              |            |                              | 110,000.00                |
| 02000004                | 24                     | VIATICOS                                 |        |                          |                       | 150,000.00    | 1,280,000.00  | 1,430,000.00  | 278,468.43         | 0.00                | 0.00         | 0.00       | 278,468.43                   | 1,151,531.57              |
| 02000004                | 25                     | TRANSPORTE Y ALMACENAJE                  |        |                          |                       | 0.00          | 300,000.00    | 300,000.00    |                    |                     |              |            |                              | 300,000.00                |
| 02000004                | 26                     | ALQUILERES                               |        |                          |                       | 110,000.00    | 60,000.00     | 170,000.00    | 109,835.03         | 0.00                | 0.00         | 0.00       | 109,835.03                   | 60,164.97                 |
| 02000004                | 29                     | OTROS SERVICIOS NO PERSONALES            |        |                          |                       | 11,800,000.00 | -9,200,000.00 | 2,600,000.00  | 1,448,146.14       | 80,000.00           | 174,978.50   | 80,000.00  | 1,623,124.64                 | 976,875.36                |

**AYUNTAMIENTO DEL DISTRITO NACIONAL****EJECUCIÓN PRESUPUESTARIA DEL GASTO****CORRESPONDIENTE AL MES DE Abril DEL AÑO 2008****CODIGO INSTITUCION 7001**

| Estructura Programática | Clasificador del Gasto | Denominación                             | Funció | Fuente de Financiamiento | Organismo Financiador | Presupuesto   |              |               | Acumulado Anterior | Ejecución del Gasto |              |              |                              | Balance Disponible (9-14) |
|-------------------------|------------------------|------------------------------------------|--------|--------------------------|-----------------------|---------------|--------------|---------------|--------------------|---------------------|--------------|--------------|------------------------------|---------------------------|
|                         |                        |                                          |        |                          |                       | Original      | Variación    | Actual        |                    | Compromiso          | Devengado    | Pagado       | Devengado a la fecha (10+12) |                           |
| 1                       | 2                      | 3                                        | 4      | 5                        | 6                     | 7             | 8            | 9             | 10                 | 11                  | 12           | 13           | 14                           | 15                        |
| 02000004                | 31                     | ALIMENTOS Y PRODUCTOS AGROFORESTALES     |        |                          |                       | 15,000.00     | 0.00         | 15,000.00     |                    |                     |              |              |                              | 15,000.00                 |
| 02000004                | 32                     | TEXTILES Y VESTUARIO                     |        |                          |                       | 15,000.00     | 130,000.00   | 145,000.00    | 0.00               | 0.00                | 0.00         | 0.00         | 0.00                         | 145,000.00                |
| 02000004                | 33                     | PRODUCTOS DE PAPEL, CARTON E IMPRESOS    |        |                          |                       | 100,000.00    | 623,000.00   | 723,000.00    | 12,841.20          |                     | 0.00         |              | 12,841.20                    | 710,158.80                |
| 02000004                | 34                     | COMBUSTIBLE, LUBRICANTES, PRODUCTOS QUIM |        |                          |                       | 306,040.00    | -415.50      | 305,624.50    | 0.00               |                     | 0.00         | 0.00         | 0.00                         | 305,624.50                |
| 02000004                | 35                     | PRODUCTOS DE CUERO, CAUCHO Y PLASTICO    |        |                          |                       | 40,000.00     | 50,000.00    | 90,000.00     | 2,227.20           |                     | 0.00         |              | 2,227.20                     | 87,772.80                 |
| 02000004                | 36                     | PRODUCTOS DE MINERALES METALICOS Y NO MI |        |                          |                       | 100,000.00    | -30,000.00   | 70,000.00     | 0.00               |                     | 0.00         |              | 0.00                         | 70,000.00                 |
| 02000004                | 39                     | PRODUCTOS Y UTILES VARIOS                |        |                          |                       | 75,833.00     | 103,000.00   | 178,833.00    | 29,349.48          | 0.00                | 0.00         | 0.00         | 29,349.48                    | 149,483.52                |
| 02000004                | 42                     | TRANSFERENCIA CORRIENTES AL SECTOR PRIV. |        |                          |                       | 0.00          | 100,000.00   | 100,000.00    |                    |                     |              |              |                              | 100,000.00                |
| 02000004                | 61                     | MAQUINARIA Y EQUIPO                      |        |                          |                       | 300,000.00    | 4,000,000.00 | 4,300,000.00  | 0.00               | 0.00                | 130,616.00   | 0.00         | 130,616.00                   | 4,169,384.00              |
| 02000004                | 63                     | CONSTRUCCIONES Y MEJORAS                 |        |                          |                       | 0.00          | 3,074,000.00 | 3,074,000.00  | 0.00               | 0.00                | 0.00         | 0.00         | 0.00                         | 3,074,000.00              |
| 02000004                | 87                     | DISMINUCION DE PASIVO CON PROVEEDORES    |        |                          |                       | 600,000.00    | 0.00         | 600,000.00    | 214,609.30         | 0.00                | 0.00         | 0.00         | 214,609.30                   | 385,390.70                |
| 0200000401              | 11                     | Sueldos para Cargos Fijos                |        |                          |                       | 7,234,044.39  | 0.00         | 7,234,044.39  | 1,668,749.57       |                     | 491,161.85   | 491,161.85   | 2,159,911.42                 | 5,074,132.97              |
| 0200000401              | 12                     | SUELDOS PERSONAL TEMPORERO               |        |                          |                       | 1,468,101.37  | 0.00         | 1,468,101.37  | 244,886.73         |                     | 243,098.60   | 136,244.86   | 487,985.33                   | 980,116.04                |
| 0200000401              | 18                     | GRATIFICACIONES Y BONIFICACIONES         |        |                          |                       | 725,178.81    | 0.00         | 725,178.81    |                    |                     |              |              |                              | 725,178.81                |
| 0200000401              | 19                     | CONTRIBUCIONES A LA SEGURIDAD SOCIAL     |        |                          |                       | 0.00          | 1,124,908.00 | 1,124,908.00  | 254,125.31         |                     | 95,929.86    | 83,312.88    | 350,055.17                   | 774,852.83                |
| 0200000401              | 21                     | SERVICIOS DE COMUNICACIONES              |        |                          |                       | 49,903.65     | 0.00         | 49,903.65     |                    |                     |              |              |                              | 49,903.65                 |
| 0200000401              | 23                     | PUBLICIDAD, IMPRESION Y ENCUADERNACION   |        |                          |                       | 49,903.65     | 0.00         | 49,903.65     |                    |                     |              |              |                              | 49,903.65                 |
| 0200000401              | 24                     | VIATICOS                                 |        |                          |                       | 149,710.94    | 0.00         | 149,710.94    |                    |                     |              |              |                              | 149,710.94                |
| 0200000401              | 25                     | TRANSPORTE Y ALMACENAJE                  |        |                          |                       | 49,903.65     | 0.00         | 49,903.65     |                    |                     |              |              |                              | 49,903.65                 |
| 0200000401              | 26                     | ALQUILERES                               |        |                          |                       | 299,421.87    | 1,000,000.00 | 1,299,421.87  | 0.00               |                     | 0.00         |              | 0.00                         | 1,299,421.87              |
| 0200000401              | 28                     | CONSERVACION,REPARACIONES MENORES Y CC   |        |                          |                       | 74,855.47     | 0.00         | 74,855.47     |                    |                     |              |              |                              | 74,855.47                 |
| 0200000401              | 29                     | OTROS SERVICIOS NO PERSONALES            |        |                          |                       | 728,651.03    | 0.00         | 728,651.03    | 174,526.82         | 0.00                | 0.00         | 0.00         | 174,526.82                   | 554,124.21                |
| 0200000401              | 31                     | ALIMENTOS Y PRODUCTOS AGROFORESTALES     |        |                          |                       | 499,036.45    | 0.00         | 499,036.45    |                    |                     |              |              |                              | 499,036.45                |
| 0200000401              | 32                     | TEXTILES Y VESTUARIO                     |        |                          |                       | 149,710.94    | 0.00         | 149,710.94    |                    |                     |              |              |                              | 149,710.94                |
| 0200000401              | 33                     | PRODUCTOS DE PAPEL, CARTON E IMPRESOS    |        |                          |                       | 49,903.65     | 0.00         | 49,903.65     | 0.00               | 0.00                | 0.00         | 0.00         | 0.00                         | 49,903.65                 |
| 0200000401              | 34                     | COMBUSTIBLE, LUBRICANTES, PRODUCTOS QUIM |        |                          |                       | 804,868.95    | -170,326.50  | 634,542.45    | 83,949.55          |                     | 0.00         | 0.00         | 83,949.55                    | 550,592.90                |
| 0200000401              | 35                     | PRODUCTOS DE CUERO, CAUCHO Y PLASTICO    |        |                          |                       | 399,229.16    | 0.00         | 399,229.16    | 310,706.00         | 0.00                | 0.00         | 0.00         | 310,706.00                   | 88,523.16                 |
| 0200000401              | 36                     | PRODUCTOS DE MINERALES METALICOS Y NO MI |        |                          |                       | 49,903.65     | 0.00         | 49,903.65     | 0.00               |                     | 0.00         |              | 0.00                         | 49,903.65                 |
| 0200000401              | 39                     | PRODUCTOS Y UTILES VARIOS                |        |                          |                       | 89,826.56     | 0.00         | 89,826.56     | 324.97             |                     | 0.00         |              | 324.97                       | 89,501.59                 |
| 0200000401              | 61                     | MAQUINARIA Y EQUIPO                      |        |                          |                       | 998,072.90    | 60,000.00    | 1,058,072.90  | 0.00               | 0.00                | 609,000.00   | 0.00         | 609,000.00                   | 449,072.90                |
| 0200000401              | 63                     | CONSTRUCCIONES Y MEJORAS                 |        |                          |                       | 1,696,723.94  | 0.00         | 1,696,723.94  | 0.00               | 0.00                | 0.00         | 0.00         | 0.00                         | 1,696,723.94              |
| 0200000403              | 11                     | Sueldos para Cargos Fijos                |        |                          |                       | 14,954,126.32 | 0.00         | 14,954,126.32 | 3,138,668.11       |                     | 1,197,838.77 | 1,197,838.77 | 4,336,506.88                 | 10,617,619.44             |
| 0200000403              | 15                     | HONORARIOS                               |        |                          |                       | 0.00          | 600,000.00   | 600,000.00    | 0.00               | 0.00                | 0.00         | 0.00         | 0.00                         | 600,000.00                |

**AYUNTAMIENTO DEL DISTRITO NACIONAL****EJECUCIÓN PRESUPUESTARIA DEL GASTO****CORRESPONDIENTE AL MES DE Abril DEL AÑO 2008****CODIGO INSTITUCION 7001**

| Estructura Programática | Clasificador del Gasto | Denominación                             | Funció | Fuente de Financiamiento | Organismo Financiador | Presupuesto    |               |                | Acumulado Anterior | Ejecución del Gasto |               |              |                              | Balance Disponible (9-14) |
|-------------------------|------------------------|------------------------------------------|--------|--------------------------|-----------------------|----------------|---------------|----------------|--------------------|---------------------|---------------|--------------|------------------------------|---------------------------|
|                         |                        |                                          |        |                          |                       | Original       | Variación     | Actual         |                    | Compromiso          | Devengado     | Pagado       | Devengado a la fecha (10+12) |                           |
| 1                       | 2                      | 3                                        | 4      | 5                        | 6                     | 7              | 8             | 9              | 10                 | 11                  | 12            | 13           | 14                           | 15                        |
| 020000403               | 18                     | GRATIFICACIONES Y BONIFICACIONES         |        |                          |                       | 1,246,177.69   | 0.00          | 1,246,177.69   |                    |                     |               |              |                              | 1,246,177.69              |
| 020000403               | 19                     | CONTRIBUCIONES A LA SEGURIDAD SOCIAL     |        |                          |                       | 0.00           | 1,934,768.00  | 1,934,768.00   | 420,746.14         |                     | 164,956.64    | 164,956.64   | 585,702.78                   | 1,349,065.22              |
| 020000403               | 23                     | PUBLICIDAD, IMPRESION Y ENCUADERNACION   |        |                          |                       | 59,832.42      | 0.00          | 59,832.42      |                    |                     |               |              |                              | 59,832.42                 |
| 020000403               | 24                     | VIATICOS                                 |        |                          |                       | 164,726.70     | 0.00          | 164,726.70     | 65,005.47          | 0.00                | 0.00          | 0.00         | 65,005.47                    | 99,721.23                 |
| 020000403               | 26                     | ALQUILERES                               |        |                          |                       | 3,284,225.50   | 200,000.00    | 3,484,225.50   | 0.00               | 251,965.00          | 251,965.00    | 251,965.00   | 251,965.00                   | 3,232,260.50              |
| 020000403               | 29                     | OTROS SERVICIOS NO PERSONALES            |        |                          |                       | 367,114.52     | 0.00          | 367,114.52     | 97,478.19          | 153,535.50          | 153,535.50    | 0.00         | 251,013.69                   | 116,100.83                |
| 020000403               | 32                     | TEXTILES Y VESTUARIO                     |        |                          |                       | 598,324.21     | -500,000.00   | 98,324.21      |                    |                     |               |              |                              | 98,324.21                 |
| 020000403               | 33                     | PRODUCTOS DE PAPEL, CARTON E IMPRESOS    |        |                          |                       | 149,581.00     | 0.00          | 149,581.00     | 6,567.60           |                     | 0.00          |              | 6,567.60                     | 143,013.40                |
| 020000403               | 34                     | COMBUSTIBLE, LUBRICANTES, PRODUCTOS QUIM |        |                          |                       | 1,244,761.66   | -928,209.20   | 316,552.46     | 0.00               |                     | 0.00          | 0.00         | 0.00                         | 316,552.46                |
| 020000403               | 35                     | PRODUCTOS DE CUERO, CAUCHO Y PLASTICO    |        |                          |                       | 24,930.18      | 0.00          | 24,930.18      | 11,576.80          |                     | 0.00          |              | 11,576.80                    | 13,353.38                 |
| 020000403               | 36                     | PRODUCTOS DE MINERALES METALICOS Y NO MI |        |                          |                       | 49,860.35      | 0.00          | 49,860.35      | 417.60             |                     | 0.00          |              | 417.60                       | 49,442.75                 |
| 020000403               | 39                     | PRODUCTOS Y UTILES VARIOS                |        |                          |                       | 74,790.53      | 100,000.00    | 174,790.53     | 24,478.60          |                     | 0.00          |              | 24,478.60                    | 150,311.93                |
| 020000403               | 61                     | MAQUINARIA Y EQUIPO                      |        |                          |                       | 2,991,621.03   | 0.00          | 2,991,621.03   | 36,632.39          | 0.00                | 0.00          | 0.00         | 36,632.39                    | 2,954,988.64              |
| 020000403               | 87                     | DISMINUCION DE PASIVO CON PROVEEDORES    |        |                          |                       | 972,276.84     | 0.00          | 972,276.84     | 968,776.75         | 0.00                | 0.00          | 0.00         | 968,776.75                   | 3,500.09                  |
| 02000005                | 11                     | Sueldos para Cargos Fijos                |        |                          |                       | 6,600,000.00   | 0.00          | 6,600,000.00   | 1,310,100.00       |                     | 436,700.00    | 436,700.00   | 1,746,800.00                 | 4,853,200.00              |
| 02000005                | 18                     | GRATIFICACIONES Y BONIFICACIONES         |        |                          |                       | 550,000.00     | 0.00          | 550,000.00     |                    |                     |               |              |                              | 550,000.00                |
| 02000005                | 19                     | CONTRIBUCIONES A LA SEGURIDAD SOCIAL     |        |                          |                       | 0.00           | 851,524.00    | 851,524.00     | 174,736.47         |                     | 58,245.49     | 58,245.49    | 232,981.96                   | 618,542.04                |
| 02000005                | 21                     | SERVICIOS DE COMUNICACIONES              |        |                          |                       | 0.00           | 400,000.00    | 400,000.00     | 0.00               | 55,680.00           | 55,680.00     | 55,680.00    | 55,680.00                    | 344,320.00                |
| 02000005                | 23                     | PUBLICIDAD, IMPRESION Y ENCUADERNACION   |        |                          |                       | 750,000.00     | -400,000.00   | 350,000.00     | 0.00               | 0.00                | 0.00          | 0.00         | 0.00                         | 350,000.00                |
| 02000005                | 24                     | VIATICOS                                 |        |                          |                       | 150,000.00     | -100,000.00   | 50,000.00      | 0.00               | 0.00                | 0.00          | 0.00         | 0.00                         | 50,000.00                 |
| 02000005                | 25                     | TRANSPORTE Y ALMACENAJE                  |        |                          |                       | 60,000.00      | 0.00          | 60,000.00      |                    |                     |               |              |                              | 60,000.00                 |
| 02000005                | 26                     | ALQUILERES                               |        |                          |                       | 50,000.00      | -5,000.00     | 45,000.00      | 0.00               | 0.00                | 0.00          | 0.00         | 0.00                         | 45,000.00                 |
| 02000005                | 27                     | SEGUROS                                  |        |                          |                       | 1,750,000.00   | -1,750,000.00 | 0.00           |                    |                     |               |              |                              | 0.00                      |
| 02000005                | 29                     | OTROS SERVICIOS NO PERSONALES            |        |                          |                       | 50,000.00      | 1,750,000.00  | 1,800,000.00   | 640,459.59         | 0.00                | 141,657.17    | 104,400.00   | 782,116.76                   | 1,017,883.24              |
| 02000005                | 31                     | ALIMENTOS Y PRODUCTOS AGROFORESTALES     |        |                          |                       | 35,000.00      | 0.00          | 35,000.00      |                    |                     |               |              |                              | 35,000.00                 |
| 02000005                | 32                     | TEXTILES Y VESTUARIO                     |        |                          |                       | 75,000.00      | 0.00          | 75,000.00      | 61,248.00          | 30,624.00           | 0.00          | 30,624.00    | 61,248.00                    | 13,752.00                 |
| 02000005                | 33                     | PRODUCTOS DE PAPEL, CARTON E IMPRESOS    |        |                          |                       | 100,000.00     | 0.00          | 100,000.00     | 7,424.00           | 0.00                | 3,596.00      | 0.00         | 11,020.00                    | 88,980.00                 |
| 02000005                | 34                     | COMBUSTIBLE, LUBRICANTES, PRODUCTOS QUIM |        |                          |                       | 150,000.00     | -120,000.00   | 30,000.00      | 0.00               |                     | 0.00          | 0.00         | 0.00                         | 30,000.00                 |
| 02000005                | 35                     | PRODUCTOS DE CUERO, CAUCHO Y PLASTICO    |        |                          |                       | 40,000.00      | 5,000.00      | 45,000.00      | 25,636.00          | 0.00                | 9,187.20      | 0.00         | 34,823.20                    | 10,176.80                 |
| 02000005                | 36                     | PRODUCTOS DE MINERALES METALICOS Y NO MI |        |                          |                       | 50,000.00      | 0.00          | 50,000.00      | 558.54             | 0.00                | 0.00          | 0.00         | 558.54                       | 49,441.46                 |
| 02000005                | 39                     | PRODUCTOS Y UTILES VARIOS                |        |                          |                       | 100,000.00     | 200,000.00    | 300,000.00     | 97,323.77          | 0.00                | 13,502.40     | 0.00         | 110,826.17                   | 189,173.83                |
| 02000005                | 61                     | MAQUINARIA Y EQUIPO                      |        |                          |                       | 650,000.00     | 0.00          | 650,000.00     | 143,022.62         | 0.00                | 4,524.00      | 0.00         | 147,546.62                   | 502,453.38                |
| 02000005                | 63                     | CONSTRUCCIONES Y MEJORAS                 |        |                          |                       | 480,000,000.00 | 6,000,000.00  | 486,000,000.00 | 52,633,090.89      | 10,719,177.07       | 20,503,719.25 | 9,083,421.01 | 73,136,810.14                | 412,863,189.86            |

**AYUNTAMIENTO DEL DISTRITO NACIONAL****EJECUCIÓN PRESUPUESTARIA DEL GASTO****CORRESPONDIENTE AL MES DE Abril DEL AÑO 2008****CODIGO INSTITUCION 7001**

| Estructura Programática | Clasificador del Gasto | Denominación                             | Función | Fuente de Financiamiento | Organismo Financiador | Presupuesto   |              |               | Acumulado Anterior | Ejecución del Gasto |              |              |                              | Balance Disponible (9-14) |
|-------------------------|------------------------|------------------------------------------|---------|--------------------------|-----------------------|---------------|--------------|---------------|--------------------|---------------------|--------------|--------------|------------------------------|---------------------------|
|                         |                        |                                          |         |                          |                       | Original      | Variación    | Actual        |                    | Compromiso          | Devengado    | Pagado       | Devengado a la fecha (10+12) |                           |
| 1                       | 2                      | 3                                        | 4       | 5                        | 6                     | 7             | 8            | 9             | 10                 | 11                  | 12           | 13           | 14                           | 15                        |
| 02000005                | 69                     | OTROS ACTIVOS                            |         |                          |                       | 3,000,000.00  | 0.00         | 3,000,000.00  | 210,000.00         | 0.00                | 0.00         | 0.00         | 210,000.00                   | 2,790,000.00              |
| 02000005                | 87                     | DISMINUCION DE PASIVO CON PROVEEDORES    |         |                          |                       | 3,168,376.00  | 0.00         | 3,168,376.00  | 3,168,375.34       | 0.00                | 0.00         | 0.00         | 3,168,375.34                 | 0.66                      |
| 0200000501              | 11                     | Sueldos para Cargos Fijos                |         |                          |                       | 3,300,000.00  | 0.00         | 3,300,000.00  | 744,678.00         |                     | 248,226.00   | 248,226.00   | 992,904.00                   | 2,307,096.00              |
| 0200000501              | 12                     | SUELDOS PERSONAL TEMPORERO               |         |                          |                       | 360,000.00    | 0.00         | 360,000.00    |                    |                     |              |              |                              | 360,000.00                |
| 0200000501              | 18                     | GRATIFICACIONES Y BONIFICACIONES         |         |                          |                       | 305,000.00    | 0.00         | 305,000.00    |                    |                     |              |              |                              | 305,000.00                |
| 0200000501              | 19                     | CONTRIBUCIONES A LA SEGURIDAD SOCIAL     |         |                          |                       | 0.00          | 425,762.00   | 425,762.00    | 96,224.73          |                     | 32,074.91    | 32,074.91    | 128,299.64                   | 297,462.36                |
| 0200000501              | 23                     | PUBLICIDAD, IMPRESION Y ENCUADERNACION   |         |                          |                       | 40,000.00     | 0.00         | 40,000.00     |                    |                     |              |              |                              | 40,000.00                 |
| 0200000501              | 24                     | VIATICOS                                 |         |                          |                       | 50,000.00     | 0.00         | 50,000.00     |                    |                     |              |              |                              | 50,000.00                 |
| 0200000501              | 29                     | OTROS SERVICIOS NO PERSONALES            |         |                          |                       | 100,000.00    | 105,000.00   | 205,000.00    | 98,595.64          | 0.00                | 0.00         | 0.00         | 98,595.64                    | 106,404.36                |
| 0200000501              | 31                     | ALIMENTOS Y PRODUCTOS AGROFORESTALES     |         |                          |                       | 15,000.00     | 0.00         | 15,000.00     |                    |                     |              |              |                              | 15,000.00                 |
| 0200000501              | 33                     | PRODUCTOS DE PAPEL, CARTON E IMPRESOS    |         |                          |                       | 50,000.00     | 0.00         | 50,000.00     |                    |                     |              |              |                              | 50,000.00                 |
| 0200000501              | 34                     | COMBUSTIBLE, LUBRICANTES, PRODUCTOS QUIM |         |                          |                       | 70,000.00     | -20,000.00   | 50,000.00     | 0.00               |                     | 0.00         | 0.00         | 0.00                         | 50,000.00                 |
| 0200000501              | 35                     | PRODUCTOS DE CUERO, CAUCHO Y PLASTICO    |         |                          |                       | 36,000.00     | -25,000.00   | 11,000.00     |                    |                     |              |              |                              | 11,000.00                 |
| 0200000501              | 36                     | PRODUCTOS DE MINERALES METALICOS Y NO MI |         |                          |                       | 100,000.00    | -80,000.00   | 20,000.00     |                    |                     |              |              |                              | 20,000.00                 |
| 0200000501              | 39                     | PRODUCTOS Y UTILES VARIOS                |         |                          |                       | 700,000.00    | 0.00         | 700,000.00    | 203,984.37         | 0.00                | 285,638.40   | 0.00         | 489,622.77                   | 210,377.23                |
| 0200000501              | 61                     | MAQUINARIA Y EQUIPO                      |         |                          |                       | 5,000,000.00  | 0.00         | 5,000,000.00  | 82,320.10          | 0.00                | 189,312.00   | 0.00         | 271,632.10                   | 4,728,367.90              |
| 0200000501              | 69                     | OTROS ACTIVOS                            |         |                          |                       | 2,000,000.00  | 0.00         | 2,000,000.00  | 203,375.84         | 203,375.84          | 0.00         | 203,375.84   | 203,375.84                   | 1,796,624.16              |
| 03000001                | 11                     | Sueldos para Cargos Fijos                |         |                          |                       | 22,137,748.64 | 0.00         | 22,137,748.64 | 5,516,188.22       |                     | 1,715,796.25 | 1,712,255.17 | 7,231,984.47                 | 14,905,764.17             |
| 03000001                | 12                     | SUELDOS PERSONAL TEMPORERO               |         |                          |                       | 3,503,456.23  | 0.00         | 3,503,456.23  | 552,910.12         |                     | 535,720.46   | 305,865.96   | 1,088,630.58                 | 2,414,825.65              |
| 03000001                | 18                     | GRATIFICACIONES Y BONIFICACIONES         |         |                          |                       | 2,136,767.07  | 0.00         | 2,136,767.07  |                    |                     |              |              |                              | 2,136,767.07              |
| 03000001                | 19                     | CONTRIBUCIONES A LA SEGURIDAD SOCIAL     |         |                          |                       | 0.00          | 3,246,118.00 | 3,246,118.00  | 825,384.58         |                     | 310,005.83   | 277,353.18   | 1,135,390.41                 | 2,110,727.59              |
| 03000001                | 23                     | PUBLICIDAD, IMPRESION Y ENCUADERNACION   |         |                          |                       | 198,521.88    | -140,000.00  | 58,521.88     |                    |                     |              |              |                              | 58,521.88                 |
| 03000001                | 24                     | VIATICOS                                 |         |                          |                       | 836,949.04    | 0.00         | 836,949.04    | 80,250.00          | 38,250.00           | 32,200.00    | 38,250.00    | 112,450.00                   | 724,499.04                |
| 03000001                | 25                     | TRANSPORTE Y ALMACENAJE                  |         |                          |                       | 45,000.00     | 0.00         | 45,000.00     |                    |                     |              |              |                              | 45,000.00                 |
| 03000001                | 26                     | ALQUILERES                               |         |                          |                       | 8,180,948.43  | 4,000,000.00 | 12,180,948.43 | 0.00               | 1,216,110.00        | 1,216,110.00 | 1,216,110.00 | 1,216,110.00                 | 10,964,838.43             |
| 03000001                | 28                     | CONSERVACION,REPARACIONES MENORES Y CC   |         |                          |                       | 255,502.93    | -200,000.00  | 55,502.93     | 0.00               |                     | 0.00         |              | 0.00                         | 55,502.93                 |
| 03000001                | 29                     | OTROS SERVICIOS NO PERSONALES            |         |                          |                       | 1,783,017.60  | 140,000.00   | 1,923,017.60  | 314,914.42         | 34,355.08           | 53,555.08    | 17,636.95    | 368,469.50                   | 1,554,548.10              |
| 03000001                | 31                     | ALIMENTOS Y PRODUCTOS AGROFORESTALES     |         |                          |                       | 321,603.52    | 1,120,000.00 | 1,441,603.52  | 261,636.84         | 0.00                | 0.00         | 0.00         | 261,636.84                   | 1,179,966.68              |
| 03000001                | 32                     | TEXTILES Y VESTUARIO                     |         |                          |                       | 15,330.18     | 300,000.00   | 315,330.18    | 68,092.00          | 0.00                | 0.00         | 0.00         | 68,092.00                    | 247,238.18                |
| 03000001                | 33                     | PRODUCTOS DE PAPEL, CARTON E IMPRESOS    |         |                          |                       | 75,550.29     | 0.00         | 75,550.29     | 18,942.80          | 0.00                | 0.00         | 0.00         | 18,942.80                    | 56,607.49                 |
| 03000001                | 34                     | COMBUSTIBLE, LUBRICANTES, PRODUCTOS QUIM |         |                          |                       | 2,581,680.24  | -580,068.50  | 2,001,611.74  | 692,573.59         | 0.00                | 558,483.11   | 0.00         | 1,251,056.70                 | 750,555.04                |
| 03000001                | 35                     | PRODUCTOS DE CUERO, CAUCHO Y PLASTICO    |         |                          |                       | 102,201.17    | 620,000.00   | 722,201.17    | 74,466.20          | 0.00                | 0.00         | 0.00         | 74,466.20                    | 647,734.97                |
| 03000001                | 36                     | PRODUCTOS DE MINERALES METALICOS Y NO MI |         |                          |                       | 4,188,046.94  | 0.00         | 4,188,046.94  | 1,470,669.41       | 44,961.60           | 755,450.00   | 44,961.60    | 2,226,119.41                 | 1,961,927.53              |



# AYUNTAMIENTO DEL DISTRITO NACIONAL

## EJECUCIÓN PRESUPUESTARIA DEL GASTO

CORRESPONDIENTE AL MES DE Abril DEL AÑO 2008

CODIGO INSTITUCION 7001

| Estructura Programática | Clasificador del Gasto | Denominación                             | Funció | Fuente de Financiamiento | Organismo Financiador | Presupuesto    |               |                | Acumulado Anterior | Ejecución del Gasto |              |              |                              | Balance Disponible (9-14) |
|-------------------------|------------------------|------------------------------------------|--------|--------------------------|-----------------------|----------------|---------------|----------------|--------------------|---------------------|--------------|--------------|------------------------------|---------------------------|
|                         |                        |                                          |        |                          |                       | Original       | Variación     | Actual         |                    | Compromiso          | Devengado    | Pagado       | Devengado a la fecha (10+12) |                           |
| 1                       | 2                      | 3                                        | 4      | 5                        | 6                     | 7              | 8             | 9              | 10                 | 11                  | 12           | 13           | 14                           | 15                        |
| 03000001                | 39                     | PRODUCTOS Y UTILES VARIOS                |        |                          |                       | 1,608,017.60   | 220,000.00    | 1,828,017.60   | 591,058.50         | 204,444.20          | 838,643.11   | 204,444.20   | 1,429,701.61                 | 398,315.99                |
| 03000001                | 61                     | MAQUINARIA Y EQUIPO                      |        |                          |                       | 11,120,117.35  | 0.00          | 11,120,117.35  | 2,028,023.21       | 917,675.00          | 2,319,869.04 | 917,675.00   | 4,347,892.25                 | 6,772,225.10              |
| 03000001                | 87                     | DISMINUCION DE PASIVO CON PROVEEDORES    |        |                          |                       | 75,587,987.89  | 0.00          | 75,587,987.89  | 37,031,988.00      | 6,731,078.52        | 5,849,377.78 | 7,750,696.10 | 42,881,365.78                | 32,706,622.11             |
| 04                      | 11                     | Sueldos para Cargos Fijos                |        |                          |                       | 27,811,012.00  | 0.00          | 27,811,012.00  | 6,730,133.66       |                     | 2,260,156.04 | 2,260,156.04 | 8,990,289.70                 | 18,820,722.30             |
| 04                      | 12                     | SUELDOS PERSONAL TEMPORERO               |        |                          |                       | 11,040,000.00  | 775,611.00    | 11,815,611.00  | 1,932,646.52       |                     | 1,952,193.44 | 1,125,585.54 | 3,884,839.96                 | 7,930,771.04              |
| 04                      | 13                     | SOBRESUELDOS                             |        |                          |                       | 300,000.00     | 0.00          | 300,000.00     | 0.00               | 0.00                | 0.00         | 0.00         | 0.00                         | 300,000.00                |
| 04                      | 14                     | JORNALES                                 |        |                          |                       | 0.00           | 1,000,000.00  | 1,000,000.00   |                    |                     |              |              |                              | 1,000,000.00              |
| 04                      | 18                     | GRATIFICACIONES Y BONIFICACIONES         |        |                          |                       | 3,237,584.00   | 0.00          | 3,237,584.00   |                    |                     |              |              |                              | 3,237,584.00              |
| 04                      | 19                     | CONTRIBUCIONES A LA SEGURIDAD SOCIAL     |        |                          |                       | 0.00           | 4,786,901.00  | 4,786,901.00   | 1,205,461.13       |                     | 581,882.77   | 471,453.22   | 1,787,343.90                 | 2,999,557.10              |
| 04                      | 22                     | SERVICIOS BASICOS                        |        |                          |                       | 180,025,000.00 | 1,550,000.00  | 181,575,000.00 | 24,691,214.20      | 892,350.22          | 892,350.22   | 892,350.22   | 25,583,564.42                | 155,991,435.58            |
| 04                      | 23                     | PUBLICIDAD, IMPRESION Y ENCUADERNACION   |        |                          |                       | 160,000.00     | -50,000.00    | 110,000.00     |                    |                     |              |              |                              | 110,000.00                |
| 04                      | 24                     | VIATICOS                                 |        |                          |                       | 120,000.00     | -100,000.00   | 20,000.00      |                    |                     |              |              |                              | 20,000.00                 |
| 04                      | 25                     | TRANSPORTE Y ALMACENAJE                  |        |                          |                       | 15,000.00      | 50,000.00     | 65,000.00      | 0.00               | 0.00                | 0.00         |              | 0.00                         | 65,000.00                 |
| 04                      | 26                     | ALQUILERES                               |        |                          |                       | 2,316,807.00   | 250,000.00    | 2,566,807.00   | 0.00               | 340,306.50          | 341,495.50   | 340,306.50   | 341,495.50                   | 2,225,311.50              |
| 04                      | 28                     | CONSERVACION,REPARACIONES MENORES Y CC   |        |                          |                       | 300,000.00     | -250,000.00   | 50,000.00      |                    |                     |              |              |                              | 50,000.00                 |
| 04                      | 29                     | OTROS SERVICIOS NO PERSONALES            |        |                          |                       | 500,000.00     | 0.00          | 500,000.00     | 32,910.04          | 215,238.00          | 291,599.60   | 0.00         | 324,509.64                   | 175,490.36                |
| 04                      | 31                     | ALIMENTOS Y PRODUCTOS AGROFORESTALES     |        |                          |                       | 2,750,000.00   | -650,000.00   | 2,100,000.00   | 446,320.00         | 145,000.00          | 614,900.00   | 145,000.00   | 1,061,220.00                 | 1,038,780.00              |
| 04                      | 32                     | TEXTILES Y VESTUARIO                     |        |                          |                       | 10,000.00      | 100,000.00    | 110,000.00     | 27,321.48          | 0.00                | 0.00         | 0.00         | 27,321.48                    | 82,678.52                 |
| 04                      | 33                     | PRODUCTOS DE PAPEL, CARTON E IMPRESOS    |        |                          |                       | 75,000.00      | 0.00          | 75,000.00      | 4,338.40           |                     | 17,632.00    |              | 21,970.40                    | 53,029.60                 |
| 04                      | 34                     | COMBUSTIBLE, LUBRICANTES, PRODUCTOS QUIM |        |                          |                       | 1,883,976.00   | -216,119.80   | 1,667,856.20   | 771,853.19         | 0.00                | 212,280.00   | 0.00         | 984,133.19                   | 683,723.01                |
| 04                      | 35                     | PRODUCTOS DE CUERO, CAUCHO Y PLASTICO    |        |                          |                       | 500,000.00     | 400,000.00    | 900,000.00     | 374,854.00         | 168,200.00          | 0.00         | 168,200.00   | 374,854.00                   | 525,146.00                |
| 04                      | 36                     | PRODUCTOS DE MINERALES METALICOS Y NO MI |        |                          |                       | 125,000.00     | 500,000.00    | 625,000.00     | 115,373.60         | 0.00                | 0.00         | 0.00         | 115,373.60                   | 509,626.40                |
| 04                      | 39                     | PRODUCTOS Y UTILES VARIOS                |        |                          |                       | 350,000.00     | 500,000.00    | 850,000.00     | 199,019.97         | 0.00                | 0.00         | 0.00         | 199,019.97                   | 650,980.03                |
| 04                      | 42                     | TRANSFERENCIA CORRIENTES AL SECTOR PRIV. |        |                          |                       | 8,226,795.00   | -2,250,000.00 | 5,976,795.00   | 1,528,000.00       | 0.00                | 0.00         | 0.00         | 1,528,000.00                 | 4,448,795.00              |
| 04                      | 61                     | MAQUINARIA Y EQUIPO                      |        |                          |                       | 4,000,000.00   | 0.00          | 4,000,000.00   | 1,176,275.32       | 278,221.94          | 59,799.62    | 278,221.94   | 1,236,074.94                 | 2,763,925.06              |
| 04                      | 63                     | CONSTRUCCIONES Y MEJORAS                 |        |                          |                       | 70,000,000.00  | 0.00          | 70,000,000.00  | 1,350,421.41       | 0.00                | 0.00         | 0.00         | 1,350,421.41                 | 68,649,578.59             |
| 04                      | 87                     | DISMINUCION DE PASIVO CON PROVEEDORES    |        |                          |                       | 768,000.00     | 0.00          | 768,000.00     | 764,078.75         | 0.00                | 0.00         | 0.00         | 764,078.75                   | 3,921.25                  |
| 04000001                | 11                     | Sueldos para Cargos Fijos                |        |                          |                       | 4,200,000.00   | -200,000.00   | 4,000,000.00   | 197,840.00         |                     | 220,210.70   | 220,210.70   | 418,050.70                   | 3,581,949.30              |
| 04000001                | 18                     | GRATIFICACIONES Y BONIFICACIONES         |        |                          |                       | 350,000.00     | 0.00          | 350,000.00     |                    |                     |              |              |                              | 350,000.00                |
| 04000001                | 19                     | CONTRIBUCIONES A LA SEGURIDAD SOCIAL     |        |                          |                       | 0.00           | 350,000.00    | 350,000.00     | 24,887.66          |                     | 28,084.45    | 28,084.45    | 52,972.11                    | 297,027.89                |
| 04000001                | 23                     | PUBLICIDAD, IMPRESION Y ENCUADERNACION   |        |                          |                       | 25,000.00      | 0.00          | 25,000.00      |                    |                     |              |              |                              | 25,000.00                 |
| 04000001                | 24                     | VIATICOS                                 |        |                          |                       | 400,000.00     | -180,000.00   | 220,000.00     |                    |                     |              |              |                              | 220,000.00                |
| 04000001                | 26                     | ALQUILERES                               |        |                          |                       | 100,000.00     | 270,000.00    | 370,000.00     |                    |                     |              |              |                              | 370,000.00                |

# AYUNTAMIENTO DEL DISTRITO NACIONAL

## EJECUCIÓN PRESUPUESTARIA DEL GASTO

CORRESPONDIENTE AL MES DE Abril DEL AÑO 2008

CODIGO INSTITUCION 7001

| Estructura Programática | Clasificador del Gasto | Denominación                             | Funció | Fuente de Financiamiento | Organismo Financiador | Presupuesto    |                |                | Acumulado Anterior | Ejecución del Gasto |               |               |                              | Balance Disponible (9-14) |
|-------------------------|------------------------|------------------------------------------|--------|--------------------------|-----------------------|----------------|----------------|----------------|--------------------|---------------------|---------------|---------------|------------------------------|---------------------------|
|                         |                        |                                          |        |                          |                       | Original       | Variación      | Actual         |                    | Compromiso          | Devengado     | Pagado        | Devengado a la fecha (10+12) |                           |
| 1                       | 2                      | 3                                        | 4      | 5                        | 6                     | 7              | 8              | 9              | 10                 | 11                  | 12            | 13            | 14                           | 15                        |
| 04000001                | 29                     | OTROS SERVICIOS NO PERSONALES            |        |                          |                       | 300,000.00     | 700,000.00     | 1,000,000.00   | 20,000.00          | 0.00                | 0.00          | 0.00          | 20,000.00                    | 980,000.00                |
| 04000001                | 31                     | ALIMENTOS Y PRODUCTOS AGROFORESTALES     |        |                          |                       | 0.00           | 200,000.00     | 200,000.00     | 0.00               | 0.00                | 43,546.40     | 0.00          | 43,546.40                    | 156,453.60                |
| 04000001                | 32                     | TEXTILES Y VESTUARIO                     |        |                          |                       | 0.00           | 80,000.00      | 80,000.00      | 0.00               |                     | 0.00          |               | 0.00                         | 80,000.00                 |
| 04000001                | 33                     | PRODUCTOS DE PAPEL, CARTON E IMPRESOS    |        |                          |                       | 75,000.00      | 0.00           | 75,000.00      | 0.00               |                     | 5,387.04      |               | 5,387.04                     | 69,612.96                 |
| 04000001                | 34                     | COMBUSTIBLE, LUBRICANTES, PRODUCTOS QUIM |        |                          |                       | 60,000.00      | 1,954,500.00   | 2,014,500.00   | 0.00               | 0.00                | 520,156.28    | 0.00          | 520,156.28                   | 1,494,343.72              |
| 04000001                | 35                     | PRODUCTOS DE CUERO, CAUCHO Y PLASTICO    |        |                          |                       | 50,000.00      | 50,000.00      | 100,000.00     | 0.00               |                     | 4,593.60      |               | 4,593.60                     | 95,406.40                 |
| 04000001                | 36                     | PRODUCTOS DE MINERALES METALICOS Y NO MI |        |                          |                       | 450,000.00     | 500,000.00     | 950,000.00     | 0.00               | 0.00                | 8,456.40      | 0.00          | 8,456.40                     | 941,543.60                |
| 04000001                | 39                     | PRODUCTOS Y UTILES VARIOS                |        |                          |                       | 0.00           | 200,000.00     | 200,000.00     | 0.00               | 0.00                | 27,354.09     | 0.00          | 27,354.09                    | 172,645.91                |
| 04000001                | 42                     | TRANSFERENCIA CORRIENTES AL SECTOR PRIV. |        |                          |                       | 0.00           | 30,000.00      | 30,000.00      | 0.00               | 0.00                | 0.00          | 0.00          | 0.00                         | 30,000.00                 |
| 04000001                | 61                     | MAQUINARIA Y EQUIPO                      |        |                          |                       | 3,000,000.00   | -1,000,000.00  | 2,000,000.00   | 129,566.40         |                     | 0.00          |               | 129,566.40                   | 1,870,433.60              |
| 04000001                | 63                     | CONSTRUCCIONES Y MEJORAS                 |        |                          |                       | 0.00           | 1,000,000.00   | 1,000,000.00   |                    |                     |               |               |                              | 1,000,000.00              |
| 04000002                | 11                     | Sueldos para Cargos Fijos                |        |                          |                       | 20,800,000.00  | 12,000,000.00  | 32,800,000.00  | 4,217,250.04       |                     | 1,455,182.43  | 1,455,182.43  | 5,672,432.47                 | 27,127,567.53             |
| 04000002                | 12                     | SUELDOS PERSONAL TEMPORERO               |        |                          |                       | 125,025,259.00 | -18,814,204.00 | 106,211,055.00 | 21,707,568.35      |                     | 21,614,129.59 | 12,348,394.89 | 43,321,697.94                | 62,889,357.06             |
| 04000002                | 15                     | HONORARIOS                               |        |                          |                       | 450,000.00     | 0.00           | 450,000.00     |                    |                     |               |               |                              | 450,000.00                |
| 04000002                | 18                     | GRATIFICACIONES Y BONIFICACIONES         |        |                          |                       | 12,566,667.00  | 0.00           | 12,566,667.00  |                    |                     |               |               |                              | 12,566,667.00             |
| 04000002                | 19                     | CONTRIBUCIONES A LA SEGURIDAD SOCIAL     |        |                          |                       | 0.00           | 18,814,204.00  | 18,814,204.00  | 3,567,373.86       |                     | 3,188,012.80  | 1,890,047.62  | 6,755,386.66                 | 12,058,817.34             |
| 04000002                | 21                     | SERVICIOS DE COMUNICACIONES              |        |                          |                       | 2,960,000.00   | -2,000,000.00  | 960,000.00     | 74,004.23          | 0.00                | 0.00          | 0.00          | 74,004.23                    | 885,995.77                |
| 04000002                | 22                     | SERVICIOS BASICOS                        |        |                          |                       | 462,785,962.00 | -27,000,000.00 | 435,785,962.00 | 67,431,623.18      | 35,049,844.67       | 35,049,844.67 | 35,381,641.33 | 102,481,467.85               | 333,304,494.15            |
| 04000002                | 23                     | PUBLICIDAD, IMPRESION Y ENCUADERNACION   |        |                          |                       | 940,000.00     | -550,000.00    | 390,000.00     |                    |                     |               |               |                              | 390,000.00                |
| 04000002                | 24                     | VIATICOS                                 |        |                          |                       | 5,350,000.00   | 0.00           | 5,350,000.00   | 1,750,000.00       | 300,000.00          | 300,000.00    | 300,000.00    | 2,050,000.00                 | 3,300,000.00              |
| 04000002                | 25                     | TRANSPORTE Y ALMACENAJE                  |        |                          |                       | 300,000.00     | 0.00           | 300,000.00     | 0.00               | 0.00                | 0.00          | 0.00          | 0.00                         | 300,000.00                |
| 04000002                | 26                     | ALQUILERES                               |        |                          |                       | 78,493,200.00  | 10,000,000.00  | 88,493,200.00  | 1,972,275.51       | 10,734,199.25       | 10,787,301.61 | 10,734,199.25 | 12,759,577.12                | 75,733,622.88             |
| 04000002                | 27                     | SEGUROS                                  |        |                          |                       | 600,000.00     | 0.00           | 600,000.00     |                    |                     |               |               |                              | 600,000.00                |
| 04000002                | 29                     | OTROS SERVICIOS NO PERSONALES            |        |                          |                       | 4,050,000.00   | 0.00           | 4,050,000.00   | 984,221.03         | 485,926.81          | 719,450.20    | 331,381.94    | 1,703,671.23                 | 2,346,328.77              |
| 04000002                | 31                     | ALIMENTOS Y PRODUCTOS AGROFORESTALES     |        |                          |                       | 60,000.00      | 0.00           | 60,000.00      |                    |                     |               |               |                              | 60,000.00                 |
| 04000002                | 32                     | TEXTILES Y VESTUARIO                     |        |                          |                       | 2,550,000.00   | 0.00           | 2,550,000.00   | 1,122,358.00       | 0.00                | 480,472.00    | 0.00          | 1,602,830.00                 | 947,170.00                |
| 04000002                | 33                     | PRODUCTOS DE PAPEL, CARTON E IMPRESOS    |        |                          |                       | 290,000.00     | 0.00           | 290,000.00     | 3,770.00           | 0.00                | 56,254.20     | 0.00          | 60,024.20                    | 229,975.80                |
| 04000002                | 34                     | COMBUSTIBLE, LUBRICANTES, PRODUCTOS QUIM |        |                          |                       | 22,570,800.00  | -8,242,616.87  | 14,328,183.13  | 2,961,269.60       | 1,400,603.75        | 1,269,047.75  | 1,248,403.75  | 4,230,317.35                 | 10,097,865.78             |
| 04000002                | 35                     | PRODUCTOS DE CUERO, CAUCHO Y PLASTICO    |        |                          |                       | 24,040,000.00  | 6,000,000.00   | 30,040,000.00  | 6,283,435.80       | 2,550,004.80        | 3,506,823.84  | 3,054,604.80  | 9,790,259.64                 | 20,249,740.36             |
| 04000002                | 36                     | PRODUCTOS DE MINERALES METALICOS Y NO MI |        |                          |                       | 600,000.00     | 0.00           | 600,000.00     | 3,306.00           | 0.00                | 0.00          | 0.00          | 3,306.00                     | 596,694.00                |
| 04000002                | 39                     | PRODUCTOS Y UTILES VARIOS                |        |                          |                       | 120,000.00     | 800,000.00     | 920,000.00     | 362,082.52         | 0.00                | 176,112.36    | 0.00          | 538,194.88                   | 381,805.12                |
| 04000002                | 42                     | TRANSFERENCIA CORRIENTES AL SECTOR PRIV. |        |                          |                       | 0.00           | 200,000.00     | 200,000.00     | 15,232.44          | 0.00                | 0.00          | 0.00          | 15,232.44                    | 184,767.56                |
| 04000002                | 61                     | MAQUINARIA Y EQUIPO                      |        |                          |                       | 8,000,000.00   | 0.00           | 8,000,000.00   | 380,733.75         | 380,733.75          | 389,897.75    | 380,733.75    | 770,631.50                   | 7,229,368.50              |

# AYUNTAMIENTO DEL DISTRITO NACIONAL

## EJECUCIÓN PRESUPUESTARIA DEL GASTO

CORRESPONDIENTE AL MES DE Abril DEL AÑO 2008

CODIGO INSTITUCION **7001**

| Estructura Programática | Clasificador del Gasto | Denominación                             | Funció | Fuente de Financiamiento | Organismo Financiador | Presupuesto   |               |               | Acumulado Anterior | Ejecución del Gasto |              |              |                              | Balance Disponible (9-14) |
|-------------------------|------------------------|------------------------------------------|--------|--------------------------|-----------------------|---------------|---------------|---------------|--------------------|---------------------|--------------|--------------|------------------------------|---------------------------|
|                         |                        |                                          |        |                          |                       | Original      | Variación     | Actual        |                    | Compromiso          | Devengado    | Pagado       | Devengado a la fecha (10+12) |                           |
| 1                       | 2                      | 3                                        | 4      | 5                        | 6                     | 7             | 8             | 9             | 10                 | 11                  | 12           | 13           | 14                           | 15                        |
| 04000002                | 63                     | CONSTRUCCIONES Y MEJORAS                 |        |                          |                       | 6,000,000.00  | 0.00          | 6,000,000.00  |                    |                     |              |              |                              | 6,000,000.00              |
| 04000002                | 87                     | DISMINUCION DE PASIVO CON PROVEEDORES    |        |                          |                       | 79,538,938.00 | 0.00          | 79,538,938.00 | 77,774,387.56      | 3,215,048.25        | 3,184,180.65 | 3,178,728.65 | 80,958,568.21                | -1,419,630.21             |
| 04000008                | 11                     | Sueldos para Cargos Fijos                |        |                          |                       | 12,974,606.00 | -60,000.00    | 12,914,606.00 | 3,035,758.73       |                     | 987,200.40   | 987,200.40   | 4,022,959.13                 | 8,891,646.87              |
| 04000008                | 12                     | SUELDOS PERSONAL TEMPORERO               |        |                          |                       | 16,679,934.25 | 0.00          | 16,679,934.25 | 2,823,272.22       |                     | 2,684,200.20 | 1,795,200.20 | 5,507,472.42                 | 11,172,461.83             |
| 04000008                | 18                     | GRATIFICACIONES Y BONIFICACIONES         |        |                          |                       | 2,471,211.69  | 0.00          | 2,471,211.69  |                    |                     |              |              |                              | 2,471,211.69              |
| 04000008                | 19                     | CONTRIBUCIONES A LA SEGURIDAD SOCIAL     |        |                          |                       | 0.00          | 3,913,534.00  | 3,913,534.00  | 805,054.97         |                     | 517,719.15   | 390,681.05   | 1,322,774.12                 | 2,590,759.88              |
| 04000008                | 23                     | PUBLICIDAD, IMPRESION Y ENCUADERNACION   |        |                          |                       | 14,892.80     | 0.00          | 14,892.80     |                    |                     |              |              |                              | 14,892.80                 |
| 04000008                | 24                     | VIATICOS                                 |        |                          |                       | 19,857.06     | 0.00          | 19,857.06     |                    |                     |              |              |                              | 19,857.06                 |
| 04000008                | 25                     | TRANSPORTE Y ALMACENAJE                  |        |                          |                       | 14,892.80     | 0.00          | 14,892.80     |                    |                     |              |              |                              | 14,892.80                 |
| 04000008                | 26                     | ALQUILERES                               |        |                          |                       | 0.00          | 2,100,000.00  | 2,100,000.00  | 0.00               | 0.00                | 0.00         | 0.00         | 0.00                         | 2,100,000.00              |
| 04000008                | 29                     | OTROS SERVICIOS NO PERSONALES            |        |                          |                       | 744,997.26    | -350,000.00   | 394,997.26    | 119,653.07         | 0.00                | 0.00         | 0.00         | 119,653.07                   | 275,344.19                |
| 04000008                | 31                     | ALIMENTOS Y PRODUCTOS AGROFORESTALES     |        |                          |                       | 74,463.99     | 0.00          | 74,463.99     |                    |                     |              |              |                              | 74,463.99                 |
| 04000008                | 32                     | TEXTILES Y VESTUARIO                     |        |                          |                       | 44,678.40     | 0.00          | 44,678.40     |                    |                     |              |              |                              | 44,678.40                 |
| 04000008                | 33                     | PRODUCTOS DE PAPEL, CARTON E IMPRESOS    |        |                          |                       | 49,642.66     | 0.00          | 49,642.66     | 10,672.00          | 0.00                | 0.00         | 0.00         | 10,672.00                    | 38,970.66                 |
| 04000008                | 34                     | COMBUSTIBLE, LUBRICANTES, PRODUCTOS QUIM |        |                          |                       | 1,588,565.17  | 33,743,499.91 | 35,332,065.08 | 8,629,274.40       | 755,600.00          | 2,425,960.00 | 755,600.00   | 11,055,234.40                | 24,276,830.68             |
| 04000008                | 35                     | PRODUCTOS DE CUERO, CAUCHO Y PLASTICO    |        |                          |                       | 2,978,559.69  | -100,000.00   | 2,878,559.69  | 1,274,028.00       | 0.00                | 264,480.00   | 0.00         | 1,538,508.00                 | 1,340,051.69              |
| 04000008                | 36                     | PRODUCTOS DE MINERALES METALICOS Y NO MI |        |                          |                       | 496,426.61    | 0.00          | 496,426.61    | 95,444.80          | 0.00                | 138,834.60   | 0.00         | 234,279.40                   | 262,147.21                |
| 04000008                | 39                     | PRODUCTOS Y UTILES VARIOS                |        |                          |                       | 595,711.94    | 0.00          | 595,711.94    | 57,768.00          | 0.00                | 0.00         | 0.00         | 57,768.00                    | 537,943.94                |
| 04000008                | 61                     | MAQUINARIA Y EQUIPO                      |        |                          |                       | 3,228,559.69  | 0.00          | 3,228,559.69  | 750,000.00         | 0.00                | 640,262.00   | 0.00         | 1,390,262.00                 | 1,838,297.69              |
| 04000009                | 11                     | Sueldos para Cargos Fijos                |        |                          |                       | 44,877,758.35 | 0.00          | 44,877,758.35 | 11,079,938.67      |                     | 4,010,669.71 | 4,003,268.41 | 15,090,608.38                | 29,787,149.97             |
| 04000009                | 18                     | GRATIFICACIONES Y BONIFICACIONES         |        |                          |                       | 3,739,813.20  | 0.00          | 3,739,813.20  |                    |                     |              |              |                              | 3,739,813.20              |
| 04000009                | 19                     | CONTRIBUCIONES A LA SEGURIDAD SOCIAL     |        |                          |                       | 0.00          | 6,397,326.00  | 6,397,326.00  | 1,521,216.63       |                     | 552,613.15   | 551,717.53   | 2,073,829.78                 | 4,323,496.22              |
| 04000009                | 21                     | SERVICIOS DE COMUNICACIONES              |        |                          |                       | 1,072,767.44  | 0.00          | 1,072,767.44  |                    |                     |              |              |                              | 1,072,767.44              |
| 04000009                | 24                     | VIATICOS                                 |        |                          |                       | 53,638.37     | 0.00          | 53,638.37     |                    |                     |              |              |                              | 53,638.37                 |
| 04000009                | 25                     | TRANSPORTE Y ALMACENAJE                  |        |                          |                       | 37,546.86     | 0.00          | 37,546.86     |                    |                     |              |              |                              | 37,546.86                 |
| 04000009                | 26                     | ALQUILERES                               |        |                          |                       | 2,520,577.60  | 0.00          | 2,520,577.60  | 2,320.00           | 247,249.00          | 247,249.00   | 247,249.00   | 249,569.00                   | 2,271,008.60              |
| 04000009                | 29                     | OTROS SERVICIOS NO PERSONALES            |        |                          |                       | 375,468.60    | 0.00          | 375,468.60    | 74,402.40          | 9,400.00            | 6,500.00     | 9,400.00     | 80,902.40                    | 294,566.20                |
| 04000009                | 31                     | ALIMENTOS Y PRODUCTOS AGROFORESTALES     |        |                          |                       | 3,218,302.32  | -400,000.00   | 2,818,302.32  | 600,000.00         | 200,000.00          | 200,000.00   | 400,000.00   | 800,000.00                   | 2,018,302.32              |
| 04000009                | 32                     | TEXTILES Y VESTUARIO                     |        |                          |                       | 1,823,704.65  | 400,000.00    | 2,223,704.65  | 1,184,594.30       | 0.00                | 0.00         | 178,873.38   | 1,184,594.30                 | 1,039,110.35              |
| 04000009                | 33                     | PRODUCTOS DE PAPEL, CARTON E IMPRESOS    |        |                          |                       | 80,457.56     | 0.00          | 80,457.56     |                    |                     |              |              |                              | 80,457.56                 |
| 04000009                | 34                     | COMBUSTIBLE, LUBRICANTES, PRODUCTOS QUIM |        |                          |                       | 1,459,221.18  | -294,828.20   | 1,164,392.98  | 35,725.60          | 382.80              | 8,579.55     | 8,553.80     | 44,305.15                    | 1,120,087.83              |
| 04000009                | 35                     | PRODUCTOS DE CUERO, CAUCHO Y PLASTICO    |        |                          |                       | 107,276.74    | 0.00          | 107,276.74    | 6,542.40           | 6,020.40            | 0.00         | 6,020.40     | 6,542.40                     | 100,734.34                |
| 04000009                | 36                     | PRODUCTOS DE MINERALES METALICOS Y NO MI |        |                          |                       | 80,457.56     | 0.00          | 80,457.56     | 70,615.00          | 18,989.20           | 0.00         | 18,989.20    | 70,615.00                    | 9,842.56                  |

**AYUNTAMIENTO DEL DISTRITO NACIONAL****EJECUCIÓN PRESUPUESTARIA DEL GASTO****CORRESPONDIENTE AL MES DE Abril DEL AÑO 2008****CODIGO INSTITUCION 7001**

| Estructura Programática | Clasificador del Gasto | Denominación                             | Funció | Fuente de Financiamiento | Organismo Financiador | Presupuesto   |               |               | Acumulado Anterior | Ejecución del Gasto |               |              |                              | Balance Disponible (9-14) |
|-------------------------|------------------------|------------------------------------------|--------|--------------------------|-----------------------|---------------|---------------|---------------|--------------------|---------------------|---------------|--------------|------------------------------|---------------------------|
|                         |                        |                                          |        |                          |                       | Original      | Variación     | Actual        |                    | Compromiso          | Devengado     | Pagado       | Devengado a la fecha (10+12) |                           |
| 1                       | 2                      | 3                                        | 4      | 5                        | 6                     | 7             | 8             | 9             | 10                 | 11                  | 12            | 13           | 14                           | 15                        |
| 04000009                | 39                     | PRODUCTOS Y UTILES VARIOS                |        |                          |                       | 1,930,981.39  | 0.00          | 1,930,981.39  | 6,723.36           | 0.00                | 0.00          | 0.00         | 6,723.36                     | 1,924,258.03              |
| 04000009                | 43                     | TRANSFERENCIAS CORRIENTES AL SECTOR PUB  |        |                          |                       | 23,600,883.70 | -2,260,000.00 | 21,340,883.70 | 100,000.00         | 0.00                | 600,000.00    | 600,000.00   | 700,000.00                   | 20,640,883.70             |
| 04000009                | 61                     | MAQUINARIA Y EQUIPO                      |        |                          |                       | 2,681,918.60  | 0.00          | 2,681,918.60  | 10,921.40          | 0.00                | 0.00          | 0.00         | 10,921.40                    | 2,670,997.20              |
| 04000009                | 62                     | INMUEBLES                                |        |                          |                       | 0.00          | 1,260,000.00  | 1,260,000.00  | 450,595.13         | 0.00                | 0.00          | 0.00         | 450,595.13                   | 809,404.87                |
| 04000009                | 87                     | DISMINUCION DE PASIVO CON PROVEEDORES    |        |                          |                       | 498,836.86    | 0.00          | 498,836.86    | 489,013.05         | 0.00                | 0.00          | 0.00         | 489,013.05                   | 9,823.81                  |
| 05000001                | 11                     | Sueldos para Cargos Fijos                |        |                          |                       | 17,455,521.57 | 0.00          | 17,455,521.57 | 4,313,701.70       |                     | 1,413,116.32  | 1,413,116.32 | 5,726,818.02                 | 11,728,703.55             |
| 05000001                | 12                     | SUELDOS PERSONAL TEMPORERO               |        |                          |                       | 60,658,186.24 | 0.00          | 60,658,186.24 | 11,364,124.84      |                     | 11,309,410.61 | 6,571,686.69 | 22,673,535.45                | 37,984,650.79             |
| 05000001                | 18                     | GRATIFICACIONES Y BONIFICACIONES         |        |                          |                       | 6,393,783.57  | 0.00          | 6,393,783.57  |                    |                     |               |              |                              | 6,393,783.57              |
| 05000001                | 19                     | CONTRIBUCIONES A LA SEGURIDAD SOCIAL     |        |                          |                       | 0.00          | 10,137,701.00 | 10,137,701.00 | 2,175,198.18       |                     | 1,775,855.39  | 1,108,005.09 | 3,951,053.57                 | 6,186,647.43              |
| 05000001                | 21                     | SERVICIOS DE COMUNICACIONES              |        |                          |                       | 150,000.00    | 0.00          | 150,000.00    |                    |                     |               |              |                              | 150,000.00                |
| 05000001                | 22                     | SERVICIOS BASICOS                        |        |                          |                       | 69,485.20     | 0.00          | 69,485.20     |                    |                     |               |              |                              | 69,485.20                 |
| 05000001                | 23                     | PUBLICIDAD, IMPRESION Y ENCUADERNACION   |        |                          |                       | 198,896.85    | 0.00          | 198,896.85    | 0.00               |                     | 0.00          |              | 0.00                         | 198,896.85                |
| 05000001                | 24                     | VIATICOS                                 |        |                          |                       | 0.00          | 440,000.00    | 440,000.00    | 40,000.00          | 40,000.00           | 20,000.00     | 40,000.00    | 60,000.00                    | 380,000.00                |
| 05000001                | 26                     | ALQUILERES                               |        |                          |                       | 17,581,377.51 | 0.00          | 17,581,377.51 | 0.00               | 1,642,874.00        | 1,642,874.00  | 1,642,874.00 | 1,642,874.00                 | 15,938,503.51             |
| 05000001                | 29                     | OTROS SERVICIOS NO PERSONALES            |        |                          |                       | 6,070,120.74  | -3,440,000.00 | 2,630,120.74  | 372,687.91         | 14,574.40           | 69,433.16     | 14,574.40    | 442,121.07                   | 2,187,999.67              |
| 05000001                | 31                     | ALIMENTOS Y PRODUCTOS AGROFORESTALES     |        |                          |                       | 69,134.02     | 152,000.00    | 221,134.02    | 33,524.00          | 0.00                | 0.00          | 0.00         | 33,524.00                    | 187,610.02                |
| 05000001                | 32                     | TEXTILES Y VESTUARIO                     |        |                          |                       | 694,851.96    | 62,000.00     | 756,851.96    | 638,000.00         | 0.00                | 102,660.00    | 0.00         | 740,660.00                   | 16,191.96                 |
| 05000001                | 33                     | PRODUCTOS DE PAPEL, CARTON E IMPRESOS    |        |                          |                       | 596,322.83    | -19,000.00    | 577,322.83    | 1,600.00           | 0.00                | 14,616.00     | 0.00         | 16,216.00                    | 561,106.83                |
| 05000001                | 34                     | COMBUSTIBLE, LUBRICANTES, PRODUCTOS QUIM |        |                          |                       | 9,370,750.79  | -2,599,874.70 | 6,770,876.09  | 2,228,183.45       | 0.00                | 1,183,141.39  | 0.00         | 3,411,324.84                 | 3,359,551.25              |
| 05000001                | 35                     | PRODUCTOS DE CUERO, CAUCHO Y PLASTICO    |        |                          |                       | 9,207,026.74  | 5,000,000.00  | 14,207,026.74 | 2,408,229.60       | 800,632.00          | 2,302,234.60  | 935,192.00   | 4,710,464.20                 | 9,496,562.54              |
| 05000001                | 36                     | PRODUCTOS DE MINERALES METALICOS Y NO MI |        |                          |                       | 2,481,614.15  | -502,000.00   | 1,979,614.15  | 131,295.35         | 0.00                | 89,532.13     | 0.00         | 220,827.48                   | 1,758,786.67              |
| 05000001                | 39                     | PRODUCTOS Y UTILES VARIOS                |        |                          |                       | 795,587.40    | 0.00          | 795,587.40    | 277,848.10         | 0.00                | 30,334.00     | 0.00         | 308,182.10                   | 487,405.30                |
| 05000001                | 61                     | MAQUINARIA Y EQUIPO                      |        |                          |                       | 15,422,983.55 | 450,000.00    | 15,872,983.55 | 316,665.28         | 0.00                | 0.00          | 0.00         | 316,665.28                   | 15,556,318.27             |
| 05000001                | 63                     | CONSTRUCCIONES Y MEJORAS                 |        |                          |                       | 21,927,601.90 | 2,550,000.00  | 24,477,601.90 | 3,216,686.68       | 701,076.25          | 1,102,308.79  | 826,076.25   | 4,318,995.47                 | 20,158,606.43             |
| 05000001                | 87                     | DISMINUCION DE PASIVO CON PROVEEDORES    |        |                          |                       | 9,326,614.98  | 0.00          | 9,326,614.98  | 9,194,644.64       | 33,750.00           | 127,127.58    | 33,750.00    | 9,321,772.22                 | 4,842.76                  |
| 07000001                | 11                     | Sueldos para Cargos Fijos                |        |                          |                       | 8,188,389.35  | 4,000,000.00  | 12,188,389.35 | 2,545,843.25       |                     | 853,625.53    | 853,625.53   | 3,399,468.78                 | 8,788,920.57              |
| 07000001                | 18                     | GRATIFICACIONES Y BONIFICACIONES         |        |                          |                       | 682,365.78    | 0.00          | 682,365.78    |                    |                     |               |              |                              | 682,365.78                |
| 07000001                | 19                     | CONTRIBUCIONES A LA SEGURIDAD SOCIAL     |        |                          |                       | 0.00          | 1,776,652.00  | 1,776,652.00  | 350,445.98         |                     | 117,291.66    | 117,291.66   | 467,737.64                   | 1,308,914.36              |
| 07000001                | 23                     | PUBLICIDAD, IMPRESION Y ENCUADERNACION   |        |                          |                       | 58,360.23     | 0.00          | 58,360.23     |                    |                     |               |              |                              | 58,360.23                 |
| 07000001                | 24                     | VIATICOS                                 |        |                          |                       | 40,403.24     | 0.00          | 40,403.24     |                    |                     |               |              |                              | 40,403.24                 |
| 07000001                | 25                     | TRANSPORTE Y ALMACENAJE                  |        |                          |                       | 89,784.97     | 0.00          | 89,784.97     | 16,974.90          | 0.00                | 0.00          | 0.00         | 16,974.90                    | 72,810.07                 |
| 07000001                | 26                     | ALQUILERES                               |        |                          |                       | 89,784.97     | 470,000.00    | 559,784.97    | 21,000.00          | 0.00                | 4,500.00      | 4,500.00     | 25,500.00                    | 534,284.97                |
| 07000001                | 29                     | OTROS SERVICIOS NO PERSONALES            |        |                          |                       | 897,849.71    | -300,000.00   | 597,849.71    | 140,022.35         | 64,123.40           | 69,894.40     | 64,123.40    | 209,916.75                   | 387,932.96                |

**AYUNTAMIENTO DEL DISTRITO NACIONAL****EJECUCIÓN PRESUPUESTARIA DEL GASTO****CORRESPONDIENTE AL MES DE Abril DEL AÑO 2008****CODIGO INSTITUCION 7001**

| Estructura Programática | Clasificador del Gasto | Denominación                             | Funció | Fuente de Financiamiento | Organismo Financiador | Presupuesto   |                |               | Acumulado Anterior | Ejecución del Gasto |              |              |                              | Balance Disponible (9-14) |
|-------------------------|------------------------|------------------------------------------|--------|--------------------------|-----------------------|---------------|----------------|---------------|--------------------|---------------------|--------------|--------------|------------------------------|---------------------------|
|                         |                        |                                          |        |                          |                       | Original      | Variación      | Actual        |                    | Compromiso          | Devengado    | Pagado       | Devengado a la fecha (10+12) |                           |
| 1                       | 2                      | 3                                        | 4      | 5                        | 6                     | 7             | 8              | 9             | 10                 | 11                  | 12           | 13           | 14                           | 15                        |
| 07000001                | 31                     | ALIMENTOS Y PRODUCTOS AGROFORESTALES     |        |                          |                       | 67,338.73     | 1,040,000.00   | 1,107,338.73  | 40,600.00          | 0.00                | 0.00         | 0.00         | 40,600.00                    | 1,066,738.73              |
| 07000001                | 32                     | TEXTILES Y VESTUARIO                     |        |                          |                       | 157,123.70    | 100,000.00     | 257,123.70    | 69,600.00          | 69,600.00           | 0.00         |              | 69,600.00                    | 187,523.70                |
| 07000001                | 33                     | PRODUCTOS DE PAPEL, CARTON E IMPRESOS    |        |                          |                       | 448,924.85    | 0.00           | 448,924.85    | 9,161.10           | 0.00                | 0.00         | 0.00         | 9,161.10                     | 439,763.75                |
| 07000001                | 34                     | COMBUSTIBLE, LUBRICANTES, PRODUCTOS QUIM |        |                          |                       | 700,299.43    | -62,000.00     | 638,299.43    | 13,829.98          | 0.00                | 48,929.50    | 0.00         | 62,759.48                    | 575,539.95                |
| 07000001                | 35                     | PRODUCTOS DE CUERO, CAUCHO Y PLASTICO    |        |                          |                       | 44,892.49     | 0.00           | 44,892.49     | 0.00               |                     | 0.00         |              | 0.00                         | 44,892.49                 |
| 07000001                | 36                     | PRODUCTOS DE MINERALES METALICOS Y NO MI |        |                          |                       | 44,892.49     | 0.00           | 44,892.49     | 0.00               |                     | 6,728.00     |              | 6,728.00                     | 38,164.49                 |
| 07000001                | 39                     | PRODUCTOS Y UTILES VARIOS                |        |                          |                       | 875,403.47    | 575,000.00     | 1,450,403.47  | 162,611.36         | 0.00                | 16,634.40    | 0.00         | 179,245.76                   | 1,271,157.71              |
| 07000001                | 42                     | TRANSFERENCIA CORRIENTES AL SECTOR PRIV. |        |                          |                       | 74,521,525.92 | -8,215,000.00  | 66,306,525.92 | 12,224,581.09      | 107,161.18          | 3,828,674.37 | 3,874,526.58 | 16,053,255.46                | 50,253,270.46             |
| 07000001                | 61                     | MAQUINARIA Y EQUIPO                      |        |                          |                       | 987,634.68    | 0.00           | 987,634.68    | 101,106.40         | 0.00                | 23,995.00    | 0.00         | 125,101.40                   | 862,533.28                |
| 07000001                | 63                     | CONSTRUCCIONES Y MEJORAS                 |        |                          |                       | 0.00          | 2,500,000.00   | 2,500,000.00  | 0.00               | 0.00                | 0.00         | 0.00         | 0.00                         | 2,500,000.00              |
| 07000002                | 11                     | Sueldos para Cargos Fijos                |        |                          |                       | 0.00          | 700,000.00     | 700,000.00    | 0.00               |                     | 0.00         | 0.00         | 0.00                         | 700,000.00                |
| 07000002                | 18                     | GRATIFICACIONES Y BONIFICACIONES         |        |                          |                       | 0.00          | 193,500.00     | 193,500.00    |                    |                     |              |              |                              | 193,500.00                |
| 07000002                | 19                     | CONTRIBUCIONES A LA SEGURIDAD SOCIAL     |        |                          |                       | 0.00          | 93,250.00      | 93,250.00     | 0.00               |                     | 0.00         | 0.00         | 0.00                         | 93,250.00                 |
| 07000002                | 24                     | VIATICOS                                 |        |                          |                       | 0.00          | 170,000.00     | 170,000.00    |                    |                     |              |              |                              | 170,000.00                |
| 07000002                | 29                     | OTROS SERVICIOS NO PERSONALES            |        |                          |                       | 5,800,000.00  | -5,700,000.00  | 100,000.00    |                    |                     |              |              |                              | 100,000.00                |
| 07000002                | 33                     | PRODUCTOS DE PAPEL, CARTON E IMPRESOS    |        |                          |                       | 0.00          | 450,000.00     | 450,000.00    |                    |                     |              |              |                              | 450,000.00                |
| 07000002                | 34                     | COMBUSTIBLE, LUBRICANTES, PRODUCTOS QUIM |        |                          |                       | 0.00          | 90,000.00      | 90,000.00     |                    |                     |              |              |                              | 90,000.00                 |
| 07000002                | 35                     | PRODUCTOS DE CUERO, CAUCHO Y PLASTICO    |        |                          |                       | 0.00          | 400,000.00     | 400,000.00    |                    |                     |              |              |                              | 400,000.00                |
| 07000002                | 39                     | PRODUCTOS Y UTILES VARIOS                |        |                          |                       | 0.00          | 700,000.00     | 700,000.00    |                    |                     |              |              |                              | 700,000.00                |
| 07000002                | 61                     | MAQUINARIA Y EQUIPO                      |        |                          |                       | 0.00          | 2,903,250.00   | 2,903,250.00  |                    |                     |              |              |                              | 2,903,250.00              |
| 08000001                | 11                     | Sueldos para Cargos Fijos                |        |                          |                       | 19,267,364.18 | 10,000,000.00  | 29,267,364.18 | 7,184,448.44       |                     | 2,419,581.45 | 2,419,581.45 | 9,604,029.89                 | 19,663,334.29             |
| 08000001                | 12                     | SUELDOS PERSONAL TEMPORERO               |        |                          |                       | 684,331.22    | 1,700,000.00   | 2,384,331.22  | 320,000.00         |                     | 310,000.00   | 200,000.00   | 630,000.00                   | 1,754,331.22              |
| 08000001                | 15                     | HONORARIOS                               |        |                          |                       | 0.00          | 65,000.00      | 65,000.00     | 0.00               | 0.00                | 0.00         | 0.00         | 0.00                         | 65,000.00                 |
| 08000001                | 18                     | GRATIFICACIONES Y BONIFICACIONES         |        |                          |                       | 1,662,641.28  | 0.00           | 1,662,641.28  |                    |                     |              |              |                              | 1,662,641.28              |
| 08000001                | 19                     | CONTRIBUCIONES A LA SEGURIDAD SOCIAL     |        |                          |                       | 0.00          | 4,267,839.00   | 4,267,839.00  | 1,017,087.69       |                     | 380,796.19   | 365,077.19   | 1,397,883.88                 | 2,869,955.12              |
| 08000001                | 21                     | SERVICIOS DE COMUNICACIONES              |        |                          |                       | 75,000.00     | 0.00           | 75,000.00     |                    |                     |              |              |                              | 75,000.00                 |
| 08000001                | 23                     | PUBLICIDAD, IMPRESION Y ENCUADERNACION   |        |                          |                       | 474,387.94    | -100,000.00    | 374,387.94    | 0.00               | 0.00                | 146,299.20   | 0.00         | 146,299.20                   | 228,088.74                |
| 08000001                | 24                     | VIATICOS                                 |        |                          |                       | 282,517.25    | 120,000.00     | 402,517.25    | 0.00               | 0.00                | 0.00         | 0.00         | 0.00                         | 402,517.25                |
| 08000001                | 25                     | TRANSPORTE Y ALMACENAJE                  |        |                          |                       | 207,517.25    | 0.00           | 207,517.25    | 0.00               | 34,800.00           | 34,800.00    | 34,800.00    | 34,800.00                    | 172,717.25                |
| 08000001                | 26                     | ALQUILERES                               |        |                          |                       | 1,044,034.50  | -765,000.00    | 279,034.50    | 0.00               | 25,014.00           | 25,014.00    | 25,014.00    | 25,014.00                    | 254,020.50                |
| 08000001                | 28                     | CONSERVACION,REPARACIONES MENORES Y CC   |        |                          |                       | 31,258.63     | 0.00           | 31,258.63     | 0.00               |                     | 0.00         |              | 0.00                         | 31,258.63                 |
| 08000001                | 29                     | OTROS SERVICIOS NO PERSONALES            |        |                          |                       | 54,915,382.30 | -13,340,000.00 | 41,575,382.30 | 8,331,118.88       | 1,382,637.97        | 2,129,327.97 | 1,382,637.97 | 10,460,446.85                | 31,114,935.45             |
| 08000001                | 31                     | ALIMENTOS Y PRODUCTOS AGROFORESTALES     |        |                          |                       | 317,884.49    | 1,200,000.00   | 1,517,884.49  | 203,977.88         | 142,271.10          | 208,739.10   | 142,271.10   | 412,716.98                   | 1,105,167.51              |

## AYUNTAMIENTO DEL DISTRITO NACIONAL

### EJECUCIÓN PRESUPUESTARIA DEL GASTO

CORRESPONDIENTE AL MES DE Abril DEL AÑO 2008

CODIGO INSTITUCION 7001

| Estructura Programática<br>1 | Clasificador del Gasto<br>2 | Denominación<br>3                        | Funció<br>4 | Fuente de Finacia-<br>miento<br>5 | Organismo<br>Financiador<br>6 | Presupuesto      |                |                  | Acumulado<br>Anterior<br>10 | Ejecución del Gasto |                 |                |                                          | Balance<br>Disponibile<br>(9-14)<br>15 |
|------------------------------|-----------------------------|------------------------------------------|-------------|-----------------------------------|-------------------------------|------------------|----------------|------------------|-----------------------------|---------------------|-----------------|----------------|------------------------------------------|----------------------------------------|
|                              |                             |                                          |             |                                   |                               | Original<br>7    | Variación<br>8 | Actual<br>9      |                             | Compromiso<br>11    | Devengado<br>12 | Pagado<br>13   | Devengado<br>a la fecha<br>(10+12)<br>14 |                                        |
| 08000001                     | 32                          | TEXTILES Y VESTUARIO                     |             |                                   |                               | 81,905.19        | -25,000.00     | 56,905.19        | 0.00                        | 0.00                | 24,360.00       | 0.00           | 24,360.00                                | 32,545.19                              |
| 08000001                     | 33                          | PRODUCTOS DE PAPEL, CARTON E IMPRESOS    |             |                                   |                               | 9,066,258.63     | 0.00           | 9,066,258.63     | 2,188.41                    | 0.00                | 37,990.00       | 0.00           | 40,178.41                                | 9,026,080.22                           |
| 08000001                     | 34                          | COMBUSTIBLE, LUBRICANTES, PRODUCTOS QUIM |             |                                   |                               | 3,325,902.51     | -24,701.00     | 3,301,201.51     | 89,651.99                   | 29,810.00           | 13,959.00       | 29,810.00      | 103,610.99                               | 3,197,590.52                           |
| 08000001                     | 35                          | PRODUCTOS DE CUERO, CAUCHO Y PLASTICO    |             |                                   |                               | 66,258.63        | 0.00           | 66,258.63        | 30,740.00                   | 0.00                | 3,248.00        | 0.00           | 33,988.00                                | 32,270.63                              |
| 08000001                     | 36                          | PRODUCTOS DE MINERALES METALICOS Y NO MI |             |                                   |                               | 54,387.94        | 0.00           | 54,387.94        | 0.00                        |                     | 0.00            |                | 0.00                                     | 54,387.94                              |
| 08000001                     | 39                          | PRODUCTOS Y UTILES VARIOS                |             |                                   |                               | 418,669.06       | -100,000.00    | 318,669.06       | 46,802.06                   | 0.00                | 9,364.00        | 4,100.60       | 56,166.06                                | 262,503.00                             |
| 08000001                     | 42                          | TRANSFERENCIA CORRIENTES AL SECTOR PRIV. |             |                                   |                               | 787,758.76       | 0.00           | 787,758.76       | 297,211.17                  | 0.00                | 0.00            | 0.00           | 297,211.17                               | 490,547.59                             |
| 08000001                     | 61                          | MAQUINARIA Y EQUIPO                      |             |                                   |                               | 1,192,655.26     | 0.00           | 1,192,655.26     | 7,679.20                    | 0.00                | 8,033.00        | 7,679.20       | 15,712.20                                | 1,176,943.06                           |
| <b>TOTAL RD\$</b>            |                             |                                          |             |                                   |                               | 4,109,604,704.00 | 46,296,168.00  | 4,155,900,872.00 | 638,822,316.70              | 119,349,496.84      | 313,334,589.46  | 263,707,793.05 | 952,156,906.16                           | 3,203,743,965.84                       |

Preparado Por \_\_\_\_\_

Revisado Por \_\_\_\_\_

Aprobado Por \_\_\_\_\_

# AYUNTAMIENTO DEL DISTRITO NACIONAL

## EJECUCIÓN PRESUPUESTARIA DEL GASTO

CORRESPONDIENTE AL MES DE Mayo DEL AÑO 2008

CODIGO INSTITUCION 7001

| Estructura Programática | Clasificador del Gasto | Denominación                             | Funció | Fuente de Financiamiento | Organismo Financiador | Presupuesto   |               |               | Acumulado Anterior | Ejecución del Gasto |              |              |                              | Balance Disponible (9-14) |
|-------------------------|------------------------|------------------------------------------|--------|--------------------------|-----------------------|---------------|---------------|---------------|--------------------|---------------------|--------------|--------------|------------------------------|---------------------------|
|                         |                        |                                          |        |                          |                       | Original      | Variación     | Actual        |                    | Compromiso          | Devengado    | Pagado       | Devengado a la fecha (10+12) |                           |
| 1                       | 2                      | 3                                        | 4      | 5                        | 6                     | 7             | 8             | 9             | 10                 | 11                  | 12           | 13           | 14                           | 15                        |
| 01000001                | 11                     | Sueldos para Cargos Fijos                |        |                          |                       | 52,165,500.00 | -89,617.00    | 52,075,883.00 | 17,100,573.71      |                     | 4,424,379.52 | 4,424,379.52 | 21,524,953.23                | 30,550,929.77             |
| 01000001                | 16                     | DIETAS Y GASTOS DE REPRESENTACION        |        |                          |                       | 12,725,000.00 | 0.00          | 12,725,000.00 | 3,856,232.85       | 39,000.00           | 1,003,232.85 | 1,003,232.85 | 4,859,465.70                 | 7,865,534.30              |
| 01000001                | 18                     | GRATIFICACIONES Y BONIFICACIONES         |        |                          |                       | 4,347,125.00  | 0.00          | 4,347,125.00  |                    |                     |              |              |                              | 4,347,125.00              |
| 01000001                | 19                     | CONTRIBUCIONES A LA SEGURIDAD SOCIAL     |        |                          |                       | 0.00          | 6,730,332.00  | 6,730,332.00  | 2,368,581.75       |                     | 616,601.90   | 616,601.90   | 2,985,183.65                 | 3,745,148.35              |
| 01000001                | 21                     | SERVICIOS DE COMUNICACIONES              |        |                          |                       | 2,000,000.00  | 350,000.00    | 2,350,000.00  | 363,957.51         | 0.00                | 0.00         | 0.00         | 363,957.51                   | 1,986,042.49              |
| 01000001                | 22                     | SERVICIOS BASICOS                        |        |                          |                       | 75,000.00     | 0.00          | 75,000.00     | 15,000.00          | 0.00                | 0.00         | 0.00         | 15,000.00                    | 60,000.00                 |
| 01000001                | 23                     | PUBLICIDAD, IMPRESION Y ENCUADERNACION   |        |                          |                       | 2,500,000.00  | -1,100,000.00 | 1,400,000.00  | 0.00               | 0.00                | 0.00         | 0.00         | 0.00                         | 1,400,000.00              |
| 01000001                | 24                     | VIATICOS                                 |        |                          |                       | 21,800,000.00 | -2,200,000.00 | 19,600,000.00 | 5,971,636.00       | 0.00                | 1,485,000.00 | 1,485,000.00 | 7,456,636.00                 | 12,143,364.00             |
| 01000001                | 25                     | TRANSPORTE Y ALMACENAJE                  |        |                          |                       | 1,000,000.00  | 0.00          | 1,000,000.00  | 104,658.00         | 30,469.69           | 30,469.69    | 30,469.69    | 135,127.69                   | 864,872.31                |
| 01000001                | 26                     | ALQUILERES                               |        |                          |                       | 35,000.00     | 0.00          | 35,000.00     |                    |                     |              |              |                              | 35,000.00                 |
| 01000001                | 27                     | SEGUROS                                  |        |                          |                       | 100,000.00    | 0.00          | 100,000.00    |                    |                     |              |              |                              | 100,000.00                |
| 01000001                | 28                     | CONSERVACION,REPARACIONES MENORES Y CC   |        |                          |                       | 150,000.00    | -100,000.00   | 50,000.00     | 6,890.40           |                     | 0.00         |              | 6,890.40                     | 43,109.60                 |
| 01000001                | 29                     | OTROS SERVICIOS NO PERSONALES            |        |                          |                       | 2,500,000.00  | -1,250,000.00 | 1,250,000.00  | 149,521.04         | 24,487.44           | 23,481.44    | 24,487.44    | 173,002.48                   | 1,076,997.52              |
| 01000001                | 31                     | ALIMENTOS Y PRODUCTOS AGROFORESTALES     |        |                          |                       | 3,250,000.00  | 0.00          | 3,250,000.00  | 462,742.92         | 0.00                | 29,500.00    | 0.00         | 492,242.92                   | 2,757,757.08              |
| 01000001                | 32                     | TEXTILES Y VESTUARIO                     |        |                          |                       | 300,000.00    | 0.00          | 300,000.00    | 218,388.92         | 0.00                | 0.00         | 0.00         | 218,388.92                   | 81,611.08                 |
| 01000001                | 33                     | PRODUCTOS DE PAPEL, CARTON E IMPRESOS    |        |                          |                       | 300,000.00    | 200,000.00    | 500,000.00    | 277,248.00         | 0.00                | 0.00         | 0.00         | 277,248.00                   | 222,752.00                |
| 01000001                | 34                     | COMBUSTIBLE, LUBRICANTES, PRODUCTOS QUIM |        |                          |                       | 2,400,000.00  | 1,800,000.00  | 4,200,000.00  | 926,760.08         | 715,600.15          | 350,000.00   | 715,600.15   | 1,276,760.08                 | 2,923,239.92              |
| 01000001                | 35                     | PRODUCTOS DE CUERO, CAUCHO Y PLASTICO    |        |                          |                       | 2,000,000.00  | -400,000.00   | 1,600,000.00  | 66,468.00          | 64,032.00           | 0.00         | 64,032.00    | 66,468.00                    | 1,533,532.00              |
| 01000001                | 36                     | PRODUCTOS DE MINERALES METALICOS Y NO MI |        |                          |                       | 50,000.00     | 250,000.00    | 300,000.00    | 46,588.49          | 0.00                | 0.00         | 0.00         | 46,588.49                    | 253,411.51                |
| 01000001                | 39                     | PRODUCTOS Y UTILES VARIOS                |        |                          |                       | 250,000.00    | 200,000.00    | 450,000.00    | 166,977.45         | 0.00                | 0.00         | 0.00         | 166,977.45                   | 283,022.55                |
| 01000001                | 42                     | TRANSFERENCIA CORRIENTES AL SECTOR PRIV. |        |                          |                       | 1,700,000.00  | 2,339,617.00  | 4,039,617.00  | 190,352.44         | 39,000.52           | 64,750.52    | 39,000.52    | 255,102.96                   | 3,784,514.04              |
| 01000001                | 61                     | MAQUINARIA Y EQUIPO                      |        |                          |                       | 7,300,000.00  | 0.00          | 7,300,000.00  | 1,790,146.80       | 0.00                | 0.00         | 0.00         | 1,790,146.80                 | 5,509,853.20              |
| 01000001                | 63                     | CONSTRUCCIONES Y MEJORAS                 |        |                          |                       | 7,000,000.00  | 0.00          | 7,000,000.00  |                    |                     |              |              |                              | 7,000,000.00              |
| 01000001                | 87                     | DISMINUCION DE PASIVO CON PROVEEDORES    |        |                          |                       | 4,000,000.00  | 0.00          | 4,000,000.00  | 73,119.00          | 0.00                | 0.00         | 0.00         | 73,119.00                    | 3,926,881.00              |
| 02000001                | 11                     | Sueldos para Cargos Fijos                |        |                          |                       | 28,969,300.00 | -1,466,700.00 | 27,502,600.00 | 8,030,623.09       |                     | 1,944,599.20 | 1,944,599.20 | 9,975,222.29                 | 17,527,377.71             |
| 02000001                | 15                     | HONORARIOS                               |        |                          |                       | 45,000.00     | 100,000.00    | 145,000.00    | 0.00               | 0.00                | 0.00         | 0.00         | 0.00                         | 145,000.00                |
| 02000001                | 18                     | GRATIFICACIONES Y BONIFICACIONES         |        |                          |                       | 2,739,117.00  | 0.00          | 2,739,117.00  |                    |                     |              |              |                              | 2,739,117.00              |
| 02000001                | 19                     | CONTRIBUCIONES A LA SEGURIDAD SOCIAL     |        |                          |                       | 0.00          | 3,776,293.00  | 3,776,293.00  | 931,779.15         |                     | 227,267.69   | 227,267.69   | 1,159,046.84                 | 2,617,246.16              |
| 02000001                | 21                     | SERVICIOS DE COMUNICACIONES              |        |                          |                       | 100,000.00    | 0.00          | 100,000.00    |                    |                     |              |              |                              | 100,000.00                |
| 02000001                | 23                     | PUBLICIDAD, IMPRESION Y ENCUADERNACION   |        |                          |                       | 275,000.00    | 900,000.00    | 1,175,000.00  | 0.00               | 0.00                | 0.00         | 0.00         | 0.00                         | 1,175,000.00              |
| 02000001                | 24                     | VIATICOS                                 |        |                          |                       | 2,760,000.00  | 0.00          | 2,760,000.00  | 198,118.00         | 83,501.28           | 83,501.28    | 83,501.28    | 281,619.28                   | 2,478,380.72              |
| 02000001                | 25                     | TRANSPORTE Y ALMACENAJE                  |        |                          |                       | 2,535,000.00  | 0.00          | 2,535,000.00  | 507,371.00         | 0.00                | 92,079.00    | 0.00         | 599,450.00                   | 1,935,550.00              |
| 02000001                | 26                     | ALQUILERES                               |        |                          |                       | 1,030,000.00  | 145,000.00    | 1,175,000.00  | 491,421.90         | 50,608.07           | 0.00         | 50,608.07    | 491,421.90                   | 683,578.10                |

**AYUNTAMIENTO DEL DISTRITO NACIONAL****EJECUCIÓN PRESUPUESTARIA DEL GASTO****CORRESPONDIENTE AL MES DE Mayo DEL AÑO 2008****CODIGO INSTITUCION 7001**

| Estructura Programática | Clasificador del Gasto | Denominación                             | Funció | Fuente de Financiamiento | Organismo Financiador | Presupuesto   |               |               | Acumulado Anterior | Ejecución del Gasto |              |              |                              | Balance Disponible (9-14) |
|-------------------------|------------------------|------------------------------------------|--------|--------------------------|-----------------------|---------------|---------------|---------------|--------------------|---------------------|--------------|--------------|------------------------------|---------------------------|
|                         |                        |                                          |        |                          |                       | Original      | Variación     | Actual        |                    | Compromiso          | Devengado    | Pagado       | Devengado a la fecha (10+12) |                           |
| 1                       | 2                      | 3                                        | 4      | 5                        | 6                     | 7             | 8             | 9             | 10                 | 11                  | 12           | 13           | 14                           | 15                        |
| 02000001                | 27                     | SEGUROS                                  |        |                          |                       | 23,670.00     | 0.00          | 23,670.00     | 23,670.00          | 0.00                | 0.00         | 0.00         | 23,670.00                    | 0.00                      |
| 02000001                | 28                     | CONSERVACION,REPARACIONES MENORES Y CC   |        |                          |                       | 250,000.00    | -200,000.00   | 50,000.00     | 14,578.13          | 0.00                | 5,278.00     | 0.00         | 19,856.13                    | 30,143.87                 |
| 02000001                | 29                     | OTROS SERVICIOS NO PERSONALES            |        |                          |                       | 3,120,000.00  | 300,000.00    | 3,420,000.00  | 1,541,033.59       | 219,818.30          | 373,731.80   | 219,818.30   | 1,914,765.39                 | 1,505,234.61              |
| 02000001                | 31                     | ALIMENTOS Y PRODUCTOS AGROFORESTALES     |        |                          |                       | 2,675,000.00  | -115,000.00   | 2,560,000.00  | 319,536.88         | 36,221.00           | 328,354.64   | 1,421.00     | 647,891.52                   | 1,912,108.48              |
| 02000001                | 32                     | TEXTILES Y VESTUARIO                     |        |                          |                       | 615,000.00    | 10,000.00     | 625,000.00    | 41,686.18          | 0.00                | 0.00         | 0.00         | 41,686.18                    | 583,313.82                |
| 02000001                | 33                     | PRODUCTOS DE PAPEL, CARTON E IMPRESOS    |        |                          |                       | 480,000.00    | 60,000.00     | 540,000.00    | 142,716.60         | 0.00                | 28,768.00    | 0.00         | 171,484.60                   | 368,515.40                |
| 02000001                | 34                     | COMBUSTIBLE, LUBRICANTES, PRODUCTOS QUIM |        |                          |                       | 2,929,824.00  | -1,862,885.68 | 1,066,938.32  | 100,000.00         | 25,000.00           | 40,858.00    | 9,142.00     | 140,858.00                   | 926,080.32                |
| 02000001                | 35                     | PRODUCTOS DE CUERO, CAUCHO Y PLASTICO    |        |                          |                       | 45,000.00     | 100,000.00    | 145,000.00    | 0.00               | 0.00                | 64,032.00    | 0.00         | 64,032.00                    | 80,968.00                 |
| 02000001                | 36                     | PRODUCTOS DE MINERALES METALICOS Y NO MI |        |                          |                       | 905,000.00    | 0.00          | 905,000.00    | 273,157.75         | 0.00                | 0.00         | 0.00         | 273,157.75                   | 631,842.25                |
| 02000001                | 39                     | PRODUCTOS Y UTILES VARIOS                |        |                          |                       | 2,790,000.00  | -1,400,000.00 | 1,390,000.00  | 111,561.80         | 0.00                | 19,817.60    | 0.00         | 131,379.40                   | 1,258,620.60              |
| 02000001                | 42                     | TRANSFERENCIA CORRIENTES AL SECTOR PRIV, |        |                          |                       | 1,500,000.00  | 50,000.00     | 1,550,000.00  | 245,000.00         | 5,000.00            | 5,000.00     | 5,000.00     | 250,000.00                   | 1,300,000.00              |
| 02000001                | 61                     | MAQUINARIA Y EQUIPO                      |        |                          |                       | 2,505,000.00  | 1,960,000.00  | 4,465,000.00  | 588,466.21         | 316,187.00          | 0.00         | 316,187.00   | 588,466.21                   | 3,876,533.79              |
| 02000001                | 63                     | CONSTRUCCIONES Y MEJORAS                 |        |                          |                       | 0.00          | 416,700.00    | 416,700.00    |                    |                     |              |              |                              | 416,700.00                |
| 0200000101              | 11                     | Sueldos para Cargos Fijos                |        |                          |                       | 30,122,205.66 | 0.00          | 30,122,205.66 | 7,063,320.93       |                     | 1,783,748.36 | 1,783,748.36 | 8,847,069.29                 | 21,275,136.37             |
| 0200000101              | 12                     | SUELDOS PERSONAL TEMPORERO               |        |                          |                       | 1,686,432.47  | 0.00          | 1,686,432.47  |                    |                     |              |              |                              | 1,686,432.47              |
| 0200000101              | 15                     | HONORARIOS                               |        |                          |                       | 715,000.00    | 0.00          | 715,000.00    |                    |                     |              |              |                              | 715,000.00                |
| 0200000101              | 18                     | GRATIFICACIONES Y BONIFICACIONES         |        |                          |                       | 609,168.00    | 0.00          | 609,168.00    |                    |                     |              |              |                              | 609,168.00                |
| 0200000101              | 19                     | CONTRIBUCIONES A LA SEGURIDAD SOCIAL     |        |                          |                       | 0.00          | 3,891,213.00  | 3,891,213.00  | 863,629.23         |                     | 218,718.64   | 218,718.64   | 1,082,347.87                 | 2,808,865.13              |
| 0200000101              | 23                     | PUBLICIDAD, IMPRESION Y ENCUADERNACION   |        |                          |                       | 1,898,227.99  | 0.00          | 1,898,227.99  | 80,551.00          | 80,551.00           | 0.00         | 80,551.00    | 80,551.00                    | 1,817,676.99              |
| 0200000101              | 24                     | VIATICOS                                 |        |                          |                       | 1,712,208.10  | 0.00          | 1,712,208.10  | 92,005.47          | 0.00                | 0.00         | 0.00         | 92,005.47                    | 1,620,202.63              |
| 0200000101              | 25                     | TRANSPORTE Y ALMACENAJE                  |        |                          |                       | 859,188.61    | 0.00          | 859,188.61    | 0.00               | 0.00                | 0.00         | 0.00         | 0.00                         | 859,188.61                |
| 0200000101              | 26                     | ALQUILERES                               |        |                          |                       | 1,443,274.63  | 0.00          | 1,443,274.63  | 129,992.00         | 0.00                | 18,392.95    | 0.00         | 148,384.95                   | 1,294,889.68              |
| 0200000101              | 28                     | CONSERVACION,REPARACIONES MENORES Y CC   |        |                          |                       | 199,626.95    | 0.00          | 199,626.95    |                    |                     |              |              |                              | 199,626.95                |
| 0200000101              | 29                     | OTROS SERVICIOS NO PERSONALES            |        |                          |                       | 4,097,726.73  | -600,000.00   | 3,497,726.73  | 670,201.86         | 73,200.00           | 1,102.00     | 50,000.00    | 671,303.86                   | 2,826,422.87              |
| 0200000101              | 31                     | ALIMENTOS Y PRODUCTOS AGROFORESTALES     |        |                          |                       | 1,732,528.52  | -100,000.00   | 1,632,528.52  | 115,872.47         | 15,775.20           | 0.00         | 15,775.20    | 115,872.47                   | 1,516,656.05              |
| 0200000101              | 32                     | TEXTILES Y VESTUARIO                     |        |                          |                       | 539,076.69    | 0.00          | 539,076.69    | 118,600.00         | 0.00                | 0.00         | 0.00         | 118,600.00                   | 420,476.69                |
| 0200000101              | 33                     | PRODUCTOS DE PAPEL, CARTON E IMPRESOS    |        |                          |                       | 1,248,134.73  | 0.00          | 1,248,134.73  | 138,413.02         | 0.00                | 0.00         | 0.00         | 138,413.02                   | 1,109,721.71              |
| 0200000101              | 34                     | COMBUSTIBLE, LUBRICANTES, PRODUCTOS QUIM |        |                          |                       | 904,834.84    | -293,400.10   | 611,434.74    | 10,904.00          | 0.00                | 1,000.00     | -1,000.00    | 11,904.00                    | 599,530.74                |
| 0200000101              | 36                     | PRODUCTOS DE MINERALES METALICOS Y NO MI |        |                          |                       | 429,347.16    | 0.00          | 429,347.16    | 13,387.31          | 0.00                | 232.00       | 0.00         | 13,619.31                    | 415,727.85                |
| 0200000101              | 39                     | PRODUCTOS Y UTILES VARIOS                |        |                          |                       | 1,148,134.73  | -150,000.00   | 998,134.73    | 176,474.18         | 0.00                | 8,816.00     | 0.00         | 185,290.18                   | 812,844.55                |
| 0200000101              | 42                     | TRANSFERENCIA CORRIENTES AL SECTOR PRIV, |        |                          |                       | 0.00          | 400,000.00    | 400,000.00    | 0.00               | 0.00                | 72,000.00    | 0.00         | 72,000.00                    | 328,000.00                |
| 0200000101              | 61                     | MAQUINARIA Y EQUIPO                      |        |                          |                       | 2,271,829.04  | 500,000.00    | 2,771,829.04  | 405,932.40         | 0.00                | 7,679.20     | 0.00         | 413,611.60                   | 2,358,217.44              |
| 0200000101              | 63                     | CONSTRUCCIONES Y MEJORAS                 |        |                          |                       | 8,797,575.15  | -500,000.00   | 8,297,575.15  | 123,455.90         |                     | 0.00         |              | 123,455.90                   | 8,174,119.25              |



# AYUNTAMIENTO DEL DISTRITO NACIONAL

## EJECUCIÓN PRESUPUESTARIA DEL GASTO

CORRESPONDIENTE AL MES DE Mayo DEL AÑO 2008

CODIGO INSTITUCION 7001

| Estructura Programática | Clasificador del Gasto | Denominación                             | Funció | Fuente de Financiamiento | Organismo Financiador | Presupuesto   |               |               | Acumulado Anterior | Ejecución del Gasto |            |            |                              | Balance Disponible (9-14) |
|-------------------------|------------------------|------------------------------------------|--------|--------------------------|-----------------------|---------------|---------------|---------------|--------------------|---------------------|------------|------------|------------------------------|---------------------------|
|                         |                        |                                          |        |                          |                       | Original      | Variación     | Actual        |                    | Compromiso          | Devengado  | Pagado     | Devengado a la fecha (10+12) |                           |
| 1                       | 2                      | 3                                        | 4      | 5                        | 6                     | 7             | 8             | 9             | 10                 | 11                  | 12         | 13         | 14                           | 15                        |
| 0200000102              | 11                     | Sueldos para Cargos Fijos                |        |                          |                       | 15,500,028.00 | -2,280,257.00 | 13,219,771.00 | 2,726,276.81       |                     | 662,295.31 | 662,295.31 | 3,388,572.12                 | 9,831,198.88              |
| 0200000102              | 13                     | SOBRESUELDOS                             |        |                          |                       | 5,500,000.00  | -1,500,000.00 | 4,000,000.00  | 157,123.53         | 827,876.70          | 794,147.67 | 0.00       | 951,271.20                   | 3,048,728.80              |
| 0200000102              | 15                     | HONORARIOS                               |        |                          |                       | 2,000,000.00  | -1,000,000.00 | 1,000,000.00  |                    |                     |            |            |                              | 1,000,000.00              |
| 0200000102              | 18                     | GRATIFICACIONES Y BONIFICACIONES         |        |                          |                       | 1,291,669.00  | 0.00          | 1,291,669.00  |                    |                     |            |            |                              | 1,291,669.00              |
| 0200000102              | 19                     | CONTRIBUCIONES A LA SEGURIDAD SOCIAL     |        |                          |                       | 0.00          | 1,999,795.00  | 1,999,795.00  | 358,483.09         |                     | 87,803.14  | 87,803.14  | 446,286.23                   | 1,553,508.77              |
| 0200000102              | 21                     | SERVICIOS DE COMUNICACIONES              |        |                          |                       | 100,000.00    | 0.00          | 100,000.00    |                    |                     |            |            |                              | 100,000.00                |
| 0200000102              | 23                     | PUBLICIDAD, IMPRESION Y ENCUADERNACION   |        |                          |                       | 40,000.00     | -15,000.00    | 25,000.00     |                    |                     |            |            |                              | 25,000.00                 |
| 0200000102              | 24                     | VIATICOS                                 |        |                          |                       | 350,000.00    | 100,000.00    | 450,000.00    | 77,113.80          | 0.00                | 0.00       | 0.00       | 77,113.80                    | 372,886.20                |
| 0200000102              | 25                     | TRANSPORTE Y ALMACENAJE                  |        |                          |                       | 250,000.00    | -150,000.00   | 100,000.00    |                    |                     |            |            |                              | 100,000.00                |
| 0200000102              | 26                     | ALQUILERES                               |        |                          |                       | 50,000.00     | -40,000.00    | 10,000.00     |                    |                     |            |            |                              | 10,000.00                 |
| 0200000102              | 29                     | OTROS SERVICIOS NO PERSONALES            |        |                          |                       | 1,900,000.00  | 10,680,257.00 | 12,580,257.00 | 1,744,063.00       | 8,400.00            | 0.00       | 8,400.00   | 1,744,063.00                 | 10,836,194.00             |
| 0200000102              | 31                     | ALIMENTOS Y PRODUCTOS AGROFORESTALES     |        |                          |                       | 75,000.00     | -25,000.00    | 50,000.00     |                    |                     |            |            |                              | 50,000.00                 |
| 0200000102              | 32                     | TEXTILES Y VESTUARIO                     |        |                          |                       | 15,000.00     | 0.00          | 15,000.00     |                    |                     |            |            |                              | 15,000.00                 |
| 0200000102              | 33                     | PRODUCTOS DE PAPEL, CARTON E IMPRESOS    |        |                          |                       | 325,000.00    | 0.00          | 325,000.00    | 6,090.00           | 0.00                | 0.00       | 0.00       | 6,090.00                     | 318,910.00                |
| 0200000102              | 34                     | COMBUSTIBLE, LUBRICANTES, PRODUCTOS QUIM |        |                          |                       | 260,000.00    | -40,000.00    | 220,000.00    | 0.00               |                     | 0.00       | 0.00       | 0.00                         | 220,000.00                |
| 0200000102              | 36                     | PRODUCTOS DE MINERALES METALICOS Y NO MI |        |                          |                       | 60,000.00     | -30,000.00    | 30,000.00     |                    |                     |            |            |                              | 30,000.00                 |
| 0200000102              | 39                     | PRODUCTOS Y UTILES VARIOS                |        |                          |                       | 120,000.00    | 40,000.00     | 160,000.00    | 89,309.55          | 0.00                | 0.00       | 0.00       | 89,309.55                    | 70,690.45                 |
| 0200000102              | 42                     | TRANSFERENCIA CORRIENTES AL SECTOR PRIV. |        |                          |                       | 0.00          | 280,000.00    | 280,000.00    | 0.00               | 0.00                | 0.00       | 0.00       | 0.00                         | 280,000.00                |
| 0200000102              | 61                     | MAQUINARIA Y EQUIPO                      |        |                          |                       | 3,000,000.00  | 0.00          | 3,000,000.00  | 15,358.40          | 0.00                | 45,240.00  | 0.00       | 60,598.40                    | 2,939,401.60              |
| 0200000102              | 63                     | CONSTRUCCIONES Y MEJORAS                 |        |                          |                       | 500,000.00    | 0.00          | 500,000.00    |                    |                     |            |            |                              | 500,000.00                |
| 0200000102              | 87                     | DISMINUCION DE PASIVO CON PROVEEDORES    |        |                          |                       | 1,700,000.00  | -1,060,000.00 | 640,000.00    | 684,832.73         | 0.00                | 0.00       | 0.00       | 684,832.73                   | -44,832.73                |
| 0200000103              | 11                     | Sueldos para Cargos Fijos                |        |                          |                       | 3,562,800.00  | 0.00          | 3,562,800.00  | 978,626.08         |                     | 240,109.11 | 240,109.11 | 1,218,735.19                 | 2,344,064.81              |
| 0200000103              | 18                     | GRATIFICACIONES Y BONIFICACIONES         |        |                          |                       | 296,900.00    | 0.00          | 296,900.00    |                    |                     |            |            |                              | 296,900.00                |
| 0200000103              | 19                     | CONTRIBUCIONES A LA SEGURIDAD SOCIAL     |        |                          |                       | 0.00          | 459,668.00    | 459,668.00    | 123,829.56         |                     | 30,957.39  | 30,957.39  | 154,786.95                   | 304,881.05                |
| 0200000103              | 23                     | PUBLICIDAD, IMPRESION Y ENCUADERNACION   |        |                          |                       | 15,000,000.00 | -20,000.00    | 14,980,000.00 | 1,992,084.40       | 587,000.00          | 919,000.00 | 223,000.00 | 2,911,084.40                 | 12,068,915.60             |
| 0200000103              | 24                     | VIATICOS                                 |        |                          |                       | 35,000.00     | 0.00          | 35,000.00     |                    |                     |            |            |                              | 35,000.00                 |
| 0200000103              | 25                     | TRANSPORTE Y ALMACENAJE                  |        |                          |                       | 15,000.00     | 0.00          | 15,000.00     |                    |                     |            |            |                              | 15,000.00                 |
| 0200000103              | 26                     | ALQUILERES                               |        |                          |                       | 30,000.00     | -20,000.00    | 10,000.00     |                    |                     |            |            |                              | 10,000.00                 |
| 0200000103              | 29                     | OTROS SERVICIOS NO PERSONALES            |        |                          |                       | 450,000.00    | 0.00          | 450,000.00    | 74,069.06          | 0.00                | 0.00       | 0.00       | 74,069.06                    | 375,930.94                |
| 0200000103              | 31                     | ALIMENTOS Y PRODUCTOS AGROFORESTALES     |        |                          |                       | 75,000.00     | -50,000.00    | 25,000.00     |                    |                     |            |            |                              | 25,000.00                 |
| 0200000103              | 33                     | PRODUCTOS DE PAPEL, CARTON E IMPRESOS    |        |                          |                       | 80,000.00     | 40,000.00     | 120,000.00    | 71,196.88          | 0.00                | 0.00       | 0.00       | 71,196.88                    | 48,803.12                 |
| 0200000103              | 34                     | COMBUSTIBLE, LUBRICANTES, PRODUCTOS QUIM |        |                          |                       | 246,040.00    | -144,885.40   | 101,154.60    | 0.00               |                     | 0.00       | 0.00       | 0.00                         | 101,154.60                |
| 0200000103              | 35                     | PRODUCTOS DE CUERO, CAUCHO Y PLASTICO    |        |                          |                       | 40,000.00     | -20,000.00    | 20,000.00     |                    |                     |            |            |                              | 20,000.00                 |

# AYUNTAMIENTO DEL DISTRITO NACIONAL

## EJECUCIÓN PRESUPUESTARIA DEL GASTO

CORRESPONDIENTE AL MES DE Mayo DEL AÑO 2008

CODIGO INSTITUCION 7001

| Estructura Programática | Clasificador del Gasto | Denominación                             | Funció | Fuente de Financiamiento | Organismo Financiador | Presupuesto   |                |               | Acumulado Anterior | Ejecución del Gasto |              |              |                              | Balance Disponible (9-14) |
|-------------------------|------------------------|------------------------------------------|--------|--------------------------|-----------------------|---------------|----------------|---------------|--------------------|---------------------|--------------|--------------|------------------------------|---------------------------|
|                         |                        |                                          |        |                          |                       | Original      | Variación      | Actual        |                    | Compromiso          | Devengado    | Pagado       | Devengado a la fecha (10+12) |                           |
| 1                       | 2                      | 3                                        | 4      | 5                        | 6                     | 7             | 8              | 9             | 10                 | 11                  | 12           | 13           | 14                           | 15                        |
| 0200000103              | 36                     | PRODUCTOS DE MINERALES METALICOS Y NO MI |        |                          |                       | 25,000.00     | 0.00           | 25,000.00     | 0.00               |                     | 0.00         |              | 0.00                         | 25,000.00                 |
| 0200000103              | 39                     | PRODUCTOS Y UTILES VARIOS                |        |                          |                       | 50,000.00     | 20,000.00      | 70,000.00     | 48,093.60          | 0.00                | 0.00         | 0.00         | 48,093.60                    | 21,906.40                 |
| 0200000103              | 42                     | TRANSFERENCIA CORRIENTES AL SECTOR PRIV. |        |                          |                       | 60,000.00     | 0.00           | 60,000.00     | 15,000.00          | 5,000.00            | 5,000.00     | 5,000.00     | 20,000.00                    | 40,000.00                 |
| 0200000103              | 61                     | MAQUINARIA Y EQUIPO                      |        |                          |                       | 500,000.00    | 150,000.00     | 650,000.00    | 0.00               |                     | 0.00         |              | 0.00                         | 650,000.00                |
| 02000002                | 11                     | Sueldos para Cargos Fijos                |        |                          |                       | 26,154,163.11 | 8,500,000.00   | 34,654,163.11 | 11,694,720.30      |                     | 3,053,897.42 | 3,053,897.42 | 14,748,617.72                | 19,905,545.39             |
| 02000002                | 12                     | SUELDOS PERSONAL TEMPORERO               |        |                          |                       | 334,541.49    | 0.00           | 334,541.49    |                    |                     |              |              |                              | 334,541.49                |
| 02000002                | 18                     | GRATIFICACIONES Y BONIFICACIONES         |        |                          |                       | 2,207,391.72  | 590,000.00     | 2,797,391.72  |                    |                     |              |              |                              | 2,797,391.72              |
| 02000002                | 19                     | CONTRIBUCIONES A LA SEGURIDAD SOCIAL     |        |                          |                       | 0.00          | 4,528,944.00   | 4,528,944.00  | 1,534,969.95       |                     | 404,390.96   | 404,390.96   | 1,939,360.91                 | 2,589,583.09              |
| 02000002                | 21                     | SERVICIOS DE COMUNICACIONES              |        |                          |                       | 66,907.76     | 0.00           | 66,907.76     |                    |                     |              |              |                              | 66,907.76                 |
| 02000002                | 22                     | SERVICIOS BASICOS                        |        |                          |                       | 1,000,000.00  | -550,000.00    | 450,000.00    | 34,800.00          | 0.00                | 0.00         | 0.00         | 34,800.00                    | 415,200.00                |
| 02000002                | 23                     | PUBLICIDAD, IMPRESION Y ENCUADERNACION   |        |                          |                       | 652,169.86    | 70,000.00      | 722,169.86    | 0.00               |                     | 0.00         |              | 0.00                         | 722,169.86                |
| 02000002                | 24                     | VIATICOS                                 |        |                          |                       | 150,361.64    | 0.00           | 150,361.64    | 0.00               | 0.00                | 0.00         | 0.00         | 0.00                         | 150,361.64                |
| 02000002                | 25                     | TRANSPORTE Y ALMACENAJE                  |        |                          |                       | 63,381.55     | 0.00           | 63,381.55     | 0.00               | 0.00                | 0.00         |              | 0.00                         | 63,381.55                 |
| 02000002                | 26                     | ALQUILERES                               |        |                          |                       | 1,034,538.81  | -350,000.00    | 684,538.81    | 44,250.60          | 3,000.00            | 3,000.00     | 3,000.00     | 47,250.60                    | 637,288.21                |
| 02000002                | 27                     | SEGUROS                                  |        |                          |                       | 2,500,000.00  | 0.00           | 2,500,000.00  | 8,777.33           | 0.00                | 0.00         | 0.00         | 8,777.33                     | 2,491,222.67              |
| 02000002                | 28                     | CONSERVACION,REPARACIONES MENORES Y CC   |        |                          |                       | 1,513,381.55  | -825,000.00    | 688,381.55    | 60,485.88          | 0.00                | 0.00         | 0.00         | 60,485.88                    | 627,895.67                |
| 02000002                | 29                     | OTROS SERVICIOS NO PERSONALES            |        |                          |                       | 3,998,777.71  | 5,862,000.00   | 9,860,777.71  | 2,336,048.99       | 151,066.64          | 669,395.31   | 798,458.24   | 3,005,444.30                 | 6,855,333.41              |
| 02000002                | 31                     | ALIMENTOS Y PRODUCTOS AGROFORESTALES     |        |                          |                       | 110,036.16    | -25,000.00     | 85,036.16     | 10,904.00          | 0.00                | 0.00         | 0.00         | 10,904.00                    | 74,132.16                 |
| 02000002                | 32                     | TEXTILES Y VESTUARIO                     |        |                          |                       | 566,907.76    | -295,000.00    | 271,907.76    | 134,618.00         |                     | 0.00         |              | 134,618.00                   | 137,289.76                |
| 02000002                | 33                     | PRODUCTOS DE PAPEL, CARTON E IMPRESOS    |        |                          |                       | 1,634,538.81  | -267,000.00    | 1,367,538.81  | 491,678.99         | 38,316.36           | 44,232.02    | 38,316.36    | 535,911.02                   | 831,627.80                |
| 02000002                | 34                     | COMBUSTIBLE, LUBRICANTES, PRODUCTOS QUIM |        |                          |                       | 2,036,098.81  | 10,092,564.00  | 12,128,662.81 | 3,474,155.98       | 1,094,799.99        | 800,800.00   | 1,092,799.99 | 4,274,955.98                 | 7,853,706.83              |
| 02000002                | 35                     | PRODUCTOS DE CUERO, CAUCHO Y PLASTICO    |        |                          |                       | 966,907.76    | -525,000.00    | 441,907.76    | 53,557.20          | 0.00                | 4,593.60     | 0.00         | 58,150.80                    | 383,756.96                |
| 02000002                | 36                     | PRODUCTOS DE MINERALES METALICOS Y NO MI |        |                          |                       | 483,453.88    | 380,000.00     | 863,453.88    | 153,991.16         | 7,656.00            | 11,374.97    | 7,656.00     | 165,366.13                   | 698,087.75                |
| 02000002                | 39                     | PRODUCTOS Y UTILES VARIOS                |        |                          |                       | 1,302,169.86  | 100,000.00     | 1,402,169.86  | 446,226.74         | 0.00                | 127,503.19   | 0.00         | 573,729.93                   | 828,439.93                |
| 02000002                | 42                     | TRANSFERENCIA CORRIENTES AL SECTOR PRIV. |        |                          |                       | 0.00          | 100,000.00     | 100,000.00    | 0.00               | 0.00                | 0.00         | 0.00         | 0.00                         | 100,000.00                |
| 02000002                | 61                     | MAQUINARIA Y EQUIPO                      |        |                          |                       | 4,302,893.14  | 3,496,168.00   | 7,799,061.14  | 2,155,180.24       | 1,166,179.22        | 1,233,519.54 | 1,038,545.68 | 3,388,699.78                 | 4,410,361.36              |
| 02000002                | 63                     | CONSTRUCCIONES Y MEJORAS                 |        |                          |                       | 3,499,523.62  | 0.00           | 3,499,523.62  | 0.00               | 399,991.20          | 1,094,086.20 | 0.00         | 1,094,086.20                 | 2,405,437.42              |
| 02000002                | 87                     | DISMINUCION DE PASIVO CON PROVEEDORES    |        |                          |                       | 0.00          | 10,000,000.00  | 10,000,000.00 | 0.00               | 0.00                | 0.00         | 0.00         | 0.00                         | 10,000,000.00             |
| 0200000201              | 21                     | SERVICIOS DE COMUNICACIONES              |        |                          |                       | 13,500,000.00 | 500,000.00     | 14,000,000.00 | 3,024,802.67       | 2,588,347.01        | 2,000,990.42 | 2,607,046.54 | 5,025,793.09                 | 8,974,206.91              |
| 0200000203              | 11                     | Sueldos para Cargos Fijos                |        |                          |                       | 7,000,008.00  | 436,000.00     | 7,436,008.00  | 2,169,760.41       |                     | 563,861.89   | 563,861.89   | 2,733,622.30                 | 4,702,385.70              |
| 0200000203              | 18                     | GRATIFICACIONES Y BONIFICACIONES         |        |                          |                       | 583,334.00    | 5,000,000.00   | 5,583,334.00  |                    |                     |              |              |                              | 5,583,334.00              |
| 0200000203              | 19                     | CONTRIBUCIONES A LA SEGURIDAD SOCIAL     |        |                          |                       | 82,175,297.00 | -72,741,126.00 | 9,434,171.00  | 6,813,148.07       | 0.00                | 74,872.52    | 74,872.52    | 6,888,020.59                 | 2,546,150.41              |
| 0200000203              | 24                     | VIATICOS                                 |        |                          |                       | 75,000.00     | -40,000.00     | 35,000.00     |                    |                     |              |              |                              | 35,000.00                 |

# AYUNTAMIENTO DEL DISTRITO NACIONAL

## EJECUCIÓN PRESUPUESTARIA DEL GASTO

CORRESPONDIENTE AL MES DE Mayo DEL AÑO 2008

CODIGO INSTITUCION **7001**

| Estructura Programática | Clasificador del Gasto | Denominación                             | Funció | Fuente de Financiamiento | Organismo Financiador | Presupuesto    |                |                | Acumulado Anterior | Ejecución del Gasto |               |               |                              | Balance Disponible (9-14) |
|-------------------------|------------------------|------------------------------------------|--------|--------------------------|-----------------------|----------------|----------------|----------------|--------------------|---------------------|---------------|---------------|------------------------------|---------------------------|
|                         |                        |                                          |        |                          |                       | Original       | Variación      | Actual         |                    | Compromiso          | Devengado     | Pagado        | Devengado a la fecha (10+12) |                           |
| 1                       | 2                      | 3                                        | 4      | 5                        | 6                     | 7              | 8              | 9              | 10                 | 11                  | 12            | 13            | 14                           | 15                        |
| 020000203               | 25                     | TRANSPORTE Y ALMACENAJE                  |        |                          |                       | 50,000.00      | 0.00           | 50,000.00      |                    |                     |               |               |                              | 50,000.00                 |
| 020000203               | 26                     | ALQUILERES                               |        |                          |                       | 0.00           | 105,300.00     | 105,300.00     | 0.00               | 0.00                | 0.00          | 0.00          | 0.00                         | 105,300.00                |
| 020000203               | 27                     | SEGUROS                                  |        |                          |                       | 36,000,000.00  | 0.00           | 36,000,000.00  | 11,810,722.25      | 23,670.00           | 22,330.00     | 23,670.00     | 11,833,052.25                | 24,166,947.75             |
| 020000203               | 28                     | CONSERVACION,REPARACIONES MENORES Y CC   |        |                          |                       | 45,000.00      | 0.00           | 45,000.00      | 12,035.00          | 0.00                | 0.00          | 0.00          | 12,035.00                    | 32,965.00                 |
| 020000203               | 29                     | OTROS SERVICIOS NO PERSONALES            |        |                          |                       | 400,000.00     | 0.00           | 400,000.00     | 114,874.80         | 5,452.00            | 5,452.00      | 5,452.00      | 120,326.80                   | 279,673.20                |
| 020000203               | 31                     | ALIMENTOS Y PRODUCTOS AGROFORESTALES     |        |                          |                       | 2,000,000.00   | 700,000.00     | 2,700,000.00   |                    |                     |               |               |                              | 2,700,000.00              |
| 020000203               | 32                     | TEXTILES Y VESTUARIO                     |        |                          |                       | 40,000.00      | 0.00           | 40,000.00      |                    |                     |               |               |                              | 40,000.00                 |
| 020000203               | 33                     | PRODUCTOS DE PAPEL, CARTON E IMPRESOS    |        |                          |                       | 150,000.00     | 300,000.00     | 450,000.00     | 122,449.60         | 16,077.60           | 0.00          | 16,077.60     | 122,449.60                   | 327,550.40                |
| 020000203               | 34                     | COMBUSTIBLE, LUBRICANTES, PRODUCTOS QUIM |        |                          |                       | 106,000.00     | -40,000.00     | 66,000.00      | 0.00               | 0.00                | 0.00          | 0.00          | 0.00                         | 66,000.00                 |
| 020000203               | 35                     | PRODUCTOS DE CUERO, CAUCHO Y PLASTICO    |        |                          |                       | 50,000.00      | 0.00           | 50,000.00      | 24,336.80          | 22,040.00           | 0.00          | 22,040.00     | 24,336.80                    | 25,663.20                 |
| 020000203               | 36                     | PRODUCTOS DE MINERALES METALICOS Y NO MI |        |                          |                       | 35,000.00      | 0.00           | 35,000.00      |                    |                     |               |               |                              | 35,000.00                 |
| 020000203               | 39                     | PRODUCTOS Y UTILES VARIOS                |        |                          |                       | 75,000.00      | 819,700.00     | 894,700.00     | 146,383.65         | 0.00                | 75,864.00     | 0.00          | 222,247.65                   | 672,452.35                |
| 020000203               | 41                     | Prestaciones de la seguridad social      |        |                          |                       | 80,576,330.00  | 0.00           | 80,576,330.00  | 24,314,702.24      |                     | 6,031,063.33  | 6,032,500.17  | 30,345,765.57                | 50,230,564.43             |
| 020000203               | 42                     | TRANSFERENCIA CORRIENTES AL SECTOR PRIV. |        |                          |                       | 2,900,000.00   | 3,500,000.00   | 6,400,000.00   | 1,716,665.16       | 50,000.00           | 510,146.23    | 489,983.20    | 2,226,811.39                 | 4,173,188.61              |
| 020000203               | 61                     | MAQUINARIA Y EQUIPO                      |        |                          |                       | 1,000,000.00   | 115,000.00     | 1,115,000.00   | 436,867.60         | 0.00                | 0.00          | 0.00          | 436,867.60                   | 678,132.40                |
| 020000206               | 87                     | DISMINUCION DE PASIVO CON PROVEEDORES    |        |                          |                       | 67,855,000.00  | -4,000,000.00  | 63,855,000.00  | 42,650,684.83      | 5,713,757.70        | 7,614,423.95  | 5,542,442.62  | 50,265,108.78                | 13,589,891.22             |
| 020000207               | 81                     | AMORTIZACION DE PRESTAMOS INTERNOS       |        |                          |                       | 900,000,000.00 | -72,535,000.00 | 827,465,000.00 | 80,668,562.52      |                     | 76,678,456.59 | 61,275,796.02 | 157,347,019.11               | 670,117,980.89            |
| 020000207               | 87                     | DISMINUCION DE PASIVO CON PROVEEDORES    |        |                          |                       | 18,272,766.00  | 10,000,000.00  | 28,272,766.00  | 18,272,755.04      | 0.00                | 0.00          | 0.00          | 18,272,755.04                | 10,000,010.96             |
| 020000207               | 91                     | INTERESES DE LA DEUDA PUBLICA INTERNA    |        |                          |                       | 6,727,234.00   | 14,500,000.00  | 21,227,234.00  | 3,021,589.70       |                     | 2,133,532.29  | 1,548,189.07  | 5,155,121.99                 | 16,072,112.01             |
| 020000207               | 93                     | COMISIONES Y OTROS GASTOS BANCARIOS DE L |        |                          |                       | 1,000,000.00   | 0.00           | 1,000,000.00   |                    |                     |               |               |                              | 1,000,000.00              |
| 02000003                | 11                     | Sueldos para Cargos Fijos                |        |                          |                       | 15,298,362.31  | 0.00           | 15,298,362.31  | 5,060,154.65       |                     | 1,232,806.43  | 1,232,806.43  | 6,292,961.08                 | 9,005,401.23              |
| 02000003                | 13                     | SOBRESUELDOS                             |        |                          |                       | 8,399,094.29   | 0.00           | 8,399,094.29   | 9,539.10           | 526,557.37          | 526,557.37    | 526,557.37    | 536,096.47                   | 7,862,997.82              |
| 02000003                | 18                     | GRATIFICACIONES Y BONIFICACIONES         |        |                          |                       | 1,274,863.53   | 0.00           | 1,274,863.53   |                    |                     |               |               |                              | 1,274,863.53              |
| 02000003                | 19                     | CONTRIBUCIONES A LA SEGURIDAD SOCIAL     |        |                          |                       | 0.00           | 1,973,990.00   | 1,973,990.00   | 687,899.75         |                     | 168,388.23    | 168,388.23    | 856,287.98                   | 1,117,702.02              |
| 02000003                | 21                     | SERVICIOS DE COMUNICACIONES              |        |                          |                       | 1,199,870.61   | 0.00           | 1,199,870.61   |                    |                     |               |               |                              | 1,199,870.61              |
| 02000003                | 22                     | SERVICIOS BASICOS                        |        |                          |                       | 79,991.37      | 0.00           | 79,991.37      |                    |                     |               |               |                              | 79,991.37                 |
| 02000003                | 23                     | PUBLICIDAD, IMPRESION Y ENCUADERNACION   |        |                          |                       | 239,974.12     | 0.00           | 239,974.12     | 0.00               |                     | 0.00          |               | 0.00                         | 239,974.12                |
| 02000003                | 24                     | VIATICOS                                 |        |                          |                       | 249,973.04     | 0.00           | 249,973.04     | 72,613.80          | 0.00                | 0.00          | 0.00          | 72,613.80                    | 177,359.24                |
| 02000003                | 25                     | TRANSPORTE Y ALMACENAJE                  |        |                          |                       | 59,993.53      | 0.00           | 59,993.53      |                    |                     |               |               |                              | 59,993.53                 |
| 02000003                | 26                     | ALQUILERES                               |        |                          |                       | 1,499,838.27   | 0.00           | 1,499,838.27   | 263,800.00         | 72,600.00           | 72,600.00     | 72,600.00     | 336,400.00                   | 1,163,438.27              |
| 02000003                | 29                     | OTROS SERVICIOS NO PERSONALES            |        |                          |                       | 95,589,692.15  | -3,000,000.00  | 92,589,692.15  | 22,733,433.53      | 8,268,785.45        | 8,268,785.45  | 8,268,785.45  | 31,002,218.98                | 61,587,473.17             |
| 02000003                | 31                     | ALIMENTOS Y PRODUCTOS AGROFORESTALES     |        |                          |                       | 49,994.61      | 0.00           | 49,994.61      |                    |                     |               |               |                              | 49,994.61                 |
| 02000003                | 32                     | TEXTILES Y VESTUARIO                     |        |                          |                       | 359,961.18     | -150,000.00    | 209,961.18     | 2,900.00           |                     | 0.00          |               | 2,900.00                     | 207,061.18                |

**AYUNTAMIENTO DEL DISTRITO NACIONAL****EJECUCIÓN PRESUPUESTARIA DEL GASTO****CORRESPONDIENTE AL MES DE Mayo DEL AÑO 2008****CODIGO INSTITUCION 7001**

| Estructura Programática | Clasificador del Gasto | Denominación                             | Funció | Fuente de Financiamiento | Organismo Financiador | Presupuesto   |               |               | Acumulado Anterior | Ejecución del Gasto |            |            |                              | Balance Disponible (9-14) |
|-------------------------|------------------------|------------------------------------------|--------|--------------------------|-----------------------|---------------|---------------|---------------|--------------------|---------------------|------------|------------|------------------------------|---------------------------|
|                         |                        |                                          |        |                          |                       | Original      | Variación     | Actual        |                    | Compromiso          | Devengado  | Pagado     | Devengado a la fecha (10+12) |                           |
| 1                       | 2                      | 3                                        | 4      | 5                        | 6                     | 7             | 8             | 9             | 10                 | 11                  | 12         | 13         | 14                           | 15                        |
| 02000003                | 33                     | PRODUCTOS DE PAPEL, CARTON E IMPRESOS    |        |                          |                       | 299,967.65    | 0.00          | 299,967.65    | 212,222.00         |                     | 0.00       |            | 212,222.00                   | 87,745.65                 |
| 02000003                | 34                     | COMBUSTIBLE, LUBRICANTES, PRODUCTOS QUIM |        |                          |                       | 3,037,200.49  | -2,657,606.46 | 379,594.03    | 29,727.78          |                     | 6,256.00   | -6,256.00  | 35,983.78                    | 343,610.25                |
| 02000003                | 35                     | PRODUCTOS DE CUERO, CAUCHO Y PLASTICO    |        |                          |                       | 599,935.31    | -100,000.00   | 499,935.31    | 3,480.00           | 20,300.00           | 20,300.00  | 20,300.00  | 23,780.00                    | 476,155.31                |
| 02000003                | 36                     | PRODUCTOS DE MINERALES METALICOS Y NO MI |        |                          |                       | 0.00          | 500,000.00    | 500,000.00    | 174.00             | 0.00                | 0.00       | 0.00       | 174.00                       | 499,826.00                |
| 02000003                | 39                     | PRODUCTOS Y UTILES VARIOS                |        |                          |                       | 0.00          | 650,000.00    | 650,000.00    | 267,609.04         | 0.00                | 0.00       | 0.00       | 267,609.04                   | 382,390.96                |
| 02000003                | 61                     | MAQUINARIA Y EQUIPO                      |        |                          |                       | 999,892.18    | 11,600,000.00 | 12,599,892.18 | 1,445,907.00       | 0.00                | 0.00       | 0.00       | 1,445,907.00                 | 11,153,985.18             |
| 02000003                | 63                     | CONSTRUCCIONES Y MEJORAS                 |        |                          |                       | 999,892.18    | 0.00          | 999,892.18    |                    |                     |            |            |                              | 999,892.18                |
| 02000003                | 87                     | DISMINUCION DE PASIVO CON PROVEEDORES    |        |                          |                       | 999,892.18    | 2,800,000.00  | 3,799,892.18  | 705,892.68         | 0.00                | 4,872.00   | 0.00       | 710,764.68                   | 3,089,127.50              |
| 0200000302              | 87                     | DISMINUCION DE PASIVO CON PROVEEDORES    |        |                          |                       | 14,152.00     | 0.00          | 14,152.00     | 14,152.00          | 0.00                | 0.00       | 0.00       | 14,152.00                    | 0.00                      |
| 0200000303              | 11                     | Sueldos para Cargos Fijos                |        |                          |                       | 5,040,000.00  | 0.00          | 5,040,000.00  | 1,629,575.70       |                     | 410,015.72 | 410,015.72 | 2,039,591.42                 | 3,000,408.58              |
| 0200000303              | 13                     | SOBRESUELDOS                             |        |                          |                       | 250,000.00    | 300,000.00    | 550,000.00    | 0.00               | 152,721.45          | 152,721.45 | 152,721.45 | 152,721.45                   | 397,278.55                |
| 0200000303              | 18                     | GRATIFICACIONES Y BONIFICACIONES         |        |                          |                       | 420,000.00    | 0.00          | 420,000.00    |                    |                     |            |            |                              | 420,000.00                |
| 0200000303              | 19                     | CONTRIBUCIONES A LA SEGURIDAD SOCIAL     |        |                          |                       | 0.00          | 650,255.00    | 650,255.00    | 217,602.96         |                     | 55,147.51  | 55,147.51  | 272,750.47                   | 377,504.53                |
| 0200000303              | 23                     | PUBLICIDAD, IMPRESION Y ENCUADERNACION   |        |                          |                       | 25,000.00     | 0.00          | 25,000.00     |                    |                     |            |            |                              | 25,000.00                 |
| 0200000303              | 24                     | VIATICOS                                 |        |                          |                       | 35,000.00     | 0.00          | 35,000.00     |                    |                     |            |            |                              | 35,000.00                 |
| 0200000303              | 29                     | OTROS SERVICIOS NO PERSONALES            |        |                          |                       | 400,000.00    | -200,000.00   | 200,000.00    | 14,715.62          | 4,785.83            | 4,785.83   | 4,785.83   | 19,501.45                    | 180,498.55                |
| 0200000303              | 31                     | ALIMENTOS Y PRODUCTOS AGROFORESTALES     |        |                          |                       | 15,000.00     | 0.00          | 15,000.00     |                    |                     |            |            |                              | 15,000.00                 |
| 0200000303              | 33                     | PRODUCTOS DE PAPEL, CARTON E IMPRESOS    |        |                          |                       | 100,000.00    | 170,000.00    | 270,000.00    | 51,330.00          | 0.00                | 0.00       | 0.00       | 51,330.00                    | 218,670.00                |
| 0200000303              | 34                     | COMBUSTIBLE, LUBRICANTES, PRODUCTOS QUIM |        |                          |                       | 320,000.00    | -261,626.00   | 58,374.00     | 0.00               |                     | 0.00       | 0.00       | 0.00                         | 58,374.00                 |
| 0200000303              | 35                     | PRODUCTOS DE CUERO, CAUCHO Y PLASTICO    |        |                          |                       | 200,000.00    | -100,000.00   | 100,000.00    | 0.00               |                     | 0.00       |            | 0.00                         | 100,000.00                |
| 0200000303              | 39                     | PRODUCTOS Y UTILES VARIOS                |        |                          |                       | 175,000.00    | 0.00          | 175,000.00    | 0.00               |                     | 0.00       |            | 0.00                         | 175,000.00                |
| 0200000303              | 61                     | MAQUINARIA Y EQUIPO                      |        |                          |                       | 300,000.00    | 0.00          | 300,000.00    | 0.00               |                     | 0.00       |            | 0.00                         | 300,000.00                |
| 0200000303              | 63                     | CONSTRUCCIONES Y MEJORAS                 |        |                          |                       | 9,000,000.00  | 0.00          | 9,000,000.00  |                    |                     |            |            |                              | 9,000,000.00              |
| 02000004                | 11                     | Sueldos para Cargos Fijos                |        |                          |                       | 10,200,000.00 | 0.00          | 10,200,000.00 | 3,733,421.60       |                     | 993,124.25 | 993,124.25 | 4,726,545.85                 | 5,473,454.15              |
| 02000004                | 13                     | SOBRESUELDOS                             |        |                          |                       | 300,000.00    | 2,000,000.00  | 2,300,000.00  | 0.00               | 69,251.63           | 69,251.63  | 69,251.63  | 69,251.63                    | 2,230,748.37              |
| 02000004                | 15                     | HONORARIOS                               |        |                          |                       | 0.00          | 270,000.00    | 270,000.00    | 0.00               | 0.00                | 0.00       | 0.00       | 0.00                         | 270,000.00                |
| 02000004                | 18                     | GRATIFICACIONES Y BONIFICACIONES         |        |                          |                       | 850,000.00    | 0.00          | 850,000.00    |                    |                     |            |            |                              | 850,000.00                |
| 02000004                | 19                     | CONTRIBUCIONES A LA SEGURIDAD SOCIAL     |        |                          |                       | 0.00          | 1,321,992.00  | 1,321,992.00  | 499,997.88         |                     | 129,573.14 | 129,573.14 | 629,571.02                   | 692,420.98                |
| 02000004                | 23                     | PUBLICIDAD, IMPRESION Y ENCUADERNACION   |        |                          |                       | 5,000.00      | 105,000.00    | 110,000.00    |                    |                     |            |            |                              | 110,000.00                |
| 02000004                | 24                     | VIATICOS                                 |        |                          |                       | 150,000.00    | 1,280,000.00  | 1,430,000.00  | 278,468.43         | 0.00                | 0.00       | 0.00       | 278,468.43                   | 1,151,531.57              |
| 02000004                | 25                     | TRANSPORTE Y ALMACENAJE                  |        |                          |                       | 0.00          | 300,000.00    | 300,000.00    |                    |                     |            |            |                              | 300,000.00                |
| 02000004                | 26                     | ALQUILERES                               |        |                          |                       | 110,000.00    | 60,000.00     | 170,000.00    | 109,835.03         | 32,224.57           | 32,224.57  | 32,224.57  | 142,059.60                   | 27,940.40                 |
| 02000004                | 29                     | OTROS SERVICIOS NO PERSONALES            |        |                          |                       | 11,800,000.00 | -9,200,000.00 | 2,600,000.00  | 1,623,124.64       | 94,978.50           | 0.00       | 80,000.00  | 1,623,124.64                 | 976,875.36                |

**AYUNTAMIENTO DEL DISTRITO NACIONAL****EJECUCIÓN PRESUPUESTARIA DEL GASTO**CORRESPONDIENTE AL MES DE Mayo DEL AÑO 2008CODIGO INSTITUCION 7001

| Estructura Programática | Clasificador del Gasto | Denominación                             | Funció | Fuente de Financiamiento | Organismo Financiador | Presupuesto   |              |               | Acumulado Anterior | Ejecución del Gasto |              |              |                              | Balance Disponible (9-14) |
|-------------------------|------------------------|------------------------------------------|--------|--------------------------|-----------------------|---------------|--------------|---------------|--------------------|---------------------|--------------|--------------|------------------------------|---------------------------|
|                         |                        |                                          |        |                          |                       | Original      | Variación    | Actual        |                    | Compromiso          | Devengado    | Pagado       | Devengado a la fecha (10+12) |                           |
| 1                       | 2                      | 3                                        | 4      | 5                        | 6                     | 7             | 8            | 9             | 10                 | 11                  | 12           | 13           | 14                           | 15                        |
| 02000004                | 31                     | ALIMENTOS Y PRODUCTOS AGROFORESTALES     |        |                          |                       | 15,000.00     | 0.00         | 15,000.00     |                    |                     |              |              |                              | 15,000.00                 |
| 02000004                | 32                     | TEXTILES Y VESTUARIO                     |        |                          |                       | 15,000.00     | 130,000.00   | 145,000.00    | 0.00               | 0.00                | 0.00         | 0.00         | 0.00                         | 145,000.00                |
| 02000004                | 33                     | PRODUCTOS DE PAPEL, CARTON E IMPRESOS    |        |                          |                       | 100,000.00    | 623,000.00   | 723,000.00    | 12,841.20          |                     | 0.00         |              | 12,841.20                    | 710,158.80                |
| 02000004                | 34                     | COMBUSTIBLE, LUBRICANTES, PRODUCTOS QUIM |        |                          |                       | 306,040.00    | -415.50      | 305,624.50    | 0.00               |                     | 3,753.60     | -3,753.60    | 3,753.60                     | 301,870.90                |
| 02000004                | 35                     | PRODUCTOS DE CUERO, CAUCHO Y PLASTICO    |        |                          |                       | 40,000.00     | 50,000.00    | 90,000.00     | 2,227.20           |                     | 0.00         |              | 2,227.20                     | 87,772.80                 |
| 02000004                | 36                     | PRODUCTOS DE MINERALES METALICOS Y NO MI |        |                          |                       | 100,000.00    | -30,000.00   | 70,000.00     | 0.00               |                     | 0.00         |              | 0.00                         | 70,000.00                 |
| 02000004                | 39                     | PRODUCTOS Y UTILES VARIOS                |        |                          |                       | 75,833.00     | 103,000.00   | 178,833.00    | 29,349.48          | 0.00                | 0.00         | 0.00         | 29,349.48                    | 149,483.52                |
| 02000004                | 42                     | TRANSFERENCIA CORRIENTES AL SECTOR PRIV. |        |                          |                       | 0.00          | 100,000.00   | 100,000.00    |                    |                     |              |              |                              | 100,000.00                |
| 02000004                | 61                     | MAQUINARIA Y EQUIPO                      |        |                          |                       | 300,000.00    | 4,000,000.00 | 4,300,000.00  | 130,616.00         | 0.00                | 0.00         | 0.00         | 130,616.00                   | 4,169,384.00              |
| 02000004                | 63                     | CONSTRUCCIONES Y MEJORAS                 |        |                          |                       | 0.00          | 3,074,000.00 | 3,074,000.00  | 0.00               | 0.00                | 0.00         | 0.00         | 0.00                         | 3,074,000.00              |
| 02000004                | 87                     | DISMINUCION DE PASIVO CON PROVEEDORES    |        |                          |                       | 600,000.00    | 0.00         | 600,000.00    | 214,609.30         | 0.00                | 0.00         | 0.00         | 214,609.30                   | 385,390.70                |
| 0200000401              | 11                     | Sueldos para Cargos Fijos                |        |                          |                       | 7,234,044.39  | 0.00         | 7,234,044.39  | 2,159,911.42       |                     | 487,053.24   | 487,053.24   | 2,646,964.66                 | 4,587,079.73              |
| 0200000401              | 12                     | SUELDOS PERSONAL TEMPORERO               |        |                          |                       | 1,468,101.37  | 0.00         | 1,468,101.37  | 487,985.33         |                     | 106,457.85   | 106,457.85   | 594,443.18                   | 873,658.19                |
| 0200000401              | 18                     | GRATIFICACIONES Y BONIFICACIONES         |        |                          |                       | 725,178.81    | 0.00         | 725,178.81    |                    |                     |              |              |                              | 725,178.81                |
| 0200000401              | 19                     | CONTRIBUCIONES A LA SEGURIDAD SOCIAL     |        |                          |                       | 0.00          | 1,124,908.00 | 1,124,908.00  | 350,055.17         |                     | 81,179.98    | 81,179.98    | 431,235.15                   | 693,672.85                |
| 0200000401              | 21                     | SERVICIOS DE COMUNICACIONES              |        |                          |                       | 49,903.65     | 0.00         | 49,903.65     |                    |                     |              |              |                              | 49,903.65                 |
| 0200000401              | 23                     | PUBLICIDAD, IMPRESION Y ENCUADERNACION   |        |                          |                       | 49,903.65     | 0.00         | 49,903.65     |                    |                     |              |              |                              | 49,903.65                 |
| 0200000401              | 24                     | VIATICOS                                 |        |                          |                       | 149,710.94    | 0.00         | 149,710.94    |                    |                     |              |              |                              | 149,710.94                |
| 0200000401              | 25                     | TRANSPORTE Y ALMACENAJE                  |        |                          |                       | 49,903.65     | 0.00         | 49,903.65     |                    |                     |              |              |                              | 49,903.65                 |
| 0200000401              | 26                     | ALQUILERES                               |        |                          |                       | 299,421.87    | 1,000,000.00 | 1,299,421.87  | 0.00               |                     | 0.00         |              | 0.00                         | 1,299,421.87              |
| 0200000401              | 28                     | CONSERVACION,REPARACIONES MENORES Y CC   |        |                          |                       | 74,855.47     | 0.00         | 74,855.47     |                    |                     |              |              |                              | 74,855.47                 |
| 0200000401              | 29                     | OTROS SERVICIOS NO PERSONALES            |        |                          |                       | 728,651.03    | 0.00         | 728,651.03    | 174,526.82         | 0.00                | 59,993.24    | 0.00         | 234,520.06                   | 494,130.97                |
| 0200000401              | 31                     | ALIMENTOS Y PRODUCTOS AGROFORESTALES     |        |                          |                       | 499,036.45    | 0.00         | 499,036.45    |                    |                     |              |              |                              | 499,036.45                |
| 0200000401              | 32                     | TEXTILES Y VESTUARIO                     |        |                          |                       | 149,710.94    | 0.00         | 149,710.94    |                    |                     |              |              |                              | 149,710.94                |
| 0200000401              | 33                     | PRODUCTOS DE PAPEL, CARTON E IMPRESOS    |        |                          |                       | 49,903.65     | 0.00         | 49,903.65     | 0.00               | 0.00                | 0.00         | 0.00         | 0.00                         | 49,903.65                 |
| 0200000401              | 34                     | COMBUSTIBLE, LUBRICANTES, PRODUCTOS QUIM |        |                          |                       | 804,868.95    | -170,326.50  | 634,542.45    | 83,949.55          |                     | 0.00         | 0.00         | 83,949.55                    | 550,592.90                |
| 0200000401              | 35                     | PRODUCTOS DE CUERO, CAUCHO Y PLASTICO    |        |                          |                       | 399,229.16    | 0.00         | 399,229.16    | 310,706.00         | 0.00                | 0.00         | 0.00         | 310,706.00                   | 88,523.16                 |
| 0200000401              | 36                     | PRODUCTOS DE MINERALES METALICOS Y NO MI |        |                          |                       | 49,903.65     | 0.00         | 49,903.65     | 0.00               |                     | 0.00         |              | 0.00                         | 49,903.65                 |
| 0200000401              | 39                     | PRODUCTOS Y UTILES VARIOS                |        |                          |                       | 89,826.56     | 0.00         | 89,826.56     | 324.97             |                     | 6,422.02     |              | 6,746.99                     | 83,079.57                 |
| 0200000401              | 61                     | MAQUINARIA Y EQUIPO                      |        |                          |                       | 998,072.90    | 60,000.00    | 1,058,072.90  | 609,000.00         | 0.00                | 0.00         | 0.00         | 609,000.00                   | 449,072.90                |
| 0200000401              | 63                     | CONSTRUCCIONES Y MEJORAS                 |        |                          |                       | 1,696,723.94  | 0.00         | 1,696,723.94  | 0.00               | 0.00                | 0.00         | 0.00         | 0.00                         | 1,696,723.94              |
| 0200000403              | 11                     | Sueldos para Cargos Fijos                |        |                          |                       | 14,954,126.32 | 0.00         | 14,954,126.32 | 4,336,506.88       |                     | 1,200,644.42 | 1,200,644.42 | 5,537,151.30                 | 9,416,975.02              |
| 0200000403              | 15                     | HONORARIOS                               |        |                          |                       | 0.00          | 600,000.00   | 600,000.00    | 0.00               | 0.00                | 0.00         | 0.00         | 0.00                         | 600,000.00                |

**AYUNTAMIENTO DEL DISTRITO NACIONAL****EJECUCIÓN PRESUPUESTARIA DEL GASTO****CORRESPONDIENTE AL MES DE Mayo DEL AÑO 2008****CODIGO INSTITUCION 7001**

| Estructura Programática | Clasificador del Gasto | Denominación                             | Funció | Fuente de Financiamiento | Organismo Financiador | Presupuesto    |               |                | Acumulado Anterior | Ejecución del Gasto |               |               |                              | Balance Disponible (9-14) |
|-------------------------|------------------------|------------------------------------------|--------|--------------------------|-----------------------|----------------|---------------|----------------|--------------------|---------------------|---------------|---------------|------------------------------|---------------------------|
|                         |                        |                                          |        |                          |                       | Original       | Variación     | Actual         |                    | Compromiso          | Devengado     | Pagado        | Devengado a la fecha (10+12) |                           |
| 1                       | 2                      | 3                                        | 4      | 5                        | 6                     | 7              | 8             | 9              | 10                 | 11                  | 12            | 13            | 14                           | 15                        |
| 020000403               | 18                     | GRATIFICACIONES Y BONIFICACIONES         |        |                          |                       | 1,246,177.69   | 0.00          | 1,246,177.69   |                    |                     |               |               |                              | 1,246,177.69              |
| 020000403               | 19                     | CONTRIBUCIONES A LA SEGURIDAD SOCIAL     |        |                          |                       | 0.00           | 1,934,768.00  | 1,934,768.00   | 585,702.78         |                     | 166,528.54    | 166,528.54    | 752,231.32                   | 1,182,536.68              |
| 020000403               | 23                     | PUBLICIDAD, IMPRESION Y ENCUADERNACION   |        |                          |                       | 59,832.42      | 0.00          | 59,832.42      |                    |                     |               |               |                              | 59,832.42                 |
| 020000403               | 24                     | VIATICOS                                 |        |                          |                       | 164,726.70     | 0.00          | 164,726.70     | 65,005.47          | 0.00                | 0.00          | 0.00          | 65,005.47                    | 99,721.23                 |
| 020000403               | 26                     | ALQUILERES                               |        |                          |                       | 3,284,225.50   | 200,000.00    | 3,484,225.50   | 251,965.00         | 483,910.00          | 483,910.00    | 483,910.00    | 735,875.00                   | 2,748,350.50              |
| 020000403               | 29                     | OTROS SERVICIOS NO PERSONALES            |        |                          |                       | 367,114.52     | 0.00          | 367,114.52     | 251,013.69         | 0.00                | 0.00          | 153,535.50    | 251,013.69                   | 116,100.83                |
| 020000403               | 32                     | TEXTILES Y VESTUARIO                     |        |                          |                       | 598,324.21     | -500,000.00   | 98,324.21      |                    |                     |               |               |                              | 98,324.21                 |
| 020000403               | 33                     | PRODUCTOS DE PAPEL, CARTON E IMPRESOS    |        |                          |                       | 149,581.00     | 0.00          | 149,581.00     | 6,567.60           | 0.00                | 0.00          |               | 6,567.60                     | 143,013.40                |
| 020000403               | 34                     | COMBUSTIBLE, LUBRICANTES, PRODUCTOS QUIM |        |                          |                       | 1,244,761.66   | -928,209.20   | 316,552.46     | 0.00               |                     | 0.00          | 0.00          | 0.00                         | 316,552.46                |
| 020000403               | 35                     | PRODUCTOS DE CUERO, CAUCHO Y PLASTICO    |        |                          |                       | 24,930.18      | 0.00          | 24,930.18      | 11,576.80          |                     | 0.00          |               | 11,576.80                    | 13,353.38                 |
| 020000403               | 36                     | PRODUCTOS DE MINERALES METALICOS Y NO MI |        |                          |                       | 49,860.35      | 0.00          | 49,860.35      | 417.60             |                     | 0.00          |               | 417.60                       | 49,442.75                 |
| 020000403               | 39                     | PRODUCTOS Y UTILES VARIOS                |        |                          |                       | 74,790.53      | 100,000.00    | 174,790.53     | 24,478.60          | 0.00                | 0.00          |               | 24,478.60                    | 150,311.93                |
| 020000403               | 61                     | MAQUINARIA Y EQUIPO                      |        |                          |                       | 2,991,621.03   | 0.00          | 2,991,621.03   | 36,632.39          | 0.00                | 0.00          | 0.00          | 36,632.39                    | 2,954,988.64              |
| 020000403               | 87                     | DISMINUCION DE PASIVO CON PROVEEDORES    |        |                          |                       | 972,276.84     | 0.00          | 972,276.84     | 968,776.75         | 0.00                | 0.00          | 0.00          | 968,776.75                   | 3,500.09                  |
| 02000005                | 11                     | Sueldos para Cargos Fijos                |        |                          |                       | 6,600,000.00   | 0.00          | 6,600,000.00   | 1,746,800.00       |                     | 436,700.00    | 436,700.00    | 2,183,500.00                 | 4,416,500.00              |
| 02000005                | 18                     | GRATIFICACIONES Y BONIFICACIONES         |        |                          |                       | 550,000.00     | 0.00          | 550,000.00     |                    |                     |               |               |                              | 550,000.00                |
| 02000005                | 19                     | CONTRIBUCIONES A LA SEGURIDAD SOCIAL     |        |                          |                       | 0.00           | 851,524.00    | 851,524.00     | 232,981.96         |                     | 58,245.49     | 58,245.49     | 291,227.45                   | 560,296.55                |
| 02000005                | 21                     | SERVICIOS DE COMUNICACIONES              |        |                          |                       | 0.00           | 400,000.00    | 400,000.00     | 55,680.00          | 0.00                | 0.00          | 0.00          | 55,680.00                    | 344,320.00                |
| 02000005                | 23                     | PUBLICIDAD, IMPRESION Y ENCUADERNACION   |        |                          |                       | 750,000.00     | -400,000.00   | 350,000.00     | 0.00               | 0.00                | 0.00          | 0.00          | 0.00                         | 350,000.00                |
| 02000005                | 24                     | VIATICOS                                 |        |                          |                       | 150,000.00     | -100,000.00   | 50,000.00      | 0.00               | 17,025.00           | 17,025.00     | 17,025.00     | 17,025.00                    | 32,975.00                 |
| 02000005                | 25                     | TRANSPORTE Y ALMACENAJE                  |        |                          |                       | 60,000.00      | 0.00          | 60,000.00      |                    |                     |               |               |                              | 60,000.00                 |
| 02000005                | 26                     | ALQUILERES                               |        |                          |                       | 50,000.00      | -5,000.00     | 45,000.00      | 0.00               | 0.00                | 0.00          | 0.00          | 0.00                         | 45,000.00                 |
| 02000005                | 27                     | SEGUROS                                  |        |                          |                       | 1,750,000.00   | -1,750,000.00 | 0.00           |                    |                     |               |               |                              | 0.00                      |
| 02000005                | 29                     | OTROS SERVICIOS NO PERSONALES            |        |                          |                       | 50,000.00      | 1,750,000.00  | 1,800,000.00   | 782,116.76         | 154,400.00          | 104,400.00    | 154,400.00    | 886,516.76                   | 913,483.24                |
| 02000005                | 31                     | ALIMENTOS Y PRODUCTOS AGROFORESTALES     |        |                          |                       | 35,000.00      | 0.00          | 35,000.00      |                    |                     |               |               |                              | 35,000.00                 |
| 02000005                | 32                     | TEXTILES Y VESTUARIO                     |        |                          |                       | 75,000.00      | 0.00          | 75,000.00      | 61,248.00          | 30,624.00           | 0.00          | 30,624.00     | 61,248.00                    | 13,752.00                 |
| 02000005                | 33                     | PRODUCTOS DE PAPEL, CARTON E IMPRESOS    |        |                          |                       | 100,000.00     | 0.00          | 100,000.00     | 11,020.00          | 0.00                | 4,060.00      | 0.00          | 15,080.00                    | 84,920.00                 |
| 02000005                | 34                     | COMBUSTIBLE, LUBRICANTES, PRODUCTOS QUIM |        |                          |                       | 150,000.00     | -120,000.00   | 30,000.00      | 0.00               |                     | 0.00          | 0.00          | 0.00                         | 30,000.00                 |
| 02000005                | 35                     | PRODUCTOS DE CUERO, CAUCHO Y PLASTICO    |        |                          |                       | 40,000.00      | 5,000.00      | 45,000.00      | 34,823.20          | 0.00                | 696.00        | 0.00          | 35,519.20                    | 9,480.80                  |
| 02000005                | 36                     | PRODUCTOS DE MINERALES METALICOS Y NO MI |        |                          |                       | 50,000.00      | 0.00          | 50,000.00      | 558.54             | 0.00                | 0.00          | 0.00          | 558.54                       | 49,441.46                 |
| 02000005                | 39                     | PRODUCTOS Y UTILES VARIOS                |        |                          |                       | 100,000.00     | 200,000.00    | 300,000.00     | 110,826.17         | 0.00                | 9,813.00      | 0.00          | 120,639.17                   | 179,360.83                |
| 02000005                | 61                     | MAQUINARIA Y EQUIPO                      |        |                          |                       | 650,000.00     | 0.00          | 650,000.00     | 147,546.62         | 0.00                | 0.00          | 0.00          | 147,546.62                   | 502,453.38                |
| 02000005                | 63                     | CONSTRUCCIONES Y MEJORAS                 |        |                          |                       | 480,000,000.00 | 6,000,000.00  | 486,000,000.00 | 73,136,810.14      | 24,338,490.56       | 35,723,504.69 | 19,026,810.85 | 108,860,314.83               | 377,139,685.17            |

# AYUNTAMIENTO DEL DISTRITO NACIONAL

## EJECUCIÓN PRESUPUESTARIA DEL GASTO

CORRESPONDIENTE AL MES DE Mayo DEL AÑO 2008

CODIGO INSTITUCION 7001

| Estructura Programática | Clasificador del Gasto | Denominación                             | Funció | Fuente de Financiamiento | Organismo Financiador | Presupuesto   |              |               | Acumulado Anterior | Ejecución del Gasto |              |              |                              | Balance Disponible (9-14) |
|-------------------------|------------------------|------------------------------------------|--------|--------------------------|-----------------------|---------------|--------------|---------------|--------------------|---------------------|--------------|--------------|------------------------------|---------------------------|
|                         |                        |                                          |        |                          |                       | Original      | Variación    | Actual        |                    | Compromiso          | Devengado    | Pagado       | Devengado a la fecha (10+12) |                           |
| 1                       | 2                      | 3                                        | 4      | 5                        | 6                     | 7             | 8            | 9             | 10                 | 11                  | 12           | 13           | 14                           | 15                        |
| 02000005                | 69                     | OTROS ACTIVOS                            |        |                          |                       | 3,000,000.00  | 0.00         | 3,000,000.00  | 210,000.00         | 0.00                | 0.00         | 0.00         | 210,000.00                   | 2,790,000.00              |
| 02000005                | 87                     | DISMINUCION DE PASIVO CON PROVEEDORES    |        |                          |                       | 3,168,376.00  | 0.00         | 3,168,376.00  | 3,168,375.34       | 0.00                | 0.00         | 0.00         | 3,168,375.34                 | 0.66                      |
| 0200000501              | 11                     | Sueldos para Cargos Fijos                |        |                          |                       | 3,300,000.00  | 0.00         | 3,300,000.00  | 992,904.00         |                     | 248,226.00   | 248,226.00   | 1,241,130.00                 | 2,058,870.00              |
| 0200000501              | 12                     | SUELDOS PERSONAL TEMPORERO               |        |                          |                       | 360,000.00    | 0.00         | 360,000.00    |                    |                     |              |              |                              | 360,000.00                |
| 0200000501              | 18                     | GRATIFICACIONES Y BONIFICACIONES         |        |                          |                       | 305,000.00    | 0.00         | 305,000.00    |                    |                     |              |              |                              | 305,000.00                |
| 0200000501              | 19                     | CONTRIBUCIONES A LA SEGURIDAD SOCIAL     |        |                          |                       | 0.00          | 425,762.00   | 425,762.00    | 128,299.64         |                     | 32,074.91    | 32,074.91    | 160,374.55                   | 265,387.45                |
| 0200000501              | 23                     | PUBLICIDAD, IMPRESION Y ENCUADERNACION   |        |                          |                       | 40,000.00     | 0.00         | 40,000.00     |                    |                     |              |              |                              | 40,000.00                 |
| 0200000501              | 24                     | VIATICOS                                 |        |                          |                       | 50,000.00     | 0.00         | 50,000.00     |                    |                     |              |              |                              | 50,000.00                 |
| 0200000501              | 29                     | OTROS SERVICIOS NO PERSONALES            |        |                          |                       | 100,000.00    | 105,000.00   | 205,000.00    | 98,595.64          | 0.00                | 0.00         | 0.00         | 98,595.64                    | 106,404.36                |
| 0200000501              | 31                     | ALIMENTOS Y PRODUCTOS AGROFORESTALES     |        |                          |                       | 15,000.00     | 0.00         | 15,000.00     |                    |                     |              |              |                              | 15,000.00                 |
| 0200000501              | 33                     | PRODUCTOS DE PAPEL, CARTON E IMPRESOS    |        |                          |                       | 50,000.00     | 0.00         | 50,000.00     |                    |                     |              |              |                              | 50,000.00                 |
| 0200000501              | 34                     | COMBUSTIBLE, LUBRICANTES, PRODUCTOS QUIM |        |                          |                       | 70,000.00     | -20,000.00   | 50,000.00     | 0.00               |                     | 0.00         | 0.00         | 0.00                         | 50,000.00                 |
| 0200000501              | 35                     | PRODUCTOS DE CUERO, CAUCHO Y PLASTICO    |        |                          |                       | 36,000.00     | -25,000.00   | 11,000.00     |                    |                     |              |              |                              | 11,000.00                 |
| 0200000501              | 36                     | PRODUCTOS DE MINERALES METALICOS Y NO MI |        |                          |                       | 100,000.00    | -80,000.00   | 20,000.00     |                    |                     |              |              |                              | 20,000.00                 |
| 0200000501              | 39                     | PRODUCTOS Y UTILES VARIOS                |        |                          |                       | 700,000.00    | 0.00         | 700,000.00    | 489,622.77         | 141,817.28          | 0.00         | 141,817.28   | 489,622.77                   | 210,377.23                |
| 0200000501              | 61                     | MAQUINARIA Y EQUIPO                      |        |                          |                       | 5,000,000.00  | 0.00         | 5,000,000.00  | 271,632.10         | 82,320.10           | 0.00         | 82,320.10    | 271,632.10                   | 4,728,367.90              |
| 0200000501              | 69                     | OTROS ACTIVOS                            |        |                          |                       | 2,000,000.00  | 0.00         | 2,000,000.00  | 203,375.84         | 0.00                | 0.00         | 0.00         | 203,375.84                   | 1,796,624.16              |
| 03000001                | 11                     | Sueldos para Cargos Fijos                |        |                          |                       | 22,137,748.64 | 0.00         | 22,137,748.64 | 7,231,984.47       |                     | 1,610,469.66 | 1,602,469.66 | 8,842,454.13                 | 13,295,294.51             |
| 03000001                | 12                     | SUELDOS PERSONAL TEMPORERO               |        |                          |                       | 3,503,456.23  | 0.00         | 3,503,456.23  | 1,088,630.58       |                     | 279,596.50   | 279,596.50   | 1,368,227.08                 | 2,135,229.15              |
| 03000001                | 18                     | GRATIFICACIONES Y BONIFICACIONES         |        |                          |                       | 2,136,767.07  | 0.00         | 2,136,767.07  |                    |                     |              |              |                              | 2,136,767.07              |
| 03000001                | 19                     | CONTRIBUCIONES A LA SEGURIDAD SOCIAL     |        |                          |                       | 0.00          | 3,246,118.00 | 3,246,118.00  | 1,135,390.41       |                     | 260,634.27   | 259,491.07   | 1,396,024.68                 | 1,850,093.32              |
| 03000001                | 23                     | PUBLICIDAD, IMPRESION Y ENCUADERNACION   |        |                          |                       | 198,521.88    | -140,000.00  | 58,521.88     |                    |                     |              |              |                              | 58,521.88                 |
| 03000001                | 24                     | VIATICOS                                 |        |                          |                       | 836,949.04    | 0.00         | 836,949.04    | 112,450.00         | 51,900.00           | 142,200.00   | 51,900.00    | 254,650.00                   | 582,299.04                |
| 03000001                | 25                     | TRANSPORTE Y ALMACENAJE                  |        |                          |                       | 45,000.00     | 0.00         | 45,000.00     |                    |                     |              |              |                              | 45,000.00                 |
| 03000001                | 26                     | ALQUILERES                               |        |                          |                       | 8,180,948.43  | 4,000,000.00 | 12,180,948.43 | 1,216,110.00       | 1,192,132.75        | 1,192,132.75 | 1,192,132.75 | 2,408,242.75                 | 9,772,705.68              |
| 03000001                | 28                     | CONSERVACION,REPARACIONES MENORES Y CC   |        |                          |                       | 255,502.93    | -200,000.00  | 55,502.93     | 0.00               |                     | 0.00         | 0.00         | 0.00                         | 55,502.93                 |
| 03000001                | 29                     | OTROS SERVICIOS NO PERSONALES            |        |                          |                       | 1,783,017.60  | 140,000.00   | 1,923,017.60  | 368,469.50         | 57,345.66           | 29,099.16    | 74,063.79    | 397,568.66                   | 1,525,448.94              |
| 03000001                | 31                     | ALIMENTOS Y PRODUCTOS AGROFORESTALES     |        |                          |                       | 321,603.52    | 1,120,000.00 | 1,441,603.52  | 261,636.84         | 0.00                | 0.00         | 0.00         | 261,636.84                   | 1,179,966.68              |
| 03000001                | 32                     | TEXTILES Y VESTUARIO                     |        |                          |                       | 15,330.18     | 300,000.00   | 315,330.18    | 68,092.00          | 0.00                | 0.00         | 0.00         | 68,092.00                    | 247,238.18                |
| 03000001                | 33                     | PRODUCTOS DE PAPEL, CARTON E IMPRESOS    |        |                          |                       | 75,550.29     | 0.00         | 75,550.29     | 18,942.80          | 0.00                | 0.00         | 0.00         | 18,942.80                    | 56,607.49                 |
| 03000001                | 34                     | COMBUSTIBLE, LUBRICANTES, PRODUCTOS QUIM |        |                          |                       | 2,581,680.24  | -580,068.50  | 2,001,611.74  | 1,251,056.70       | 258,543.93          | 0.00         | 258,543.93   | 1,251,056.70                 | 750,555.04                |
| 03000001                | 35                     | PRODUCTOS DE CUERO, CAUCHO Y PLASTICO    |        |                          |                       | 102,201.17    | 620,000.00   | 722,201.17    | 74,466.20          | 0.00                | 0.00         | 0.00         | 74,466.20                    | 647,734.97                |
| 03000001                | 36                     | PRODUCTOS DE MINERALES METALICOS Y NO MI |        |                          |                       | 4,188,046.94  | 0.00         | 4,188,046.94  | 2,226,119.41       | 101,048.35          | 0.00         | 101,048.35   | 2,226,119.41                 | 1,961,927.53              |

# AYUNTAMIENTO DEL DISTRITO NACIONAL

## EJECUCIÓN PRESUPUESTARIA DEL GASTO

CORRESPONDIENTE AL MES DE Mayo DEL AÑO 2008

CODIGO INSTITUCION 7001

| Estructura Programática | Clasificador del Gasto | Denominación                             | Funció | Fuente de Financiamiento | Organismo Financiador | Presupuesto    |               |                | Acumulado Anterior | Ejecución del Gasto |              |              |                              | Balance Disponible (9-14) |
|-------------------------|------------------------|------------------------------------------|--------|--------------------------|-----------------------|----------------|---------------|----------------|--------------------|---------------------|--------------|--------------|------------------------------|---------------------------|
|                         |                        |                                          |        |                          |                       | Original       | Variación     | Actual         |                    | Compromiso          | Devengado    | Pagado       | Devengado a la fecha (10+12) |                           |
| 1                       | 2                      | 3                                        | 4      | 5                        | 6                     | 7              | 8             | 9              | 10                 | 11                  | 12           | 13           | 14                           | 15                        |
| 03000001                | 39                     | PRODUCTOS Y UTILES VARIOS                |        |                          |                       | 1,608,017.60   | 220,000.00    | 1,828,017.60   | 1,429,701.61       | 119,448.19          | 0.00         | 119,448.19   | 1,429,701.61                 | 398,315.99                |
| 03000001                | 61                     | MAQUINARIA Y EQUIPO                      |        |                          |                       | 11,120,117.35  | 0.00          | 11,120,117.35  | 4,347,892.25       | 308,718.00          | 0.00         | 308,718.00   | 4,347,892.25                 | 6,772,225.10              |
| 03000001                | 87                     | DISMINUCION DE PASIVO CON PROVEEDORES    |        |                          |                       | 75,587,987.89  | 0.00          | 75,587,987.89  | 42,881,365.78      | 3,852,020.47        | 7,724,778.25 | 3,877,721.82 | 50,606,144.03                | 24,981,843.86             |
| 04                      | 11                     | Sueldos para Cargos Fijos                |        |                          |                       | 27,811,012.00  | 0.00          | 27,811,012.00  | 8,990,289.70       |                     | 2,216,957.96 | 2,216,957.96 | 11,207,247.66                | 16,603,764.34             |
| 04                      | 12                     | SUELDOS PERSONAL TEMPORERO               |        |                          |                       | 11,040,000.00  | 775,611.00    | 11,815,611.00  | 3,884,839.96       |                     | 977,695.29   | 977,695.29   | 4,862,535.25                 | 6,953,075.75              |
| 04                      | 13                     | SOBRESUELDOS                             |        |                          |                       | 300,000.00     | 0.00          | 300,000.00     | 0.00               | 56,563.70           | 56,563.70    | 56,563.70    | 56,563.70                    | 243,436.30                |
| 04                      | 14                     | JORNALES                                 |        |                          |                       | 0.00           | 1,000,000.00  | 1,000,000.00   |                    |                     |              |              |                              | 1,000,000.00              |
| 04                      | 18                     | GRATIFICACIONES Y BONIFICACIONES         |        |                          |                       | 3,237,584.00   | 0.00          | 3,237,584.00   |                    |                     |              |              |                              | 3,237,584.00              |
| 04                      | 19                     | CONTRIBUCIONES A LA SEGURIDAD SOCIAL     |        |                          |                       | 0.00           | 4,786,901.00  | 4,786,901.00   | 1,787,343.90       |                     | 447,169.67   | 447,169.67   | 2,234,513.57                 | 2,552,387.43              |
| 04                      | 22                     | SERVICIOS BASICOS                        |        |                          |                       | 180,025,000.00 | 1,550,000.00  | 181,575,000.00 | 25,583,564.42      | 876,000.00          | 876,000.00   | 876,000.00   | 26,459,564.42                | 155,115,435.58            |
| 04                      | 23                     | PUBLICIDAD, IMPRESION Y ENCUADERNACION   |        |                          |                       | 160,000.00     | -50,000.00    | 110,000.00     |                    |                     |              |              |                              | 110,000.00                |
| 04                      | 24                     | VIATICOS                                 |        |                          |                       | 120,000.00     | -100,000.00   | 20,000.00      |                    |                     |              |              |                              | 20,000.00                 |
| 04                      | 25                     | TRANSPORTE Y ALMACENAJE                  |        |                          |                       | 15,000.00      | 50,000.00     | 65,000.00      | 0.00               | 0.00                | 0.00         | 0.00         | 0.00                         | 65,000.00                 |
| 04                      | 26                     | ALQUILERES                               |        |                          |                       | 2,316,807.00   | 250,000.00    | 2,566,807.00   | 341,495.50         | 358,657.50          | 358,657.50   | 358,657.50   | 700,153.00                   | 1,866,654.00              |
| 04                      | 28                     | CONSERVACION,REPARACIONES MENORES Y CC   |        |                          |                       | 300,000.00     | -250,000.00   | 50,000.00      |                    |                     |              |              |                              | 50,000.00                 |
| 04                      | 29                     | OTROS SERVICIOS NO PERSONALES            |        |                          |                       | 500,000.00     | 0.00          | 500,000.00     | 324,509.64         | 0.00                | 0.00         | 0.00         | 324,509.64                   | 175,490.36                |
| 04                      | 31                     | ALIMENTOS Y PRODUCTOS AGROFORESTALES     |        |                          |                       | 2,750,000.00   | -650,000.00   | 2,100,000.00   | 1,061,220.00       | 0.00                | 0.00         | 0.00         | 1,061,220.00                 | 1,038,780.00              |
| 04                      | 32                     | TEXTILES Y VESTUARIO                     |        |                          |                       | 10,000.00      | 100,000.00    | 110,000.00     | 27,321.48          | 0.00                | 0.00         | 0.00         | 27,321.48                    | 82,678.52                 |
| 04                      | 33                     | PRODUCTOS DE PAPEL, CARTON E IMPRESOS    |        |                          |                       | 75,000.00      | 0.00          | 75,000.00      | 21,970.40          |                     | 9,280.00     |              | 31,250.40                    | 43,749.60                 |
| 04                      | 34                     | COMBUSTIBLE, LUBRICANTES, PRODUCTOS QUIM |        |                          |                       | 1,883,976.00   | -216,119.80   | 1,667,856.20   | 984,133.19         | 205,900.00          | 0.00         | 205,900.00   | 984,133.19                   | 683,723.01                |
| 04                      | 35                     | PRODUCTOS DE CUERO, CAUCHO Y PLASTICO    |        |                          |                       | 500,000.00     | 400,000.00    | 900,000.00     | 374,854.00         | 51,968.00           | 26,100.00    | 51,968.00    | 400,954.00                   | 499,046.00                |
| 04                      | 36                     | PRODUCTOS DE MINERALES METALICOS Y NO MI |        |                          |                       | 125,000.00     | 500,000.00    | 625,000.00     | 115,373.60         | 0.00                | 7,772.00     | 0.00         | 123,145.60                   | 501,854.40                |
| 04                      | 39                     | PRODUCTOS Y UTILES VARIOS                |        |                          |                       | 350,000.00     | 500,000.00    | 850,000.00     | 199,019.97         | 0.00                | 145,000.00   | 0.00         | 344,019.97                   | 505,980.03                |
| 04                      | 42                     | TRANSFERENCIA CORRIENTES AL SECTOR PRIV. |        |                          |                       | 8,226,795.00   | -2,250,000.00 | 5,976,795.00   | 1,528,000.00       | 0.00                | 0.00         | 0.00         | 1,528,000.00                 | 4,448,795.00              |
| 04                      | 61                     | MAQUINARIA Y EQUIPO                      |        |                          |                       | 4,000,000.00   | 0.00          | 4,000,000.00   | 1,236,074.94       | 268,975.00          | 0.00         | 268,975.00   | 1,236,074.94                 | 2,763,925.06              |
| 04                      | 63                     | CONSTRUCCIONES Y MEJORAS                 |        |                          |                       | 70,000,000.00  | 0.00          | 70,000,000.00  | 1,350,421.41       | 1,097,515.69        | 3,199,647.26 | 1,097,515.69 | 4,550,068.67                 | 65,449,931.33             |
| 04                      | 87                     | DISMINUCION DE PASIVO CON PROVEEDORES    |        |                          |                       | 768,000.00     | 0.00          | 768,000.00     | 764,078.75         | 135,720.00          | 0.00         | 135,720.00   | 764,078.75                   | 3,921.25                  |
| 04000001                | 11                     | Sueldos para Cargos Fijos                |        |                          |                       | 4,200,000.00   | -200,000.00   | 4,000,000.00   | 418,050.70         |                     | 223,544.00   | 223,544.00   | 641,594.70                   | 3,358,405.30              |
| 04000001                | 18                     | GRATIFICACIONES Y BONIFICACIONES         |        |                          |                       | 350,000.00     | 0.00          | 350,000.00     |                    |                     |              |              |                              | 350,000.00                |
| 04000001                | 19                     | CONTRIBUCIONES A LA SEGURIDAD SOCIAL     |        |                          |                       | 0.00           | 350,000.00    | 350,000.00     | 52,972.11          |                     | 28,560.80    | 28,560.80    | 81,532.91                    | 268,467.09                |
| 04000001                | 23                     | PUBLICIDAD, IMPRESION Y ENCUADERNACION   |        |                          |                       | 25,000.00      | 0.00          | 25,000.00      |                    |                     |              |              |                              | 25,000.00                 |
| 04000001                | 24                     | VIATICOS                                 |        |                          |                       | 400,000.00     | -180,000.00   | 220,000.00     |                    |                     |              |              |                              | 220,000.00                |
| 04000001                | 26                     | ALQUILERES                               |        |                          |                       | 100,000.00     | 270,000.00    | 370,000.00     |                    |                     |              |              |                              | 370,000.00                |



**AYUNTAMIENTO DEL DISTRITO NACIONAL****EJECUCIÓN PRESUPUESTARIA DEL GASTO****CORRESPONDIENTE AL MES DE Mayo DEL AÑO 2008****CODIGO INSTITUCION 7001**

| Estructura Programática | Clasificador del Gasto | Denominación                             | Funció | Fuente de Financiamiento | Organismo Financiador | Presupuesto    |                |                | Acumulado Anterior | Ejecución del Gasto |               |               |                              | Balance Disponible (9-14) |
|-------------------------|------------------------|------------------------------------------|--------|--------------------------|-----------------------|----------------|----------------|----------------|--------------------|---------------------|---------------|---------------|------------------------------|---------------------------|
|                         |                        |                                          |        |                          |                       | Original       | Variación      | Actual         |                    | Compromiso          | Devengado     | Pagado        | Devengado a la fecha (10+12) |                           |
| 1                       | 2                      | 3                                        | 4      | 5                        | 6                     | 7              | 8              | 9              | 10                 | 11                  | 12            | 13            | 14                           | 15                        |
| 04000001                | 29                     | OTROS SERVICIOS NO PERSONALES            |        |                          |                       | 300,000.00     | 700,000.00     | 1,000,000.00   | 20,000.00          | 0.00                | 0.00          | 0.00          | 20,000.00                    | 980,000.00                |
| 04000001                | 31                     | ALIMENTOS Y PRODUCTOS AGROFORESTALES     |        |                          |                       | 0.00           | 200,000.00     | 200,000.00     | 43,546.40          | 43,546.40           | 0.00          | 43,546.40     | 43,546.40                    | 156,453.60                |
| 04000001                | 32                     | TEXTILES Y VESTUARIO                     |        |                          |                       | 0.00           | 80,000.00      | 80,000.00      | 0.00               |                     | 0.00          |               | 0.00                         | 80,000.00                 |
| 04000001                | 33                     | PRODUCTOS DE PAPEL, CARTON E IMPRESOS    |        |                          |                       | 75,000.00      | 0.00           | 75,000.00      | 5,387.04           |                     | 0.00          |               | 5,387.04                     | 69,612.96                 |
| 04000001                | 34                     | COMBUSTIBLE, LUBRICANTES, PRODUCTOS QUIM |        |                          |                       | 60,000.00      | 1,954,500.00   | 2,014,500.00   | 520,156.28         | 5,800.00            | 0.00          | 5,800.00      | 520,156.28                   | 1,494,343.72              |
| 04000001                | 35                     | PRODUCTOS DE CUERO, CAUCHO Y PLASTICO    |        |                          |                       | 50,000.00      | 50,000.00      | 100,000.00     | 4,593.60           |                     | 4,988.00      |               | 9,581.60                     | 90,418.40                 |
| 04000001                | 36                     | PRODUCTOS DE MINERALES METALICOS Y NO MI |        |                          |                       | 450,000.00     | 500,000.00     | 950,000.00     | 8,456.40           | 8,456.40            | 0.00          | 8,456.40      | 8,456.40                     | 941,543.60                |
| 04000001                | 39                     | PRODUCTOS Y UTILES VARIOS                |        |                          |                       | 0.00           | 200,000.00     | 200,000.00     | 27,354.09          | 0.00                | 0.00          | 0.00          | 27,354.09                    | 172,645.91                |
| 04000001                | 42                     | TRANSFERENCIA CORRIENTES AL SECTOR PRIV. |        |                          |                       | 0.00           | 30,000.00      | 30,000.00      | 0.00               | 0.00                | 0.00          | 0.00          | 0.00                         | 30,000.00                 |
| 04000001                | 61                     | MAQUINARIA Y EQUIPO                      |        |                          |                       | 3,000,000.00   | -1,000,000.00  | 2,000,000.00   | 129,566.40         |                     | 0.00          |               | 129,566.40                   | 1,870,433.60              |
| 04000001                | 63                     | CONSTRUCCIONES Y MEJORAS                 |        |                          |                       | 0.00           | 1,000,000.00   | 1,000,000.00   |                    |                     |               |               |                              | 1,000,000.00              |
| 04000002                | 11                     | Sueldos para Cargos Fijos                |        |                          |                       | 20,800,000.00  | 13,600,000.00  | 34,400,000.00  | 5,672,432.47       |                     | 1,397,374.14  | 1,397,374.14  | 7,069,806.61                 | 27,330,193.39             |
| 04000002                | 12                     | SUELDOS PERSONAL TEMPORERO               |        |                          |                       | 125,025,259.00 | -3,814,204.00  | 121,211,055.00 | 43,321,697.94      |                     | 11,058,654.15 | 11,042,154.15 | 54,380,352.09                | 66,830,702.91             |
| 04000002                | 15                     | HONORARIOS                               |        |                          |                       | 450,000.00     | 0.00           | 450,000.00     |                    |                     |               |               |                              | 450,000.00                |
| 04000002                | 18                     | GRATIFICACIONES Y BONIFICACIONES         |        |                          |                       | 12,566,667.00  | 2,300,000.00   | 14,866,667.00  |                    |                     |               |               |                              | 14,866,667.00             |
| 04000002                | 19                     | CONTRIBUCIONES A LA SEGURIDAD SOCIAL     |        |                          |                       | 0.00           | 21,614,204.00  | 21,614,204.00  | 6,755,386.66       |                     | 1,696,505.21  | 1,694,147.36  | 8,451,891.87                 | 13,162,312.13             |
| 04000002                | 21                     | SERVICIOS DE COMUNICACIONES              |        |                          |                       | 2,960,000.00   | -2,000,000.00  | 960,000.00     | 74,004.23          | 55,885.89           | 55,885.89     | 55,885.89     | 129,890.12                   | 830,109.88                |
| 04000002                | 22                     | SERVICIOS BASICOS                        |        |                          |                       | 462,785,962.00 | -81,900,000.00 | 380,885,962.00 | 102,481,467.85     | 43,204,611.60       | 43,204,611.60 | 43,204,611.60 | 145,686,079.45               | 235,199,882.55            |
| 04000002                | 23                     | PUBLICIDAD, IMPRESION Y ENCUADERNACION   |        |                          |                       | 940,000.00     | -550,000.00    | 390,000.00     |                    |                     |               |               |                              | 390,000.00                |
| 04000002                | 24                     | VIATICOS                                 |        |                          |                       | 5,350,000.00   | 0.00           | 5,350,000.00   | 2,050,000.00       | 650,000.00          | 800,000.00    | 650,000.00    | 2,850,000.00                 | 2,500,000.00              |
| 04000002                | 25                     | TRANSPORTE Y ALMACENAJE                  |        |                          |                       | 300,000.00     | 0.00           | 300,000.00     | 0.00               | 0.00                | 0.00          | 0.00          | 0.00                         | 300,000.00                |
| 04000002                | 26                     | ALQUILERES                               |        |                          |                       | 78,493,200.00  | 38,000,000.00  | 116,493,200.00 | 12,759,577.12      | 10,439,177.25       | 10,439,177.25 | 10,439,177.25 | 23,198,754.37                | 93,294,445.63             |
| 04000002                | 27                     | SEGUROS                                  |        |                          |                       | 600,000.00     | -400,000.00    | 200,000.00     |                    |                     |               |               |                              | 200,000.00                |
| 04000002                | 29                     | OTROS SERVICIOS NO PERSONALES            |        |                          |                       | 4,050,000.00   | 400,000.00     | 4,450,000.00   | 1,703,671.23       | 733,507.31          | 806,867.45    | 638,052.18    | 2,510,538.68                 | 1,939,461.32              |
| 04000002                | 31                     | ALIMENTOS Y PRODUCTOS AGROFORESTALES     |        |                          |                       | 60,000.00      | 0.00           | 60,000.00      |                    |                     |               |               |                              | 60,000.00                 |
| 04000002                | 32                     | TEXTILES Y VESTUARIO                     |        |                          |                       | 2,550,000.00   | 0.00           | 2,550,000.00   | 1,602,830.00       | 688,170.00          | 11,136.00     | 331,470.00    | 1,613,966.00                 | 936,034.00                |
| 04000002                | 33                     | PRODUCTOS DE PAPEL, CARTON E IMPRESOS    |        |                          |                       | 290,000.00     | 0.00           | 290,000.00     | 60,024.20          | 0.00                | 0.00          | 0.00          | 60,024.20                    | 229,975.80                |
| 04000002                | 34                     | COMBUSTIBLE, LUBRICANTES, PRODUCTOS QUIM |        |                          |                       | 22,570,800.00  | -8,242,616.87  | 14,328,183.13  | 4,230,317.35       | 841,700.00          | 1,319,866.40  | 403,633.60    | 5,550,183.75                 | 8,777,999.38              |
| 04000002                | 35                     | PRODUCTOS DE CUERO, CAUCHO Y PLASTICO    |        |                          |                       | 24,040,000.00  | 11,200,000.00  | 35,240,000.00  | 9,790,259.64       | 883,920.00          | 1,815,922.00  | 883,920.00    | 11,606,181.64                | 23,633,818.36             |
| 04000002                | 36                     | PRODUCTOS DE MINERALES METALICOS Y NO MI |        |                          |                       | 600,000.00     | 0.00           | 600,000.00     | 3,306.00           | 0.00                | 0.00          | 0.00          | 3,306.00                     | 596,694.00                |
| 04000002                | 39                     | PRODUCTOS Y UTILES VARIOS                |        |                          |                       | 120,000.00     | 800,000.00     | 920,000.00     | 538,194.88         | 0.00                | 0.00          | 0.00          | 538,194.88                   | 381,805.12                |
| 04000002                | 42                     | TRANSFERENCIA CORRIENTES AL SECTOR PRIV. |        |                          |                       | 0.00           | 200,000.00     | 200,000.00     | 15,232.44          | 0.00                | 0.00          | 0.00          | 15,232.44                    | 184,767.56                |
| 04000002                | 61                     | MAQUINARIA Y EQUIPO                      |        |                          |                       | 8,000,000.00   | 0.00           | 8,000,000.00   | 770,631.50         | 0.00                | 0.00          | 0.00          | 770,631.50                   | 7,229,368.50              |

# AYUNTAMIENTO DEL DISTRITO NACIONAL

## EJECUCIÓN PRESUPUESTARIA DEL GASTO

CORRESPONDIENTE AL MES DE Mayo DEL AÑO 2008

CODIGO INSTITUCION 7001

| Estructura Programática | Clasificador del Gasto | Denominación                             | Funció | Fuente de Financiamiento | Organismo Financiador | Presupuesto   |               |               | Acumulado Anterior | Ejecución del Gasto |              |              |                              | Balance Disponible (9-14) |
|-------------------------|------------------------|------------------------------------------|--------|--------------------------|-----------------------|---------------|---------------|---------------|--------------------|---------------------|--------------|--------------|------------------------------|---------------------------|
|                         |                        |                                          |        |                          |                       | Original      | Variación     | Actual        |                    | Compromiso          | Devengado    | Pagado       | Devengado a la fecha (10+12) |                           |
| 1                       | 2                      | 3                                        | 4      | 5                        | 6                     | 7             | 8             | 9             | 10                 | 11                  | 12           | 13           | 14                           | 15                        |
| 04000002                | 63                     | CONSTRUCCIONES Y MEJORAS                 |        |                          |                       | 6,000,000.00  | 0.00          | 6,000,000.00  |                    |                     |              |              |                              | 6,000,000.00              |
| 04000002                | 87                     | DISMINUCION DE PASIVO CON PROVEEDORES    |        |                          |                       | 79,538,938.00 | 0.00          | 79,538,938.00 | 80,958,568.21      | 178,653.00          | 609,882.08   | 106,012.60   | 81,568,450.29                | -2,029,512.29             |
| 04000008                | 11                     | Sueldos para Cargos Fijos                |        |                          |                       | 12,974,606.00 | -60,000.00    | 12,914,606.00 | 4,022,959.13       |                     | 978,910.50   | 978,910.50   | 5,001,869.63                 | 7,912,736.37              |
| 04000008                | 12                     | SUELDOS PERSONAL TEMPORERO               |        |                          |                       | 16,679,934.25 | 0.00          | 16,679,934.25 | 5,507,472.42       |                     | 1,293,276.40 | 1,293,276.40 | 6,800,748.82                 | 9,879,185.43              |
| 04000008                | 18                     | GRATIFICACIONES Y BONIFICACIONES         |        |                          |                       | 2,471,211.69  | 0.00          | 2,471,211.69  |                    |                     |              |              |                              | 2,471,211.69              |
| 04000008                | 19                     | CONTRIBUCIONES A LA SEGURIDAD SOCIAL     |        |                          |                       | 0.00          | 3,913,534.00  | 3,913,534.00  | 1,322,774.12       |                     | 319,877.02   | 319,877.02   | 1,642,651.14                 | 2,270,882.86              |
| 04000008                | 23                     | PUBLICIDAD, IMPRESION Y ENCUADERNACION   |        |                          |                       | 14,892.80     | 0.00          | 14,892.80     |                    |                     |              |              |                              | 14,892.80                 |
| 04000008                | 24                     | VIATICOS                                 |        |                          |                       | 19,857.06     | 0.00          | 19,857.06     |                    |                     |              |              |                              | 19,857.06                 |
| 04000008                | 25                     | TRANSPORTE Y ALMACENAJE                  |        |                          |                       | 14,892.80     | 0.00          | 14,892.80     |                    |                     |              |              |                              | 14,892.80                 |
| 04000008                | 26                     | ALQUILERES                               |        |                          |                       | 0.00          | 2,100,000.00  | 2,100,000.00  | 0.00               | 213,463.00          | 213,463.00   | 213,463.00   | 213,463.00                   | 1,886,537.00              |
| 04000008                | 29                     | OTROS SERVICIOS NO PERSONALES            |        |                          |                       | 744,997.26    | -350,000.00   | 394,997.26    | 119,653.07         | 23,224.12           | 23,224.12    | 23,224.12    | 142,877.19                   | 252,120.07                |
| 04000008                | 31                     | ALIMENTOS Y PRODUCTOS AGROFORESTALES     |        |                          |                       | 74,463.99     | 0.00          | 74,463.99     |                    |                     |              |              |                              | 74,463.99                 |
| 04000008                | 32                     | TEXTILES Y VESTUARIO                     |        |                          |                       | 44,678.40     | 0.00          | 44,678.40     |                    |                     |              |              |                              | 44,678.40                 |
| 04000008                | 33                     | PRODUCTOS DE PAPEL, CARTON E IMPRESOS    |        |                          |                       | 49,642.66     | 0.00          | 49,642.66     | 10,672.00          | 0.00                | 0.00         | 0.00         | 10,672.00                    | 38,970.66                 |
| 04000008                | 34                     | COMBUSTIBLE, LUBRICANTES, PRODUCTOS QUIM |        |                          |                       | 1,588,565.17  | 33,743,499.91 | 35,332,065.08 | 11,055,234.40      | 2,425,900.00        | 1,886,977.20 | 2,108,877.20 | 12,942,211.60                | 22,389,853.48             |
| 04000008                | 35                     | PRODUCTOS DE CUERO, CAUCHO Y PLASTICO    |        |                          |                       | 2,978,559.69  | -100,000.00   | 2,878,559.69  | 1,538,508.00       | 328,280.00          | 787,176.00   | 328,280.00   | 2,325,684.00                 | 552,875.69                |
| 04000008                | 36                     | PRODUCTOS DE MINERALES METALICOS Y NO MI |        |                          |                       | 496,426.61    | 0.00          | 496,426.61    | 234,279.40         | 0.00                | 0.00         | 0.00         | 234,279.40                   | 262,147.21                |
| 04000008                | 39                     | PRODUCTOS Y UTILES VARIOS                |        |                          |                       | 595,711.94    | 0.00          | 595,711.94    | 57,768.00          | 0.00                | 52,200.00    | 0.00         | 109,968.00                   | 485,743.94                |
| 04000008                | 61                     | MAQUINARIA Y EQUIPO                      |        |                          |                       | 3,228,559.69  | 0.00          | 3,228,559.69  | 1,390,262.00       | 0.00                | 0.00         | 0.00         | 1,390,262.00                 | 1,838,297.69              |
| 04000009                | 11                     | Sueldos para Cargos Fijos                |        |                          |                       | 44,877,758.35 | 0.00          | 44,877,758.35 | 15,090,608.38      |                     | 3,977,556.56 | 3,977,556.56 | 19,068,164.94                | 25,809,593.41             |
| 04000009                | 18                     | GRATIFICACIONES Y BONIFICACIONES         |        |                          |                       | 3,739,813.20  | 0.00          | 3,739,813.20  |                    |                     |              |              |                              | 3,739,813.20              |
| 04000009                | 19                     | CONTRIBUCIONES A LA SEGURIDAD SOCIAL     |        |                          |                       | 0.00          | 6,397,326.00  | 6,397,326.00  | 2,073,829.78       |                     | 548,469.05   | 548,469.05   | 2,622,298.83                 | 3,775,027.17              |
| 04000009                | 21                     | SERVICIOS DE COMUNICACIONES              |        |                          |                       | 1,072,767.44  | 0.00          | 1,072,767.44  |                    |                     |              |              |                              | 1,072,767.44              |
| 04000009                | 24                     | VIATICOS                                 |        |                          |                       | 53,638.37     | 0.00          | 53,638.37     |                    |                     |              |              |                              | 53,638.37                 |
| 04000009                | 25                     | TRANSPORTE Y ALMACENAJE                  |        |                          |                       | 37,546.86     | 0.00          | 37,546.86     |                    |                     |              |              |                              | 37,546.86                 |
| 04000009                | 26                     | ALQUILERES                               |        |                          |                       | 2,520,577.60  | 0.00          | 2,520,577.60  | 249,569.00         | 203,616.00          | 201,296.00   | 203,616.00   | 450,865.00                   | 2,069,712.60              |
| 04000009                | 29                     | OTROS SERVICIOS NO PERSONALES            |        |                          |                       | 375,468.60    | 0.00          | 375,468.60    | 80,902.40          | 51,782.40           | 29,777.20    | 51,782.40    | 110,679.60                   | 264,789.00                |
| 04000009                | 31                     | ALIMENTOS Y PRODUCTOS AGROFORESTALES     |        |                          |                       | 3,218,302.32  | -400,000.00   | 2,818,302.32  | 800,000.00         | 200,000.00          | 200,000.00   | 200,000.00   | 1,000,000.00                 | 1,818,302.32              |
| 04000009                | 32                     | TEXTILES Y VESTUARIO                     |        |                          |                       | 1,823,704.65  | 400,000.00    | 2,223,704.65  | 1,184,594.30       | 145,000.00          | 321,320.00   | 145,000.00   | 1,505,914.30                 | 717,790.35                |
| 04000009                | 33                     | PRODUCTOS DE PAPEL, CARTON E IMPRESOS    |        |                          |                       | 80,457.56     | 0.00          | 80,457.56     |                    |                     |              |              |                              | 80,457.56                 |
| 04000009                | 34                     | COMBUSTIBLE, LUBRICANTES, PRODUCTOS QUIM |        |                          |                       | 1,459,221.18  | -294,828.20   | 1,164,392.98  | 44,305.15          | 14,356.35           | 8,171.00     | 14,356.35    | 52,476.15                    | 1,111,916.83              |
| 04000009                | 35                     | PRODUCTOS DE CUERO, CAUCHO Y PLASTICO    |        |                          |                       | 107,276.74    | 0.00          | 107,276.74    | 6,542.40           | 522.00              | 0.00         | 522.00       | 6,542.40                     | 100,734.34                |
| 04000009                | 36                     | PRODUCTOS DE MINERALES METALICOS Y NO MI |        |                          |                       | 80,457.56     | 0.00          | 80,457.56     | 70,615.00          | 26,448.00           | 0.00         | 26,448.00    | 70,615.00                    | 9,842.56                  |

**AYUNTAMIENTO DEL DISTRITO NACIONAL****EJECUCIÓN PRESUPUESTARIA DEL GASTO****CORRESPONDIENTE AL MES DE Mayo DEL AÑO 2008****CODIGO INSTITUCION 7001**

| Estructura Programática | Clasificador del Gasto | Denominación                             | Funció | Fuente de Financiamiento | Organismo Financiador | Presupuesto   |               |               | Acumulado Anterior | Ejecución del Gasto |              |              |                              | Balance Disponible (9-14) |
|-------------------------|------------------------|------------------------------------------|--------|--------------------------|-----------------------|---------------|---------------|---------------|--------------------|---------------------|--------------|--------------|------------------------------|---------------------------|
|                         |                        |                                          |        |                          |                       | Original      | Variación     | Actual        |                    | Compromiso          | Devengado    | Pagado       | Devengado a la fecha (10+12) |                           |
| 1                       | 2                      | 3                                        | 4      | 5                        | 6                     | 7             | 8             | 9             | 10                 | 11                  | 12           | 13           | 14                           | 15                        |
| 04000009                | 39                     | PRODUCTOS Y UTILES VARIOS                |        |                          |                       | 1,930,981.39  | 0.00          | 1,930,981.39  | 6,723.36           | 3,132.00            | 0.00         | 3,132.00     | 6,723.36                     | 1,924,258.03              |
| 04000009                | 43                     | TRANSFERENCIAS CORRIENTES AL SECTOR PUB  |        |                          |                       | 23,600,883.70 | -2,260,000.00 | 21,340,883.70 | 700,000.00         | 600,000.00          | 600,000.00   | 600,000.00   | 1,300,000.00                 | 20,040,883.70             |
| 04000009                | 61                     | MAQUINARIA Y EQUIPO                      |        |                          |                       | 2,681,918.60  | 0.00          | 2,681,918.60  | 10,921.40          | 1,856.00            | 0.00         | 1,856.00     | 10,921.40                    | 2,670,997.20              |
| 04000009                | 62                     | INMUEBLES                                |        |                          |                       | 0.00          | 1,260,000.00  | 1,260,000.00  | 450,595.13         | 0.00                | 0.00         | 0.00         | 450,595.13                   | 809,404.87                |
| 04000009                | 87                     | DISMINUCION DE PASIVO CON PROVEEDORES    |        |                          |                       | 498,836.86    | 0.00          | 498,836.86    | 489,013.05         | 0.00                | 0.00         | 0.00         | 489,013.05                   | 9,823.81                  |
| 05000001                | 11                     | Sueldos para Cargos Fijos                |        |                          |                       | 17,455,521.57 | 0.00          | 17,455,521.57 | 5,726,818.02       |                     | 1,404,163.12 | 1,404,163.12 | 7,130,981.14                 | 10,324,540.43             |
| 05000001                | 12                     | SUELDOS PERSONAL TEMPORERO               |        |                          |                       | 60,658,186.24 | 0.00          | 60,658,186.24 | 22,673,535.45      |                     | 5,674,842.16 | 5,673,159.26 | 28,348,377.61                | 32,309,808.63             |
| 05000001                | 18                     | GRATIFICACIONES Y BONIFICACIONES         |        |                          |                       | 6,393,783.57  | 0.00          | 6,393,783.57  |                    |                     |              |              |                              | 6,393,783.57              |
| 05000001                | 19                     | CONTRIBUCIONES A LA SEGURIDAD SOCIAL     |        |                          |                       | 0.00          | 10,137,701.00 | 10,137,701.00 | 3,951,053.57       |                     | 993,416.77   | 993,416.77   | 4,944,470.34                 | 5,193,230.66              |
| 05000001                | 21                     | SERVICIOS DE COMUNICACIONES              |        |                          |                       | 150,000.00    | 0.00          | 150,000.00    |                    |                     |              |              |                              | 150,000.00                |
| 05000001                | 22                     | SERVICIOS BASICOS                        |        |                          |                       | 69,485.20     | 0.00          | 69,485.20     |                    |                     |              |              |                              | 69,485.20                 |
| 05000001                | 23                     | PUBLICIDAD, IMPRESION Y ENCUADERNACION   |        |                          |                       | 198,896.85    | 0.00          | 198,896.85    | 0.00               |                     | 0.00         |              | 0.00                         | 198,896.85                |
| 05000001                | 24                     | VIATICOS                                 |        |                          |                       | 0.00          | 440,000.00    | 440,000.00    | 60,000.00          | 20,000.00           | 20,000.00    | 20,000.00    | 80,000.00                    | 360,000.00                |
| 05000001                | 26                     | ALQUILERES                               |        |                          |                       | 17,581,377.51 | 0.00          | 17,581,377.51 | 1,642,874.00       | 1,584,467.50        | 1,584,467.50 | 1,584,467.50 | 3,227,341.50                 | 14,354,036.01             |
| 05000001                | 29                     | OTROS SERVICIOS NO PERSONALES            |        |                          |                       | 6,070,120.74  | -3,440,000.00 | 2,630,120.74  | 442,121.07         | 29,000.00           | 0.00         | 0.00         | 442,121.07                   | 2,187,999.67              |
| 05000001                | 31                     | ALIMENTOS Y PRODUCTOS AGROFORESTALES     |        |                          |                       | 69,134.02     | 152,000.00    | 221,134.02    | 33,524.00          | 0.00                | 0.00         | 0.00         | 33,524.00                    | 187,610.02                |
| 05000001                | 32                     | TEXTILES Y VESTUARIO                     |        |                          |                       | 694,851.96    | 62,000.00     | 756,851.96    | 740,660.00         | 0.00                | 0.00         | 0.00         | 740,660.00                   | 16,191.96                 |
| 05000001                | 33                     | PRODUCTOS DE PAPEL, CARTON E IMPRESOS    |        |                          |                       | 596,322.83    | -19,000.00    | 577,322.83    | 16,216.00          | 0.00                | 0.00         | 0.00         | 16,216.00                    | 561,106.83                |
| 05000001                | 34                     | COMBUSTIBLE, LUBRICANTES, PRODUCTOS QUIM |        |                          |                       | 9,370,750.79  | -2,599,874.70 | 6,770,876.09  | 3,411,324.84       | 0.00                | 6,256.00     | -6,256.00    | 3,417,580.84                 | 3,353,295.25              |
| 05000001                | 35                     | PRODUCTOS DE CUERO, CAUCHO Y PLASTICO    |        |                          |                       | 9,207,026.74  | 5,000,000.00  | 14,207,026.74 | 4,710,464.20       | 294,570.40          | 194,880.00   | 294,570.40   | 4,905,344.20                 | 9,301,682.54              |
| 05000001                | 36                     | PRODUCTOS DE MINERALES METALICOS Y NO MI |        |                          |                       | 2,481,614.15  | -502,000.00   | 1,979,614.15  | 220,827.48         | 2,100.00            | 12,675.48    | 2,100.00     | 233,502.96                   | 1,746,111.19              |
| 05000001                | 39                     | PRODUCTOS Y UTILES VARIOS                |        |                          |                       | 795,587.40    | 0.00          | 795,587.40    | 308,182.10         | 0.00                | 0.00         | 0.00         | 308,182.10                   | 487,405.30                |
| 05000001                | 61                     | MAQUINARIA Y EQUIPO                      |        |                          |                       | 15,422,983.55 | 450,000.00    | 15,872,983.55 | 316,665.28         | 0.00                | 495,000.00   | 0.00         | 811,665.28                   | 15,061,318.27             |
| 05000001                | 63                     | CONSTRUCCIONES Y MEJORAS                 |        |                          |                       | 21,927,601.90 | 2,550,000.00  | 24,477,601.90 | 4,318,995.47       | 1,793,870.50        | 2,025,031.42 | 1,519,724.22 | 6,344,026.89                 | 18,133,575.01             |
| 05000001                | 87                     | DISMINUCION DE PASIVO CON PROVEEDORES    |        |                          |                       | 9,326,614.98  | 0.00          | 9,326,614.98  | 9,321,772.22       | 812,170.67          | 0.00         | 812,170.67   | 9,321,772.22                 | 4,842.76                  |
| 07000001                | 11                     | Sueldos para Cargos Fijos                |        |                          |                       | 8,188,389.35  | 4,000,000.00  | 12,188,389.35 | 3,399,468.78       |                     | 845,817.24   | 845,817.24   | 4,245,286.02                 | 7,943,103.33              |
| 07000001                | 18                     | GRATIFICACIONES Y BONIFICACIONES         |        |                          |                       | 682,365.78    | 0.00          | 682,365.78    |                    |                     |              |              |                              | 682,365.78                |
| 07000001                | 19                     | CONTRIBUCIONES A LA SEGURIDAD SOCIAL     |        |                          |                       | 0.00          | 1,776,652.00  | 1,776,652.00  | 467,737.64         |                     | 117,291.66   | 117,291.66   | 585,029.30                   | 1,191,622.70              |
| 07000001                | 23                     | PUBLICIDAD, IMPRESION Y ENCUADERNACION   |        |                          |                       | 58,360.23     | 0.00          | 58,360.23     |                    |                     |              |              |                              | 58,360.23                 |
| 07000001                | 24                     | VIATICOS                                 |        |                          |                       | 40,403.24     | 0.00          | 40,403.24     |                    |                     |              |              |                              | 40,403.24                 |
| 07000001                | 25                     | TRANSPORTE Y ALMACENAJE                  |        |                          |                       | 89,784.97     | 0.00          | 89,784.97     | 16,974.90          | 0.00                | 0.00         | 0.00         | 16,974.90                    | 72,810.07                 |
| 07000001                | 26                     | ALQUILERES                               |        |                          |                       | 89,784.97     | 470,000.00    | 559,784.97    | 25,500.00          | 4,500.00            | 49,235.66    | 4,500.00     | 74,735.66                    | 485,049.31                |
| 07000001                | 29                     | OTROS SERVICIOS NO PERSONALES            |        |                          |                       | 897,849.71    | -300,000.00   | 597,849.71    | 209,916.75         | 36,584.00           | 39,298.40    | 36,584.00    | 249,215.15                   | 348,634.56                |

**AYUNTAMIENTO DEL DISTRITO NACIONAL****EJECUCIÓN PRESUPUESTARIA DEL GASTO**CORRESPONDIENTE AL MES DE Mayo DEL AÑO 2008CODIGO INSTITUCION 7001

| Estructura Programática | Clasificador del Gasto | Denominación                             | Funció | Fuente de Financiamiento | Organismo Financiador | Presupuesto   |                |               | Acumulado Anterior | Ejecución del Gasto |              |              |                              | Balance Disponible (9-14) |
|-------------------------|------------------------|------------------------------------------|--------|--------------------------|-----------------------|---------------|----------------|---------------|--------------------|---------------------|--------------|--------------|------------------------------|---------------------------|
|                         |                        |                                          |        |                          |                       | Original      | Variación      | Actual        |                    | Compromiso          | Devengado    | Pagado       | Devengado a la fecha (10+12) |                           |
| 1                       | 2                      | 3                                        | 4      | 5                        | 6                     | 7             | 8              | 9             | 10                 | 11                  | 12           | 13           | 14                           | 15                        |
| 07000001                | 31                     | ALIMENTOS Y PRODUCTOS AGROFORESTALES     |        |                          |                       | 67,338.73     | 1,040,000.00   | 1,107,338.73  | 40,600.00          | 22,620.00           | 0.00         | 22,620.00    | 40,600.00                    | 1,066,738.73              |
| 07000001                | 32                     | TEXTILES Y VESTUARIO                     |        |                          |                       | 157,123.70    | 100,000.00     | 257,123.70    | 69,600.00          | 0.00                | 0.00         |              | 69,600.00                    | 187,523.70                |
| 07000001                | 33                     | PRODUCTOS DE PAPEL, CARTON E IMPRESOS    |        |                          |                       | 448,924.85    | 0.00           | 448,924.85    | 9,161.10           | 0.00                | 0.00         | 0.00         | 9,161.10                     | 439,763.75                |
| 07000001                | 34                     | COMBUSTIBLE, LUBRICANTES, PRODUCTOS QUIM |        |                          |                       | 700,299.43    | -62,000.00     | 638,299.43    | 62,759.48          | 0.00                | 22,700.00    | 0.00         | 85,459.48                    | 552,839.95                |
| 07000001                | 35                     | PRODUCTOS DE CUERO, CAUCHO Y PLASTICO    |        |                          |                       | 44,892.49     | 0.00           | 44,892.49     | 0.00               |                     | 0.00         |              | 0.00                         | 44,892.49                 |
| 07000001                | 36                     | PRODUCTOS DE MINERALES METALICOS Y NO MI |        |                          |                       | 44,892.49     | 0.00           | 44,892.49     | 6,728.00           |                     | 0.00         |              | 6,728.00                     | 38,164.49                 |
| 07000001                | 39                     | PRODUCTOS Y UTILES VARIOS                |        |                          |                       | 875,403.47    | 575,000.00     | 1,450,403.47  | 179,245.76         | 0.00                | 49,265.20    | 0.00         | 228,510.96                   | 1,221,892.51              |
| 07000001                | 42                     | TRANSFERENCIA CORRIENTES AL SECTOR PRIV. |        |                          |                       | 74,521,525.92 | -8,215,000.00  | 66,306,525.92 | 16,053,255.46      | 744,350.42          | 3,836,231.07 | 7,908,581.22 | 19,889,486.53                | 46,417,039.39             |
| 07000001                | 61                     | MAQUINARIA Y EQUIPO                      |        |                          |                       | 987,634.68    | 0.00           | 987,634.68    | 125,101.40         | 0.00                | 0.00         | 0.00         | 125,101.40                   | 862,533.28                |
| 07000001                | 63                     | CONSTRUCCIONES Y MEJORAS                 |        |                          |                       | 0.00          | 2,500,000.00   | 2,500,000.00  | 0.00               | 0.00                | 0.00         | 0.00         | 0.00                         | 2,500,000.00              |
| 07000002                | 11                     | Sueldos para Cargos Fijos                |        |                          |                       | 0.00          | 700,000.00     | 700,000.00    | 0.00               |                     | 0.00         | 0.00         | 0.00                         | 700,000.00                |
| 07000002                | 18                     | GRATIFICACIONES Y BONIFICACIONES         |        |                          |                       | 0.00          | 193,500.00     | 193,500.00    |                    |                     |              |              |                              | 193,500.00                |
| 07000002                | 19                     | CONTRIBUCIONES A LA SEGURIDAD SOCIAL     |        |                          |                       | 0.00          | 93,250.00      | 93,250.00     | 0.00               |                     | 0.00         | 0.00         | 0.00                         | 93,250.00                 |
| 07000002                | 24                     | VIATICOS                                 |        |                          |                       | 0.00          | 170,000.00     | 170,000.00    |                    |                     |              |              |                              | 170,000.00                |
| 07000002                | 29                     | OTROS SERVICIOS NO PERSONALES            |        |                          |                       | 5,800,000.00  | -5,700,000.00  | 100,000.00    |                    |                     |              |              |                              | 100,000.00                |
| 07000002                | 33                     | PRODUCTOS DE PAPEL, CARTON E IMPRESOS    |        |                          |                       | 0.00          | 450,000.00     | 450,000.00    |                    |                     |              |              |                              | 450,000.00                |
| 07000002                | 34                     | COMBUSTIBLE, LUBRICANTES, PRODUCTOS QUIM |        |                          |                       | 0.00          | 90,000.00      | 90,000.00     |                    |                     |              |              |                              | 90,000.00                 |
| 07000002                | 35                     | PRODUCTOS DE CUERO, CAUCHO Y PLASTICO    |        |                          |                       | 0.00          | 400,000.00     | 400,000.00    |                    |                     |              |              |                              | 400,000.00                |
| 07000002                | 39                     | PRODUCTOS Y UTILES VARIOS                |        |                          |                       | 0.00          | 700,000.00     | 700,000.00    |                    |                     |              |              |                              | 700,000.00                |
| 07000002                | 61                     | MAQUINARIA Y EQUIPO                      |        |                          |                       | 0.00          | 2,903,250.00   | 2,903,250.00  |                    |                     |              |              |                              | 2,903,250.00              |
| 08000001                | 11                     | Sueldos para Cargos Fijos                |        |                          |                       | 19,267,364.18 | 10,000,000.00  | 29,267,364.18 | 9,604,029.89       |                     | 2,473,921.29 | 2,473,921.29 | 12,077,951.18                | 17,189,413.00             |
| 08000001                | 12                     | SUELDOS PERSONAL TEMPORERO               |        |                          |                       | 684,331.22    | 1,700,000.00   | 2,384,331.22  | 630,000.00         |                     | 160,000.00   | 160,000.00   | 790,000.00                   | 1,594,331.22              |
| 08000001                | 15                     | HONORARIOS                               |        |                          |                       | 0.00          | 65,000.00      | 65,000.00     | 0.00               | 65,000.00           | 65,000.00    | 65,000.00    | 65,000.00                    | 0.00                      |
| 08000001                | 18                     | GRATIFICACIONES Y BONIFICACIONES         |        |                          |                       | 1,662,641.28  | 0.00           | 1,662,641.28  |                    |                     |              |              |                              | 1,662,641.28              |
| 08000001                | 19                     | CONTRIBUCIONES A LA SEGURIDAD SOCIAL     |        |                          |                       | 0.00          | 4,267,839.00   | 4,267,839.00  | 1,397,883.88       |                     | 365,723.55   | 365,723.55   | 1,763,607.43                 | 2,504,231.57              |
| 08000001                | 21                     | SERVICIOS DE COMUNICACIONES              |        |                          |                       | 75,000.00     | 0.00           | 75,000.00     |                    |                     |              |              |                              | 75,000.00                 |
| 08000001                | 23                     | PUBLICIDAD, IMPRESION Y ENCUADERNACION   |        |                          |                       | 474,387.94    | -100,000.00    | 374,387.94    | 146,299.20         | 0.00                | 0.00         | 0.00         | 146,299.20                   | 228,088.74                |
| 08000001                | 24                     | VIATICOS                                 |        |                          |                       | 282,517.25    | 120,000.00     | 402,517.25    | 0.00               | 0.00                | 0.00         | 0.00         | 0.00                         | 402,517.25                |
| 08000001                | 25                     | TRANSPORTE Y ALMACENAJE                  |        |                          |                       | 207,517.25    | 0.00           | 207,517.25    | 34,800.00          | 0.00                | 0.00         | 0.00         | 34,800.00                    | 172,717.25                |
| 08000001                | 26                     | ALQUILERES                               |        |                          |                       | 1,044,034.50  | -765,000.00    | 279,034.50    | 25,014.00          | 0.00                | 0.00         | 0.00         | 25,014.00                    | 254,020.50                |
| 08000001                | 28                     | CONSERVACION,REPARACIONES MENORES Y CC   |        |                          |                       | 31,258.63     | 0.00           | 31,258.63     | 0.00               |                     | 0.00         |              | 0.00                         | 31,258.63                 |
| 08000001                | 29                     | OTROS SERVICIOS NO PERSONALES            |        |                          |                       | 54,915,382.30 | -13,340,000.00 | 41,575,382.30 | 10,460,446.85      | 1,470,993.07        | 1,213,803.07 | 1,470,993.07 | 11,674,249.92                | 29,901,132.38             |
| 08000001                | 31                     | ALIMENTOS Y PRODUCTOS AGROFORESTALES     |        |                          |                       | 317,884.49    | 1,200,000.00   | 1,517,884.49  | 412,716.98         | 280,009.50          | 584,886.50   | 280,009.50   | 997,603.48                   | 520,281.01                |

## AYUNTAMIENTO DEL DISTRITO NACIONAL

### EJECUCIÓN PRESUPUESTARIA DEL GASTO

CORRESPONDIENTE AL MES DE Mayo DEL AÑO 2008

CODIGO INSTITUCION 7001

| Estructura Programática<br>1 | Clasificador del Gasto<br>2 | Denominación<br>3                        | Funció<br>4 | Fuente de Finacia-<br>miento<br>5 | Organismo<br>Financiadore<br>6 | Presupuesto      |                |                  | Acumulado<br>Anterior<br>10 | Ejecución del Gasto |                 |                |                                          | Balance<br>Disponible<br>(9-14)<br>15 |
|------------------------------|-----------------------------|------------------------------------------|-------------|-----------------------------------|--------------------------------|------------------|----------------|------------------|-----------------------------|---------------------|-----------------|----------------|------------------------------------------|---------------------------------------|
|                              |                             |                                          |             |                                   |                                | Original<br>7    | Variación<br>8 | Actual<br>9      |                             | Compromiso<br>11    | Devengado<br>12 | Pagado<br>13   | Devengado<br>a la fecha<br>(10+12)<br>14 |                                       |
| 08000001                     | 32                          | TEXTILES Y VESTUARIO                     |             |                                   |                                | 81,905.19        | -25,000.00     | 56,905.19        | 24,360.00                   | 0.00                | 0.00            | 0.00           | 24,360.00                                | 32,545.19                             |
| 08000001                     | 33                          | PRODUCTOS DE PAPEL, CARTON E IMPRESOS    |             |                                   |                                | 9,066,258.63     | 0.00           | 9,066,258.63     | 40,178.41                   | 0.00                | 0.00            | 0.00           | 40,178.41                                | 9,026,080.22                          |
| 08000001                     | 34                          | COMBUSTIBLE, LUBRICANTES, PRODUCTOS QUIM |             |                                   |                                | 3,325,902.51     | -24,701.00     | 3,301,201.51     | 103,610.99                  | 48,794.00           | 132,582.80      | 130,276.20     | 236,193.79                               | 3,065,007.72                          |
| 08000001                     | 35                          | PRODUCTOS DE CUERO, CAUCHO Y PLASTICO    |             |                                   |                                | 66,258.63        | 0.00           | 66,258.63        | 33,988.00                   | 0.00                | 0.00            | 0.00           | 33,988.00                                | 32,270.63                             |
| 08000001                     | 36                          | PRODUCTOS DE MINERALES METALICOS Y NO MI |             |                                   |                                | 54,387.94        | 0.00           | 54,387.94        | 0.00                        |                     | 0.00            |                | 0.00                                     | 54,387.94                             |
| 08000001                     | 39                          | PRODUCTOS Y UTILES VARIOS                |             |                                   |                                | 418,669.06       | -100,000.00    | 318,669.06       | 56,166.06                   | 0.00                | 11,832.00       | 0.00           | 67,998.06                                | 250,671.00                            |
| 08000001                     | 42                          | TRANSFERENCIA CORRIENTES AL SECTOR PRIV. |             |                                   |                                | 787,758.76       | 0.00           | 787,758.76       | 297,211.17                  | 0.00                | 0.00            | 0.00           | 297,211.17                               | 490,547.59                            |
| 08000001                     | 61                          | MAQUINARIA Y EQUIPO                      |             |                                   |                                | 1,192,655.26     | 0.00           | 1,192,655.26     | 15,712.20                   | 0.00                | 0.00            | 0.00           | 15,712.20                                | 1,176,943.06                          |
| <b>TOTAL RD\$</b>            |                             |                                          |             |                                   |                                | 4,109,604,704.00 | 46,296,168.00  | 4,155,900,872.00 | 952,156,906.16              | 127,190,368.83      | 297,525,572.77  | 257,610,611.69 | 1,249,682,478.93                         | 2,906,218,393.07                      |

Preparado Por \_\_\_\_\_

Revisado Por \_\_\_\_\_

Aprobado Por \_\_\_\_\_

**AYUNTAMIENTO DEL DISTRITO NACIONAL****EJECUCIÓN PRESUPUESTARIA DEL GASTO****CORRESPONDIENTE AL MES DE Junio DEL AÑO 2008****CODIGO INSTITUCION 7001**

| Estructura Programática | Clasificador del Gasto | Denominación                             | Funció | Fuente de Financiamiento | Organismo Financiador | Presupuesto   |               |               | Acumulado Anterior | Ejecución del Gasto |              |              |                              | Balance Disponible (9-14) |
|-------------------------|------------------------|------------------------------------------|--------|--------------------------|-----------------------|---------------|---------------|---------------|--------------------|---------------------|--------------|--------------|------------------------------|---------------------------|
|                         |                        |                                          |        |                          |                       | Original      | Variación     | Actual        |                    | Compromiso          | Devengado    | Pagado       | Devengado a la fecha (10+12) |                           |
| 1                       | 2                      | 3                                        | 4      | 5                        | 6                     | 7             | 8             | 9             | 10                 | 11                  | 12           | 13           | 14                           | 15                        |
| 01000001                | 11                     | Sueldos para Cargos Fijos                |        |                          |                       | 52,165,500.00 | -339,617.00   | 51,825,883.00 | 21,524,953.23      |                     | 4,424,777.30 | 4,424,777.30 | 25,949,730.53                | 25,876,152.47             |
| 01000001                | 16                     | DIETAS Y GASTOS DE REPRESENTACION        |        |                          |                       | 12,725,000.00 | 0.00          | 12,725,000.00 | 4,859,465.70       | 39,000.00           | 964,000.00   | 964,000.00   | 5,823,465.70                 | 6,901,534.30              |
| 01000001                | 18                     | GRATIFICACIONES Y BONIFICACIONES         |        |                          |                       | 4,347,125.00  | 0.00          | 4,347,125.00  |                    |                     |              |              |                              | 4,347,125.00              |
| 01000001                | 19                     | CONTRIBUCIONES A LA SEGURIDAD SOCIAL     |        |                          |                       | 0.00          | 6,730,332.00  | 6,730,332.00  | 2,985,183.65       |                     | 613,578.07   | 613,578.07   | 3,598,761.72                 | 3,131,570.28              |
| 01000001                | 21                     | SERVICIOS DE COMUNICACIONES              |        |                          |                       | 2,000,000.00  | 350,000.00    | 2,350,000.00  | 363,957.51         | 350,076.40          | 350,076.40   | 350,076.40   | 714,033.91                   | 1,635,966.09              |
| 01000001                | 22                     | SERVICIOS BASICOS                        |        |                          |                       | 75,000.00     | 0.00          | 75,000.00     | 15,000.00          | 0.00                | 0.00         | 0.00         | 15,000.00                    | 60,000.00                 |
| 01000001                | 23                     | PUBLICIDAD, IMPRESION Y ENCUADERNACION   |        |                          |                       | 2,500,000.00  | -100,000.00   | 2,400,000.00  | 0.00               | 0.00                | 0.00         | 0.00         | 0.00                         | 2,400,000.00              |
| 01000001                | 24                     | VIATICOS                                 |        |                          |                       | 21,800,000.00 | -2,200,000.00 | 19,600,000.00 | 7,456,636.00       | 283,920.00          | 1,768,920.00 | 1,768,920.00 | 9,225,556.00                 | 10,374,444.00             |
| 01000001                | 25                     | TRANSPORTE Y ALMACENAJE                  |        |                          |                       | 1,000,000.00  | 0.00          | 1,000,000.00  | 135,127.69         | 23,188.00           | 23,188.00    | 23,188.00    | 158,315.69                   | 841,684.31                |
| 01000001                | 26                     | ALQUILERES                               |        |                          |                       | 35,000.00     | 0.00          | 35,000.00     |                    |                     |              |              |                              | 35,000.00                 |
| 01000001                | 27                     | SEGUROS                                  |        |                          |                       | 100,000.00    | 0.00          | 100,000.00    |                    |                     |              |              |                              | 100,000.00                |
| 01000001                | 28                     | CONSERVACION,REPARACIONES MENORES Y CC   |        |                          |                       | 150,000.00    | -100,000.00   | 50,000.00     | 6,890.40           |                     | 0.00         |              | 6,890.40                     | 43,109.60                 |
| 01000001                | 29                     | OTROS SERVICIOS NO PERSONALES            |        |                          |                       | 2,500,000.00  | 0.00          | 2,500,000.00  | 173,002.48         | 103,481.44          | 60,320.00    | 103,481.44   | 233,322.48                   | 2,266,677.52              |
| 01000001                | 31                     | ALIMENTOS Y PRODUCTOS AGROFORESTALES     |        |                          |                       | 3,250,000.00  | 0.00          | 3,250,000.00  | 492,242.92         | 37,675.94           | 14,458.80    | 37,675.94    | 506,701.72                   | 2,743,298.28              |
| 01000001                | 32                     | TEXTILES Y VESTUARIO                     |        |                          |                       | 300,000.00    | 0.00          | 300,000.00    | 218,388.92         | 0.00                | 0.00         | 0.00         | 218,388.92                   | 81,611.08                 |
| 01000001                | 33                     | PRODUCTOS DE PAPEL, CARTON E IMPRESOS    |        |                          |                       | 300,000.00    | 200,000.00    | 500,000.00    | 277,248.00         | 20,880.00           | 19,664.23    | 20,880.00    | 296,912.23                   | 203,087.77                |
| 01000001                | 34                     | COMBUSTIBLE, LUBRICANTES, PRODUCTOS QUIM |        |                          |                       | 2,400,000.00  | 1,800,000.00  | 4,200,000.00  | 1,276,760.08       | 350,000.00          | 850,000.00   | 350,000.00   | 2,126,760.08                 | 2,073,239.92              |
| 01000001                | 35                     | PRODUCTOS DE CUERO, CAUCHO Y PLASTICO    |        |                          |                       | 2,000,000.00  | -400,000.00   | 1,600,000.00  | 66,468.00          | 0.00                | 10,246.90    | 0.00         | 76,714.90                    | 1,523,285.10              |
| 01000001                | 36                     | PRODUCTOS DE MINERALES METALICOS Y NO MI |        |                          |                       | 50,000.00     | 250,000.00    | 300,000.00    | 46,588.49          | 0.00                | 2,031.20     | 0.00         | 48,619.69                    | 251,380.31                |
| 01000001                | 39                     | PRODUCTOS Y UTILES VARIOS                |        |                          |                       | 250,000.00    | 200,000.00    | 450,000.00    | 166,977.45         | 0.00                | 107,441.42   | 0.00         | 274,418.87                   | 175,581.13                |
| 01000001                | 42                     | TRANSFERENCIA CORRIENTES AL SECTOR PRIV. |        |                          |                       | 1,700,000.00  | 339,617.00    | 2,039,617.00  | 255,102.96         | 39,000.52           | 101,423.52   | 39,000.52    | 356,526.48                   | 1,683,090.52              |
| 01000001                | 61                     | MAQUINARIA Y EQUIPO                      |        |                          |                       | 7,300,000.00  | 0.00          | 7,300,000.00  | 1,790,146.80       | 0.00                | 95,404.20    | 0.00         | 1,885,551.00                 | 5,414,449.00              |
| 01000001                | 63                     | CONSTRUCCIONES Y MEJORAS                 |        |                          |                       | 7,000,000.00  | 0.00          | 7,000,000.00  |                    |                     |              |              |                              | 7,000,000.00              |
| 01000001                | 87                     | DISMINUCION DE PASIVO CON PROVEEDORES    |        |                          |                       | 4,000,000.00  | 0.00          | 4,000,000.00  | 73,119.00          | 0.00                | 0.00         | 0.00         | 73,119.00                    | 3,926,881.00              |
| 02000001                | 11                     | Sueldos para Cargos Fijos                |        |                          |                       | 28,969,300.00 | -1,466,700.00 | 27,502,600.00 | 9,975,222.29       |                     | 2,247,447.81 | 2,247,447.81 | 12,222,670.10                | 15,279,929.90             |
| 02000001                | 15                     | HONORARIOS                               |        |                          |                       | 45,000.00     | 100,000.00    | 145,000.00    | 0.00               | 0.00                | 0.00         | 0.00         | 0.00                         | 145,000.00                |
| 02000001                | 18                     | GRATIFICACIONES Y BONIFICACIONES         |        |                          |                       | 2,739,117.00  | 0.00          | 2,739,117.00  |                    |                     |              |              |                              | 2,739,117.00              |
| 02000001                | 19                     | CONTRIBUCIONES A LA SEGURIDAD SOCIAL     |        |                          |                       | 0.00          | 3,776,293.00  | 3,776,293.00  | 1,159,046.84       |                     | 244,389.04   | 244,389.04   | 1,403,435.88                 | 2,372,857.12              |
| 02000001                | 21                     | SERVICIOS DE COMUNICACIONES              |        |                          |                       | 100,000.00    | 0.00          | 100,000.00    |                    |                     |              |              |                              | 100,000.00                |
| 02000001                | 23                     | PUBLICIDAD, IMPRESION Y ENCUADERNACION   |        |                          |                       | 275,000.00    | 900,000.00    | 1,175,000.00  | 0.00               | 1,276.00            | 1,276.00     | 1,276.00     | 1,276.00                     | 1,173,724.00              |
| 02000001                | 24                     | VIATICOS                                 |        |                          |                       | 2,760,000.00  | 0.00          | 2,760,000.00  | 281,619.28         | 317,170.00          | 317,170.00   | 317,170.00   | 598,789.28                   | 2,161,210.72              |
| 02000001                | 25                     | TRANSPORTE Y ALMACENAJE                  |        |                          |                       | 2,535,000.00  | 0.00          | 2,535,000.00  | 599,450.00         | 303,186.00          | 555,926.01   | 303,186.00   | 1,155,376.01                 | 1,379,623.99              |
| 02000001                | 26                     | ALQUILERES                               |        |                          |                       | 1,030,000.00  | 145,000.00    | 1,175,000.00  | 491,421.90         | 0.00                | 33,310.01    | 0.00         | 524,731.91                   | 650,268.09                |

**AYUNTAMIENTO DEL DISTRITO NACIONAL****EJECUCIÓN PRESUPUESTARIA DEL GASTO****CORRESPONDIENTE AL MES DE Junio DEL AÑO 2008****CODIGO INSTITUCION 7001**

| Estructura Programática | Clasificador del Gasto | Denominación                             | Funció | Fuente de Financiamiento | Organismo Financiador | Presupuesto   |               |               | Acumulado Anterior | Ejecución del Gasto |              |              |                              | Balance Disponible (9-14) |
|-------------------------|------------------------|------------------------------------------|--------|--------------------------|-----------------------|---------------|---------------|---------------|--------------------|---------------------|--------------|--------------|------------------------------|---------------------------|
|                         |                        |                                          |        |                          |                       | Original      | Variación     | Actual        |                    | Compromiso          | Devengado    | Pagado       | Devengado a la fecha (10+12) |                           |
| 1                       | 2                      | 3                                        | 4      | 5                        | 6                     | 7             | 8             | 9             | 10                 | 11                  | 12           | 13           | 14                           | 15                        |
| 02000001                | 27                     | SEGUROS                                  |        |                          |                       | 23,670.00     | 0.00          | 23,670.00     | 23,670.00          | 0.00                | 0.00         | 0.00         | 23,670.00                    | 0.00                      |
| 02000001                | 28                     | CONSERVACION,REPARACIONES MENORES Y CC   |        |                          |                       | 250,000.00    | -200,000.00   | 50,000.00     | 19,856.13          | 14,288.13           | 0.00         | 14,288.13    | 19,856.13                    | 30,143.87                 |
| 02000001                | 29                     | OTROS SERVICIOS NO PERSONALES            |        |                          |                       | 3,120,000.00  | 300,000.00    | 3,420,000.00  | 1,914,765.39       | 320,635.18          | 276,750.25   | 320,635.18   | 2,191,515.64                 | 1,228,484.36              |
| 02000001                | 31                     | ALIMENTOS Y PRODUCTOS AGROFORESTALES     |        |                          |                       | 2,675,000.00  | -105,000.00   | 2,570,000.00  | 647,891.52         | 288,661.53          | 150,645.17   | 323,461.53   | 798,536.69                   | 1,771,463.31              |
| 02000001                | 32                     | TEXTILES Y VESTUARIO                     |        |                          |                       | 615,000.00    | 10,000.00     | 625,000.00    | 41,686.18          | 0.00                | 88,432.44    | 0.00         | 130,118.62                   | 494,881.38                |
| 02000001                | 33                     | PRODUCTOS DE PAPEL, CARTON E IMPRESOS    |        |                          |                       | 480,000.00    | 50,000.00     | 530,000.00    | 171,484.60         | 7,482.00            | 7,482.00     | 7,482.00     | 178,966.60                   | 351,033.40                |
| 02000001                | 34                     | COMBUSTIBLE, LUBRICANTES, PRODUCTOS QUIM |        |                          |                       | 2,929,824.00  | -1,862,885.68 | 1,066,938.32  | 140,858.00         | 0.00                | 300,639.68   | -300,639.68  | 441,497.68                   | 625,440.64                |
| 02000001                | 35                     | PRODUCTOS DE CUERO, CAUCHO Y PLASTICO    |        |                          |                       | 45,000.00     | 100,000.00    | 145,000.00    | 64,032.00          | 0.00                | 3,828.00     | 0.00         | 67,860.00                    | 77,140.00                 |
| 02000001                | 36                     | PRODUCTOS DE MINERALES METALICOS Y NO MI |        |                          |                       | 905,000.00    | 0.00          | 905,000.00    | 273,157.75         | 0.00                | 0.00         | 0.00         | 273,157.75                   | 631,842.25                |
| 02000001                | 39                     | PRODUCTOS Y UTILES VARIOS                |        |                          |                       | 2,790,000.00  | -1,400,000.00 | 1,390,000.00  | 131,379.40         | 0.00                | 33,999.88    | 0.00         | 165,379.28                   | 1,224,620.72              |
| 02000001                | 42                     | TRANSFERENCIA CORRIENTES AL SECTOR PRIV. |        |                          |                       | 1,500,000.00  | 50,000.00     | 1,550,000.00  | 250,000.00         | 13,500.00           | 13,500.00    | 13,500.00    | 263,500.00                   | 1,286,500.00              |
| 02000001                | 61                     | MAQUINARIA Y EQUIPO                      |        |                          |                       | 2,505,000.00  | 1,960,000.00  | 4,465,000.00  | 588,466.21         | 0.00                | 690,425.50   | 0.00         | 1,278,891.71                 | 3,186,108.29              |
| 02000001                | 63                     | CONSTRUCCIONES Y MEJORAS                 |        |                          |                       | 0.00          | 416,700.00    | 416,700.00    |                    |                     |              |              |                              | 416,700.00                |
| 0200000101              | 11                     | Sueldos para Cargos Fijos                |        |                          |                       | 30,122,205.66 | 0.00          | 30,122,205.66 | 8,847,069.29       |                     | 1,778,893.50 | 1,778,893.50 | 10,625,962.79                | 19,496,242.87             |
| 0200000101              | 12                     | SUELDOS PERSONAL TEMPORERO               |        |                          |                       | 1,686,432.47  | 0.00          | 1,686,432.47  |                    |                     |              |              |                              | 1,686,432.47              |
| 0200000101              | 15                     | HONORARIOS                               |        |                          |                       | 715,000.00    | 0.00          | 715,000.00    |                    |                     |              |              |                              | 715,000.00                |
| 0200000101              | 18                     | GRATIFICACIONES Y BONIFICACIONES         |        |                          |                       | 609,168.00    | 0.00          | 609,168.00    |                    |                     |              |              |                              | 609,168.00                |
| 0200000101              | 19                     | CONTRIBUCIONES A LA SEGURIDAD SOCIAL     |        |                          |                       | 0.00          | 3,891,213.00  | 3,891,213.00  | 1,082,347.87       |                     | 219,433.14   | 219,433.14   | 1,301,781.01                 | 2,589,431.99              |
| 0200000101              | 23                     | PUBLICIDAD, IMPRESION Y ENCUADERNACION   |        |                          |                       | 1,898,227.99  | 0.00          | 1,898,227.99  | 80,551.00          | 0.00                | 49,230.00    | 0.00         | 129,781.00                   | 1,768,446.99              |
| 0200000101              | 24                     | VIATICOS                                 |        |                          |                       | 1,712,208.10  | 0.00          | 1,712,208.10  | 92,005.47          | 115,920.00          | 115,920.00   | 115,920.00   | 207,925.47                   | 1,504,282.63              |
| 0200000101              | 25                     | TRANSPORTE Y ALMACENAJE                  |        |                          |                       | 859,188.61    | 0.00          | 859,188.61    | 0.00               | 0.00                | 0.00         | 0.00         | 0.00                         | 859,188.61                |
| 0200000101              | 26                     | ALQUILERES                               |        |                          |                       | 1,443,274.63  | 0.00          | 1,443,274.63  | 148,384.95         | 18,392.95           | 86,829.96    | 18,392.95    | 235,214.91                   | 1,208,059.72              |
| 0200000101              | 28                     | CONSERVACION,REPARACIONES MENORES Y CC   |        |                          |                       | 199,626.95    | 0.00          | 199,626.95    |                    |                     |              |              |                              | 199,626.95                |
| 0200000101              | 29                     | OTROS SERVICIOS NO PERSONALES            |        |                          |                       | 4,097,726.73  | -600,000.00   | 3,497,726.73  | 671,303.86         | 279,976.64          | 330,926.64   | 71,376.64    | 1,002,230.50                 | 2,495,496.23              |
| 0200000101              | 31                     | ALIMENTOS Y PRODUCTOS AGROFORESTALES     |        |                          |                       | 1,732,528.52  | -100,000.00   | 1,632,528.52  | 115,872.47         | 23,329.19           | 48,561.20    | 23,329.19    | 164,433.67                   | 1,468,094.85              |
| 0200000101              | 32                     | TEXTILES Y VESTUARIO                     |        |                          |                       | 539,076.69    | 0.00          | 539,076.69    | 118,600.00         | 0.00                | 0.00         | 0.00         | 118,600.00                   | 420,476.69                |
| 0200000101              | 33                     | PRODUCTOS DE PAPEL, CARTON E IMPRESOS    |        |                          |                       | 1,248,134.73  | 0.00          | 1,248,134.73  | 138,413.02         | 417.60              | 6,844.00     | 417.60       | 145,257.02                   | 1,102,877.71              |
| 0200000101              | 34                     | COMBUSTIBLE, LUBRICANTES, PRODUCTOS QUIM |        |                          |                       | 904,834.84    | -293,400.10   | 611,434.74    | 11,904.00          | 10,904.00           | 83,103.20    | -83,103.20   | 95,007.20                    | 516,427.54                |
| 0200000101              | 36                     | PRODUCTOS DE MINERALES METALICOS Y NO MI |        |                          |                       | 429,347.16    | 0.00          | 429,347.16    | 13,619.31          | 0.00                | 0.00         | 0.00         | 13,619.31                    | 415,727.85                |
| 0200000101              | 39                     | PRODUCTOS Y UTILES VARIOS                |        |                          |                       | 1,148,134.73  | -150,000.00   | 998,134.73    | 185,290.18         | 14,851.83           | 18,082.54    | 5,479.03     | 203,372.72                   | 794,762.01                |
| 0200000101              | 42                     | TRANSFERENCIA CORRIENTES AL SECTOR PRIV. |        |                          |                       | 0.00          | 400,000.00    | 400,000.00    | 72,000.00          | 0.00                | 0.00         | 0.00         | 72,000.00                    | 328,000.00                |
| 0200000101              | 61                     | MAQUINARIA Y EQUIPO                      |        |                          |                       | 2,271,829.04  | 500,000.00    | 2,771,829.04  | 413,611.60         | 39,440.00           | 0.00         | 0.00         | 413,611.60                   | 2,358,217.44              |
| 0200000101              | 63                     | CONSTRUCCIONES Y MEJORAS                 |        |                          |                       | 8,797,575.15  | -500,000.00   | 8,297,575.15  | 123,455.90         |                     | 0.00         |              | 123,455.90                   | 8,174,119.25              |

# AYUNTAMIENTO DEL DISTRITO NACIONAL

## EJECUCIÓN PRESUPUESTARIA DEL GASTO

CORRESPONDIENTE AL MES DE Junio DEL AÑO 2008

CODIGO INSTITUCION 7001

| Estructura Programática | Clasificador del Gasto | Denominación                             | Funció | Fuente de Financiamiento | Organismo Financiador | Presupuesto   |               |               | Acumulado Anterior | Ejecución del Gasto |              |              |                              | Balance Disponible (9-14) |
|-------------------------|------------------------|------------------------------------------|--------|--------------------------|-----------------------|---------------|---------------|---------------|--------------------|---------------------|--------------|--------------|------------------------------|---------------------------|
|                         |                        |                                          |        |                          |                       | Original      | Variación     | Actual        |                    | Compromiso          | Devengado    | Pagado       | Devengado a la fecha (10+12) |                           |
| 1                       | 2                      | 3                                        | 4      | 5                        | 6                     | 7             | 8             | 9             | 10                 | 11                  | 12           | 13           | 14                           | 15                        |
| 0200000102              | 11                     | Sueldos para Cargos Fijos                |        |                          |                       | 15,500,028.00 | -2,280,257.00 | 13,219,771.00 | 3,388,572.12       |                     | 666,295.31   | 666,295.31   | 4,054,867.43                 | 9,164,903.57              |
| 0200000102              | 13                     | SOBRESUELDOS                             |        |                          |                       | 5,500,000.00  | -1,500,000.00 | 4,000,000.00  | 951,271.20         | 1,918,726.95        | 2,120,332.45 | 2,176,601.48 | 3,071,603.65                 | 928,396.35                |
| 0200000102              | 15                     | HONORARIOS                               |        |                          |                       | 2,000,000.00  | -1,000,000.00 | 1,000,000.00  |                    |                     |              |              |                              | 1,000,000.00              |
| 0200000102              | 18                     | GRATIFICACIONES Y BONIFICACIONES         |        |                          |                       | 1,291,669.00  | 0.00          | 1,291,669.00  |                    |                     |              |              |                              | 1,291,669.00              |
| 0200000102              | 19                     | CONTRIBUCIONES A LA SEGURIDAD SOCIAL     |        |                          |                       | 0.00          | 1,999,795.00  | 1,999,795.00  | 446,286.23         |                     | 88,374.74    | 88,374.74    | 534,660.97                   | 1,465,134.03              |
| 0200000102              | 21                     | SERVICIOS DE COMUNICACIONES              |        |                          |                       | 100,000.00    | 0.00          | 100,000.00    |                    |                     |              |              |                              | 100,000.00                |
| 0200000102              | 23                     | PUBLICIDAD, IMPRESION Y ENCUADERNACION   |        |                          |                       | 40,000.00     | -15,000.00    | 25,000.00     |                    |                     |              |              |                              | 25,000.00                 |
| 0200000102              | 24                     | VIATICOS                                 |        |                          |                       | 350,000.00    | 100,000.00    | 450,000.00    | 77,113.80          | 0.00                | 0.00         | 0.00         | 77,113.80                    | 372,886.20                |
| 0200000102              | 25                     | TRANSPORTE Y ALMACENAJE                  |        |                          |                       | 250,000.00    | -150,000.00   | 100,000.00    |                    |                     |              |              |                              | 100,000.00                |
| 0200000102              | 26                     | ALQUILERES                               |        |                          |                       | 50,000.00     | -40,000.00    | 10,000.00     |                    |                     |              |              |                              | 10,000.00                 |
| 0200000102              | 29                     | OTROS SERVICIOS NO PERSONALES            |        |                          |                       | 1,900,000.00  | 10,680,257.00 | 12,580,257.00 | 1,744,063.00       | 74,563.00           | 94,500.00    | 74,563.00    | 1,838,563.00                 | 10,741,694.00             |
| 0200000102              | 31                     | ALIMENTOS Y PRODUCTOS AGROFORESTALES     |        |                          |                       | 75,000.00     | -25,000.00    | 50,000.00     |                    |                     |              |              |                              | 50,000.00                 |
| 0200000102              | 32                     | TEXTILES Y VESTUARIO                     |        |                          |                       | 15,000.00     | 0.00          | 15,000.00     |                    |                     |              |              |                              | 15,000.00                 |
| 0200000102              | 33                     | PRODUCTOS DE PAPEL, CARTON E IMPRESOS    |        |                          |                       | 325,000.00    | 0.00          | 325,000.00    | 6,090.00           | 0.00                | 0.00         | 0.00         | 6,090.00                     | 318,910.00                |
| 0200000102              | 34                     | COMBUSTIBLE, LUBRICANTES, PRODUCTOS QUIM |        |                          |                       | 260,000.00    | -40,000.00    | 220,000.00    | 0.00               |                     | 10,000.00    | -10,000.00   | 10,000.00                    | 210,000.00                |
| 0200000102              | 36                     | PRODUCTOS DE MINERALES METALICOS Y NO MI |        |                          |                       | 60,000.00     | -30,000.00    | 30,000.00     |                    |                     |              |              |                              | 30,000.00                 |
| 0200000102              | 39                     | PRODUCTOS Y UTILES VARIOS                |        |                          |                       | 120,000.00    | 40,000.00     | 160,000.00    | 89,309.55          | 5,802.55            | 28,396.80    | 5,802.55     | 117,706.35                   | 42,293.65                 |
| 0200000102              | 42                     | TRANSFERENCIA CORRIENTES AL SECTOR PRIV. |        |                          |                       | 0.00          | 280,000.00    | 280,000.00    | 0.00               | 0.00                | 0.00         | 0.00         | 0.00                         | 280,000.00                |
| 0200000102              | 61                     | MAQUINARIA Y EQUIPO                      |        |                          |                       | 3,000,000.00  | 0.00          | 3,000,000.00  | 60,598.40          | 0.00                | 8,033.00     | 0.00         | 68,631.40                    | 2,931,368.60              |
| 0200000102              | 63                     | CONSTRUCCIONES Y MEJORAS                 |        |                          |                       | 500,000.00    | 0.00          | 500,000.00    |                    |                     |              |              |                              | 500,000.00                |
| 0200000102              | 87                     | DISMINUCION DE PASIVO CON PROVEEDORES    |        |                          |                       | 1,700,000.00  | -1,060,000.00 | 640,000.00    | 684,832.73         | 0.00                | 0.00         | -89,288.10   | 684,832.73                   | -44,832.73                |
| 0200000103              | 11                     | Sueldos para Cargos Fijos                |        |                          |                       | 3,562,800.00  | 0.00          | 3,562,800.00  | 1,218,735.19       |                     | 240,109.11   | 240,109.11   | 1,458,844.30                 | 2,103,955.70              |
| 0200000103              | 18                     | GRATIFICACIONES Y BONIFICACIONES         |        |                          |                       | 296,900.00    | 0.00          | 296,900.00    |                    |                     |              |              |                              | 296,900.00                |
| 0200000103              | 19                     | CONTRIBUCIONES A LA SEGURIDAD SOCIAL     |        |                          |                       | 0.00          | 459,668.00    | 459,668.00    | 154,786.95         |                     | 30,957.39    | 30,957.39    | 185,744.34                   | 273,923.66                |
| 0200000103              | 23                     | PUBLICIDAD, IMPRESION Y ENCUADERNACION   |        |                          |                       | 15,000,000.00 | -20,000.00    | 14,980,000.00 | 2,911,084.40       | 506,000.00          | 790,136.00   | 464,000.00   | 3,701,220.40                 | 11,278,779.60             |
| 0200000103              | 24                     | VIATICOS                                 |        |                          |                       | 35,000.00     | 0.00          | 35,000.00     |                    |                     |              |              |                              | 35,000.00                 |
| 0200000103              | 25                     | TRANSPORTE Y ALMACENAJE                  |        |                          |                       | 15,000.00     | 0.00          | 15,000.00     |                    |                     |              |              |                              | 15,000.00                 |
| 0200000103              | 26                     | ALQUILERES                               |        |                          |                       | 30,000.00     | -20,000.00    | 10,000.00     |                    |                     |              |              |                              | 10,000.00                 |
| 0200000103              | 29                     | OTROS SERVICIOS NO PERSONALES            |        |                          |                       | 450,000.00    | 0.00          | 450,000.00    | 74,069.06          | 0.00                | 134,560.00   | 0.00         | 208,629.06                   | 241,370.94                |
| 0200000103              | 31                     | ALIMENTOS Y PRODUCTOS AGROFORESTALES     |        |                          |                       | 75,000.00     | -50,000.00    | 25,000.00     |                    |                     |              |              |                              | 25,000.00                 |
| 0200000103              | 33                     | PRODUCTOS DE PAPEL, CARTON E IMPRESOS    |        |                          |                       | 80,000.00     | 40,000.00     | 120,000.00    | 71,196.88          | 0.00                | 0.00         | 0.00         | 71,196.88                    | 48,803.12                 |
| 0200000103              | 34                     | COMBUSTIBLE, LUBRICANTES, PRODUCTOS QUIM |        |                          |                       | 246,040.00    | -144,885.40   | 101,154.60    | 0.00               |                     | 22,624.00    | -22,624.00   | 22,624.00                    | 78,530.60                 |
| 0200000103              | 35                     | PRODUCTOS DE CUERO, CAUCHO Y PLASTICO    |        |                          |                       | 40,000.00     | -20,000.00    | 20,000.00     |                    |                     |              |              |                              | 20,000.00                 |



# AYUNTAMIENTO DEL DISTRITO NACIONAL

## EJECUCIÓN PRESUPUESTARIA DEL GASTO

CORRESPONDIENTE AL MES DE Junio DEL AÑO 2008

CODIGO INSTITUCION 7001

| Estructura Programática | Clasificador del Gasto | Denominación                             | Funció | Fuente de Financiamiento | Organismo Financiador | Presupuesto   |                |               | Acumulado Anterior | Ejecución del Gasto |              |              |                              | Balance Disponible (9-14) |
|-------------------------|------------------------|------------------------------------------|--------|--------------------------|-----------------------|---------------|----------------|---------------|--------------------|---------------------|--------------|--------------|------------------------------|---------------------------|
|                         |                        |                                          |        |                          |                       | Original      | Variación      | Actual        |                    | Compromiso          | Devengado    | Pagado       | Devengado a la fecha (10+12) |                           |
| 1                       | 2                      | 3                                        | 4      | 5                        | 6                     | 7             | 8              | 9             | 10                 | 11                  | 12           | 13           | 14                           | 15                        |
| 0200000103              | 36                     | PRODUCTOS DE MINERALES METALICOS Y NO MI |        |                          |                       | 25,000.00     | 0.00           | 25,000.00     | 0.00               |                     | 0.00         |              | 0.00                         | 25,000.00                 |
| 0200000103              | 39                     | PRODUCTOS Y UTILES VARIOS                |        |                          |                       | 50,000.00     | 20,000.00      | 70,000.00     | 48,093.60          | 48,093.60           | 0.00         | 48,093.60    | 48,093.60                    | 21,906.40                 |
| 0200000103              | 42                     | TRANSFERENCIA CORRIENTES AL SECTOR PRIV. |        |                          |                       | 60,000.00     | 0.00           | 60,000.00     | 20,000.00          | 5,000.00            | 5,000.00     | 5,000.00     | 25,000.00                    | 35,000.00                 |
| 0200000103              | 61                     | MAQUINARIA Y EQUIPO                      |        |                          |                       | 500,000.00    | 150,000.00     | 650,000.00    | 0.00               |                     | 0.00         |              | 0.00                         | 650,000.00                |
| 02000002                | 11                     | Sueldos para Cargos Fijos                |        |                          |                       | 26,154,163.11 | 8,500,000.00   | 34,654,163.11 | 14,748,617.72      |                     | 2,959,288.23 | 2,959,288.23 | 17,707,905.95                | 16,946,257.16             |
| 02000002                | 12                     | SUELDOS PERSONAL TEMPORERO               |        |                          |                       | 334,541.49    | 0.00           | 334,541.49    |                    |                     |              |              |                              | 334,541.49                |
| 02000002                | 18                     | GRATIFICACIONES Y BONIFICACIONES         |        |                          |                       | 2,207,391.72  | 590,000.00     | 2,797,391.72  |                    |                     |              |              |                              | 2,797,391.72              |
| 02000002                | 19                     | CONTRIBUCIONES A LA SEGURIDAD SOCIAL     |        |                          |                       | 0.00          | 4,528,944.00   | 4,528,944.00  | 1,939,360.91       |                     | 389,604.44   | 389,604.44   | 2,328,965.35                 | 2,199,978.65              |
| 02000002                | 21                     | SERVICIOS DE COMUNICACIONES              |        |                          |                       | 66,907.76     | 0.00           | 66,907.76     |                    |                     |              |              |                              | 66,907.76                 |
| 02000002                | 22                     | SERVICIOS BASICOS                        |        |                          |                       | 1,000,000.00  | -550,000.00    | 450,000.00    | 34,800.00          | 34,800.00           | 34,480.00    | 34,800.00    | 69,280.00                    | 380,720.00                |
| 02000002                | 23                     | PUBLICIDAD, IMPRESION Y ENCUADERNACION   |        |                          |                       | 652,169.86    | 70,000.00      | 722,169.86    | 0.00               |                     | 50,000.00    |              | 50,000.00                    | 672,169.86                |
| 02000002                | 24                     | VIATICOS                                 |        |                          |                       | 150,361.64    | 0.00           | 150,361.64    | 0.00               | 30,733.27           | 30,733.27    | 30,733.27    | 30,733.27                    | 119,628.37                |
| 02000002                | 25                     | TRANSPORTE Y ALMACENAJE                  |        |                          |                       | 63,381.55     | 0.00           | 63,381.55     |                    |                     |              |              |                              | 63,381.55                 |
| 02000002                | 26                     | ALQUILERES                               |        |                          |                       | 1,034,538.81  | -350,000.00    | 684,538.81    | 47,250.60          | 3,000.00            | 15,780.00    | 3,000.00     | 63,030.60                    | 621,508.21                |
| 02000002                | 27                     | SEGUROS                                  |        |                          |                       | 2,500,000.00  | 0.00           | 2,500,000.00  | 8,777.33           | 0.00                | 0.00         | 0.00         | 8,777.33                     | 2,491,222.67              |
| 02000002                | 28                     | CONSERVACION,REPARACIONES MENORES Y CC   |        |                          |                       | 1,513,381.55  | -725,000.00    | 788,381.55    | 60,485.88          | 9,280.00            | 9,280.00     | 9,280.00     | 69,765.88                    | 718,615.67                |
| 02000002                | 29                     | OTROS SERVICIOS NO PERSONALES            |        |                          |                       | 3,998,777.71  | 5,862,000.00   | 9,860,777.71  | 3,005,444.30       | 290,938.51          | 783,452.19   | 743,002.39   | 3,788,896.49                 | 6,071,881.22              |
| 02000002                | 31                     | ALIMENTOS Y PRODUCTOS AGROFORESTALES     |        |                          |                       | 110,036.16    | -25,000.00     | 85,036.16     | 10,904.00          | 0.00                | 0.00         | 0.00         | 10,904.00                    | 74,132.16                 |
| 02000002                | 32                     | TEXTILES Y VESTUARIO                     |        |                          |                       | 566,907.76    | -295,000.00    | 271,907.76    | 134,618.00         |                     | 22,504.00    |              | 157,122.00                   | 114,785.76                |
| 02000002                | 33                     | PRODUCTOS DE PAPEL, CARTON E IMPRESOS    |        |                          |                       | 1,634,538.81  | -267,000.00    | 1,367,538.81  | 535,911.02         | 226,200.00          | 131,022.00   | 226,200.00   | 666,933.02                   | 700,605.80                |
| 02000002                | 34                     | COMBUSTIBLE, LUBRICANTES, PRODUCTOS QUIM |        |                          |                       | 2,036,098.81  | 10,092,564.00  | 12,128,662.81 | 4,274,955.98       | 821,800.00          | 128,111.55   | -15,820.00   | 4,403,067.53                 | 7,725,595.28              |
| 02000002                | 35                     | PRODUCTOS DE CUERO, CAUCHO Y PLASTICO    |        |                          |                       | 966,907.76    | -525,000.00    | 441,907.76    | 58,150.80          | 0.00                | 2,004.48     | 0.00         | 60,155.28                    | 381,752.48                |
| 02000002                | 36                     | PRODUCTOS DE MINERALES METALICOS Y NO MI |        |                          |                       | 483,453.88    | 380,000.00     | 863,453.88    | 165,366.13         | 11,136.00           | 192,067.00   | 11,136.00    | 357,433.13                   | 506,020.75                |
| 02000002                | 39                     | PRODUCTOS Y UTILES VARIOS                |        |                          |                       | 1,302,169.86  | 0.00           | 1,302,169.86  | 573,729.93         | 85,611.11           | 104,787.13   | 85,611.11    | 678,517.06                   | 623,652.80                |
| 02000002                | 42                     | TRANSFERENCIA CORRIENTES AL SECTOR PRIV. |        |                          |                       | 0.00          | 100,000.00     | 100,000.00    | 0.00               | 0.00                | 0.00         | 0.00         | 0.00                         | 100,000.00                |
| 02000002                | 61                     | MAQUINARIA Y EQUIPO                      |        |                          |                       | 4,302,893.14  | 3,496,168.00   | 7,799,061.14  | 3,388,699.78       | 1,965,755.12        | 1,513,617.12 | 1,992,148.66 | 4,902,316.90                 | 2,896,744.24              |
| 02000002                | 63                     | CONSTRUCCIONES Y MEJORAS                 |        |                          |                       | 3,499,523.62  | 0.00           | 3,499,523.62  | 1,094,086.20       | 514,586.30          | 728,143.60   | 914,577.50   | 1,822,229.80                 | 1,677,293.82              |
| 02000002                | 87                     | DISMINUCION DE PASIVO CON PROVEEDORES    |        |                          |                       | 0.00          | 10,000,000.00  | 10,000,000.00 | 0.00               | 0.00                | 0.00         | 0.00         | 0.00                         | 10,000,000.00             |
| 0200000201              | 21                     | SERVICIOS DE COMUNICACIONES              |        |                          |                       | 13,500,000.00 | 500,000.00     | 14,000,000.00 | 5,025,793.09       | 1,142,063.18        | 1,836,960.16 | 1,142,063.18 | 6,862,753.25                 | 7,137,246.75              |
| 0200000203              | 11                     | Sueldos para Cargos Fijos                |        |                          |                       | 7,000,008.00  | 436,000.00     | 7,436,008.00  | 2,733,622.30       |                     | 600,342.91   | 600,342.91   | 3,333,965.21                 | 4,102,042.79              |
| 0200000203              | 18                     | GRATIFICACIONES Y BONIFICACIONES         |        |                          |                       | 583,334.00    | 5,000,000.00   | 5,583,334.00  |                    |                     |              |              |                              | 5,583,334.00              |
| 0200000203              | 19                     | CONTRIBUCIONES A LA SEGURIDAD SOCIAL     |        |                          |                       | 82,175,297.00 | -72,741,126.00 | 9,434,171.00  | 6,888,020.59       | 0.00                | 76,760.09    | 76,760.09    | 6,964,780.68                 | 2,469,390.32              |
| 0200000203              | 24                     | VIATICOS                                 |        |                          |                       | 75,000.00     | -40,000.00     | 35,000.00     |                    |                     |              |              |                              | 35,000.00                 |

# AYUNTAMIENTO DEL DISTRITO NACIONAL

## EJECUCIÓN PRESUPUESTARIA DEL GASTO

CORRESPONDIENTE AL MES DE Junio DEL AÑO 2008

CODIGO INSTITUCION **7001**

| Estructura Programática | Clasificador del Gasto | Denominación                             | Funció | Fuente de Financiamiento | Organismo Financiador | Presupuesto    |                |                | Acumulado Anterior | Ejecución del Gasto |                |               |                              | Balance Disponible (9-14) |
|-------------------------|------------------------|------------------------------------------|--------|--------------------------|-----------------------|----------------|----------------|----------------|--------------------|---------------------|----------------|---------------|------------------------------|---------------------------|
|                         |                        |                                          |        |                          |                       | Original       | Variación      | Actual         |                    | Compromiso          | Devengado      | Pagado        | Devengado a la fecha (10+12) |                           |
| 1                       | 2                      | 3                                        | 4      | 5                        | 6                     | 7              | 8              | 9              | 10                 | 11                  | 12             | 13            | 14                           | 15                        |
| 020000203               | 25                     | TRANSPORTE Y ALMACENAJE                  |        |                          |                       | 50,000.00      | 0.00           | 50,000.00      |                    |                     |                |               |                              | 50,000.00                 |
| 020000203               | 26                     | ALQUILERES                               |        |                          |                       | 0.00           | 105,300.00     | 105,300.00     | 0.00               | 0.00                | 105,263.04     | 0.00          | 105,263.04                   | 36.96                     |
| 020000203               | 27                     | SEGUROS                                  |        |                          |                       | 36,000,000.00  | 0.00           | 36,000,000.00  | 11,833,052.25      | 2,170,508.50        | 2,307,298.50   | 2,148,178.50  | 14,140,350.75                | 21,859,649.25             |
| 020000203               | 28                     | CONSERVACION,REPARACIONES MENORES Y CC   |        |                          |                       | 45,000.00      | 0.00           | 45,000.00      | 12,035.00          | 0.00                | 0.00           | 0.00          | 12,035.00                    | 32,965.00                 |
| 020000203               | 29                     | OTROS SERVICIOS NO PERSONALES            |        |                          |                       | 400,000.00     | 0.00           | 400,000.00     | 120,326.80         | 0.00                | 23,055.00      | 0.00          | 143,381.80                   | 256,618.20                |
| 020000203               | 31                     | ALIMENTOS Y PRODUCTOS AGROFORESTALES     |        |                          |                       | 2,000,000.00   | 700,000.00     | 2,700,000.00   |                    |                     |                |               |                              | 2,700,000.00              |
| 020000203               | 32                     | TEXTILES Y VESTUARIO                     |        |                          |                       | 40,000.00      | 0.00           | 40,000.00      |                    |                     |                |               |                              | 40,000.00                 |
| 020000203               | 33                     | PRODUCTOS DE PAPEL, CARTON E IMPRESOS    |        |                          |                       | 150,000.00     | 300,000.00     | 450,000.00     | 122,449.60         | 0.00                | 0.00           | 0.00          | 122,449.60                   | 327,550.40                |
| 020000203               | 34                     | COMBUSTIBLE, LUBRICANTES, PRODUCTOS QUIM |        |                          |                       | 106,000.00     | -40,000.00     | 66,000.00      | 0.00               |                     | 10,000.00      | -10,000.00    | 10,000.00                    | 56,000.00                 |
| 020000203               | 35                     | PRODUCTOS DE CUERO, CAUCHO Y PLASTICO    |        |                          |                       | 50,000.00      | 0.00           | 50,000.00      | 24,336.80          | 0.00                | 4,988.00       | 0.00          | 29,324.80                    | 20,675.20                 |
| 020000203               | 36                     | PRODUCTOS DE MINERALES METALICOS Y NO MI |        |                          |                       | 35,000.00      | 0.00           | 35,000.00      |                    |                     |                |               |                              | 35,000.00                 |
| 020000203               | 39                     | PRODUCTOS Y UTILES VARIOS                |        |                          |                       | 75,000.00      | 819,700.00     | 894,700.00     | 222,247.65         | 1,584.85            | 30,094.00      | 1,584.85      | 252,341.65                   | 642,358.35                |
| 020000203               | 41                     | Prestaciones de la seguridad social      |        |                          |                       | 80,576,330.00  | 0.00           | 80,576,330.00  | 30,345,765.57      |                     | 6,031,670.63   | 6,031,670.63  | 36,377,436.20                | 44,198,893.80             |
| 020000203               | 42                     | TRANSFERENCIA CORRIENTES AL SECTOR PRIV. |        |                          |                       | 2,900,000.00   | 3,500,000.00   | 6,400,000.00   | 2,226,811.39       | 0.00                | 439,983.20     | 431,733.20    | 2,666,794.59                 | 3,733,205.41              |
| 020000203               | 61                     | MAQUINARIA Y EQUIPO                      |        |                          |                       | 1,000,000.00   | 115,000.00     | 1,115,000.00   | 436,867.60         | 77,488.00           | 64,496.00      | 77,488.00     | 501,363.60                   | 613,636.40                |
| 020000206               | 87                     | DISMINUCION DE PASIVO CON PROVEEDORES    |        |                          |                       | 67,855,000.00  | -4,000,000.00  | 63,855,000.00  | 50,265,108.78      | 5,585,709.42        | 7,889,703.58   | 5,802,513.42  | 58,154,812.36                | 5,700,187.64              |
| 020000207               | 81                     | AMORTIZACION DE PRESTAMOS INTERNOS       |        |                          |                       | 900,000,000.00 | -72,535,000.00 | 827,465,000.00 | 157,347,019.11     |                     | 198,541,559.44 | 56,017,581.46 | 355,888,578.55               | 471,576,421.45            |
| 020000207               | 87                     | DISMINUCION DE PASIVO CON PROVEEDORES    |        |                          |                       | 18,272,766.00  | 10,000,000.00  | 28,272,766.00  | 18,272,755.04      | 0.00                | 0.00           | 0.00          | 18,272,755.04                | 10,000,010.96             |
| 020000207               | 91                     | INTERESES DE LA DEUDA PUBLICA INTERNA    |        |                          |                       | 6,727,234.00   | 14,500,000.00  | 21,227,234.00  | 5,155,121.99       |                     | 5,160,395.83   | 1,426,446.46  | 10,315,517.82                | 10,911,716.18             |
| 020000207               | 93                     | COMISIONES Y OTROS GASTOS BANCARIOS DE L |        |                          |                       | 1,000,000.00   | 0.00           | 1,000,000.00   |                    |                     |                |               |                              | 1,000,000.00              |
| 02000003                | 11                     | Sueldos para Cargos Fijos                |        |                          |                       | 15,298,362.31  | 0.00           | 15,298,362.31  | 6,292,961.08       |                     | 1,258,806.43   | 1,258,806.43  | 7,551,767.51                 | 7,746,594.80              |
| 02000003                | 13                     | SOBRESUELDOS                             |        |                          |                       | 8,399,094.29   | 0.00           | 8,399,094.29   | 536,096.47         | 3,179.70            | 3,179.70       | 3,179.70      | 539,276.17                   | 7,859,818.12              |
| 02000003                | 18                     | GRATIFICACIONES Y BONIFICACIONES         |        |                          |                       | 1,274,863.53   | 0.00           | 1,274,863.53   |                    |                     |                |               |                              | 1,274,863.53              |
| 02000003                | 19                     | CONTRIBUCIONES A LA SEGURIDAD SOCIAL     |        |                          |                       | 0.00           | 1,973,990.00   | 1,973,990.00   | 856,287.98         |                     | 172,103.63     | 172,103.63    | 1,028,391.61                 | 945,598.39                |
| 02000003                | 21                     | SERVICIOS DE COMUNICACIONES              |        |                          |                       | 1,199,870.61   | 0.00           | 1,199,870.61   |                    |                     |                |               |                              | 1,199,870.61              |
| 02000003                | 22                     | SERVICIOS BASICOS                        |        |                          |                       | 79,991.37      | 0.00           | 79,991.37      |                    |                     |                |               |                              | 79,991.37                 |
| 02000003                | 23                     | PUBLICIDAD, IMPRESION Y ENCUADERNACION   |        |                          |                       | 239,974.12     | 0.00           | 239,974.12     | 0.00               |                     | 0.00           |               | 0.00                         | 239,974.12                |
| 02000003                | 24                     | VIATICOS                                 |        |                          |                       | 249,973.04     | 0.00           | 249,973.04     | 72,613.80          | 53,209.44           | 53,209.44      | 53,209.44     | 125,823.24                   | 124,149.80                |
| 02000003                | 25                     | TRANSPORTE Y ALMACENAJE                  |        |                          |                       | 59,993.53      | 0.00           | 59,993.53      |                    |                     |                |               |                              | 59,993.53                 |
| 02000003                | 26                     | ALQUILERES                               |        |                          |                       | 1,499,838.27   | 0.00           | 1,499,838.27   | 336,400.00         | 72,600.00           | 72,600.00      | 72,600.00     | 409,000.00                   | 1,090,838.27              |
| 02000003                | 29                     | OTROS SERVICIOS NO PERSONALES            |        |                          |                       | 95,589,692.15  | -3,000,000.00  | 92,589,692.15  | 31,002,218.98      | 7,741,538.47        | 7,758,184.47   | 7,741,538.47  | 38,760,403.45                | 53,829,288.70             |
| 02000003                | 31                     | ALIMENTOS Y PRODUCTOS AGROFORESTALES     |        |                          |                       | 49,994.61      | 0.00           | 49,994.61      |                    |                     |                |               |                              | 49,994.61                 |
| 02000003                | 32                     | TEXTILES Y VESTUARIO                     |        |                          |                       | 359,961.18     | -150,000.00    | 209,961.18     | 2,900.00           |                     | 0.00           |               | 2,900.00                     | 207,061.18                |

# AYUNTAMIENTO DEL DISTRITO NACIONAL

## EJECUCIÓN PRESUPUESTARIA DEL GASTO

CORRESPONDIENTE AL MES DE Junio DEL AÑO 2008

CODIGO INSTITUCION 7001

| Estructura Programática | Clasificador del Gasto | Denominación                             | Funció | Fuente de Financiamiento | Organismo Financiador | Presupuesto   |               |               | Acumulado Anterior | Ejecución del Gasto |            |             |                              | Balance Disponible (9-14) |
|-------------------------|------------------------|------------------------------------------|--------|--------------------------|-----------------------|---------------|---------------|---------------|--------------------|---------------------|------------|-------------|------------------------------|---------------------------|
|                         |                        |                                          |        |                          |                       | Original      | Variación     | Actual        |                    | Compromiso          | Devengado  | Pagado      | Devengado a la fecha (10+12) |                           |
| 1                       | 2                      | 3                                        | 4      | 5                        | 6                     | 7             | 8             | 9             | 10                 | 11                  | 12         | 13          | 14                           | 15                        |
| 02000003                | 33                     | PRODUCTOS DE PAPEL, CARTON E IMPRESOS    |        |                          |                       | 299,967.65    | 0.00          | 299,967.65    | 212,222.00         |                     | 4,670.16   |             | 216,892.16                   | 83,075.49                 |
| 02000003                | 34                     | COMBUSTIBLE, LUBRICANTES, PRODUCTOS QUIM |        |                          |                       | 3,037,200.49  | -2,657,606.46 | 379,594.03    | 35,983.78          |                     | 276,931.04 | -276,931.04 | 312,914.82                   | 66,679.21                 |
| 02000003                | 35                     | PRODUCTOS DE CUERO, CAUCHO Y PLASTICO    |        |                          |                       | 599,935.31    | -100,000.00   | 499,935.31    | 23,780.00          | 0.00                | 13,432.80  | 0.00        | 37,212.80                    | 462,722.51                |
| 02000003                | 36                     | PRODUCTOS DE MINERALES METALICOS Y NO MI |        |                          |                       | 0.00          | 500,000.00    | 500,000.00    | 174.00             | 174.00              | 12,760.00  | 174.00      | 12,934.00                    | 487,066.00                |
| 02000003                | 39                     | PRODUCTOS Y UTILES VARIOS                |        |                          |                       | 0.00          | 650,000.00    | 650,000.00    | 267,609.04         | 2,204.00            | 124,319.98 | 2,204.00    | 391,929.02                   | 258,070.98                |
| 02000003                | 61                     | MAQUINARIA Y EQUIPO                      |        |                          |                       | 999,892.18    | 11,600,000.00 | 12,599,892.18 | 1,445,907.00       | 7,540.00            | 145,545.00 | 7,540.00    | 1,591,452.00                 | 11,008,440.18             |
| 02000003                | 63                     | CONSTRUCCIONES Y MEJORAS                 |        |                          |                       | 999,892.18    | 0.00          | 999,892.18    |                    |                     |            |             |                              | 999,892.18                |
| 02000003                | 87                     | DISMINUCION DE PASIVO CON PROVEEDORES    |        |                          |                       | 999,892.18    | 2,800,000.00  | 3,799,892.18  | 710,764.68         | 0.00                | 0.00       | 0.00        | 710,764.68                   | 3,089,127.50              |
| 0200000302              | 87                     | DISMINUCION DE PASIVO CON PROVEEDORES    |        |                          |                       | 14,152.00     | 0.00          | 14,152.00     | 14,152.00          | 0.00                | 0.00       | 0.00        | 14,152.00                    | 0.00                      |
| 0200000303              | 11                     | Sueldos para Cargos Fijos                |        |                          |                       | 5,040,000.00  | 0.00          | 5,040,000.00  | 2,039,591.42       |                     | 410,015.72 | 410,015.72  | 2,449,607.14                 | 2,590,392.86              |
| 0200000303              | 13                     | SOBRESUELDOS                             |        |                          |                       | 250,000.00    | 300,000.00    | 550,000.00    | 152,721.45         | 0.00                | 0.00       | 0.00        | 152,721.45                   | 397,278.55                |
| 0200000303              | 18                     | GRATIFICACIONES Y BONIFICACIONES         |        |                          |                       | 420,000.00    | 0.00          | 420,000.00    |                    |                     |            |             |                              | 420,000.00                |
| 0200000303              | 19                     | CONTRIBUCIONES A LA SEGURIDAD SOCIAL     |        |                          |                       | 0.00          | 650,255.00    | 650,255.00    | 272,750.47         |                     | 55,147.51  | 55,147.51   | 327,897.98                   | 322,357.02                |
| 0200000303              | 23                     | PUBLICIDAD, IMPRESION Y ENCUADERNACION   |        |                          |                       | 25,000.00     | 0.00          | 25,000.00     |                    |                     |            |             |                              | 25,000.00                 |
| 0200000303              | 24                     | VIATICOS                                 |        |                          |                       | 35,000.00     | 0.00          | 35,000.00     |                    |                     |            |             |                              | 35,000.00                 |
| 0200000303              | 29                     | OTROS SERVICIOS NO PERSONALES            |        |                          |                       | 400,000.00    | -200,000.00   | 200,000.00    | 19,501.45          | 0.00                | 0.00       | 0.00        | 19,501.45                    | 180,498.55                |
| 0200000303              | 31                     | ALIMENTOS Y PRODUCTOS AGROFORESTALES     |        |                          |                       | 15,000.00     | 0.00          | 15,000.00     |                    |                     |            |             |                              | 15,000.00                 |
| 0200000303              | 33                     | PRODUCTOS DE PAPEL, CARTON E IMPRESOS    |        |                          |                       | 100,000.00    | 0.00          | 100,000.00    | 51,330.00          | 0.00                | 41,412.00  | 0.00        | 92,742.00                    | 7,258.00                  |
| 0200000303              | 34                     | COMBUSTIBLE, LUBRICANTES, PRODUCTOS QUIM |        |                          |                       | 320,000.00    | -91,626.00    | 228,374.00    | 0.00               |                     | 36,880.00  | -36,880.00  | 36,880.00                    | 191,494.00                |
| 0200000303              | 35                     | PRODUCTOS DE CUERO, CAUCHO Y PLASTICO    |        |                          |                       | 200,000.00    | -100,000.00   | 100,000.00    | 0.00               |                     | 0.00       |             | 0.00                         | 100,000.00                |
| 0200000303              | 39                     | PRODUCTOS Y UTILES VARIOS                |        |                          |                       | 175,000.00    | 0.00          | 175,000.00    | 0.00               |                     | 0.00       |             | 0.00                         | 175,000.00                |
| 0200000303              | 61                     | MAQUINARIA Y EQUIPO                      |        |                          |                       | 300,000.00    | 0.00          | 300,000.00    | 0.00               |                     | 0.00       |             | 0.00                         | 300,000.00                |
| 0200000303              | 63                     | CONSTRUCCIONES Y MEJORAS                 |        |                          |                       | 9,000,000.00  | 0.00          | 9,000,000.00  |                    |                     |            |             |                              | 9,000,000.00              |
| 02000004                | 11                     | Sueldos para Cargos Fijos                |        |                          |                       | 10,200,000.00 | 0.00          | 10,200,000.00 | 4,726,545.85       |                     | 982,389.17 | 982,389.17  | 5,708,935.02                 | 4,491,064.98              |
| 02000004                | 13                     | SOBRESUELDOS                             |        |                          |                       | 300,000.00    | 2,000,000.00  | 2,300,000.00  | 69,251.63          | 0.00                | 0.00       | 0.00        | 69,251.63                    | 2,230,748.37              |
| 02000004                | 15                     | HONORARIOS                               |        |                          |                       | 0.00          | 270,000.00    | 270,000.00    | 0.00               | 0.00                | 0.00       | 0.00        | 0.00                         | 270,000.00                |
| 02000004                | 18                     | GRATIFICACIONES Y BONIFICACIONES         |        |                          |                       | 850,000.00    | 0.00          | 850,000.00    |                    |                     |            |             |                              | 850,000.00                |
| 02000004                | 19                     | CONTRIBUCIONES A LA SEGURIDAD SOCIAL     |        |                          |                       | 0.00          | 1,321,992.00  | 1,321,992.00  | 629,571.02         |                     | 131,998.78 | 131,998.78  | 761,569.80                   | 560,422.20                |
| 02000004                | 23                     | PUBLICIDAD, IMPRESION Y ENCUADERNACION   |        |                          |                       | 5,000.00      | 105,000.00    | 110,000.00    |                    |                     |            |             |                              | 110,000.00                |
| 02000004                | 24                     | VIATICOS                                 |        |                          |                       | 150,000.00    | 1,280,000.00  | 1,430,000.00  | 278,468.43         | 0.00                | 0.00       | 0.00        | 278,468.43                   | 1,151,531.57              |
| 02000004                | 25                     | TRANSPORTE Y ALMACENAJE                  |        |                          |                       | 0.00          | 300,000.00    | 300,000.00    |                    |                     |            |             |                              | 300,000.00                |
| 02000004                | 26                     | ALQUILERES                               |        |                          |                       | 110,000.00    | 60,000.00     | 170,000.00    | 142,059.60         | 0.00                | 0.00       | 0.00        | 142,059.60                   | 27,940.40                 |
| 02000004                | 29                     | OTROS SERVICIOS NO PERSONALES            |        |                          |                       | 11,800,000.00 | -9,200,000.00 | 2,600,000.00  | 1,623,124.64       | 41,332.30           | 52,112.95  | 41,332.30   | 1,675,237.59                 | 924,762.41                |

**AYUNTAMIENTO DEL DISTRITO NACIONAL****EJECUCIÓN PRESUPUESTARIA DEL GASTO****CORRESPONDIENTE AL MES DE Junio DEL AÑO 2008****CODIGO INSTITUCION 7001**

| Estructura Programática | Clasificador del Gasto | Denominación                             | Funció | Fuente de Financiamiento | Organismo Financiador | Presupuesto   |              |               | Acumulado Anterior | Ejecución del Gasto |              |              |                              | Balance Disponible (9-14) |
|-------------------------|------------------------|------------------------------------------|--------|--------------------------|-----------------------|---------------|--------------|---------------|--------------------|---------------------|--------------|--------------|------------------------------|---------------------------|
|                         |                        |                                          |        |                          |                       | Original      | Variación    | Actual        |                    | Compromiso          | Devengado    | Pagado       | Devengado a la fecha (10+12) |                           |
| 1                       | 2                      | 3                                        | 4      | 5                        | 6                     | 7             | 8            | 9             | 10                 | 11                  | 12           | 13           | 14                           | 15                        |
| 02000004                | 31                     | ALIMENTOS Y PRODUCTOS AGROFORESTALES     |        |                          |                       | 15,000.00     | 0.00         | 15,000.00     |                    |                     |              |              |                              | 15,000.00                 |
| 02000004                | 32                     | TEXTILES Y VESTUARIO                     |        |                          |                       | 15,000.00     | 130,000.00   | 145,000.00    | 0.00               | 0.00                | 0.00         | 0.00         | 0.00                         | 145,000.00                |
| 02000004                | 33                     | PRODUCTOS DE PAPEL, CARTON E IMPRESOS    |        |                          |                       | 100,000.00    | 623,000.00   | 723,000.00    | 12,841.20          |                     | 0.00         |              | 12,841.20                    | 710,158.80                |
| 02000004                | 34                     | COMBUSTIBLE, LUBRICANTES, PRODUCTOS QUIM |        |                          |                       | 306,040.00    | -415.50      | 305,624.50    | 3,753.60           |                     | 31,685.60    | -31,685.60   | 35,439.20                    | 270,185.30                |
| 02000004                | 35                     | PRODUCTOS DE CUERO, CAUCHO Y PLASTICO    |        |                          |                       | 40,000.00     | 50,000.00    | 90,000.00     | 2,227.20           |                     | 0.00         |              | 2,227.20                     | 87,772.80                 |
| 02000004                | 36                     | PRODUCTOS DE MINERALES METALICOS Y NO MI |        |                          |                       | 100,000.00    | -30,000.00   | 70,000.00     | 0.00               |                     | 0.00         |              | 0.00                         | 70,000.00                 |
| 02000004                | 39                     | PRODUCTOS Y UTILES VARIOS                |        |                          |                       | 75,833.00     | 103,000.00   | 178,833.00    | 29,349.48          | 0.00                | 3,582.22     | 0.00         | 32,931.70                    | 145,901.30                |
| 02000004                | 42                     | TRANSFERENCIA CORRIENTES AL SECTOR PRIV. |        |                          |                       | 0.00          | 100,000.00   | 100,000.00    |                    |                     |              |              |                              | 100,000.00                |
| 02000004                | 61                     | MAQUINARIA Y EQUIPO                      |        |                          |                       | 300,000.00    | 4,000,000.00 | 4,300,000.00  | 130,616.00         | 0.00                | 0.00         | 0.00         | 130,616.00                   | 4,169,384.00              |
| 02000004                | 63                     | CONSTRUCCIONES Y MEJORAS                 |        |                          |                       | 0.00          | 3,074,000.00 | 3,074,000.00  | 0.00               | 775,888.30          | 775,888.30   | 775,888.30   | 775,888.30                   | 2,298,111.70              |
| 02000004                | 87                     | DISMINUCION DE PASIVO CON PROVEEDORES    |        |                          |                       | 600,000.00    | 0.00         | 600,000.00    | 214,609.30         | 0.00                | 0.00         | 0.00         | 214,609.30                   | 385,390.70                |
| 0200000401              | 11                     | Sueldos para Cargos Fijos                |        |                          |                       | 7,234,044.39  | 0.00         | 7,234,044.39  | 2,646,964.66       |                     | 484,053.24   | 484,053.24   | 3,131,017.90                 | 4,103,026.49              |
| 0200000401              | 12                     | SUELDOS PERSONAL TEMPORERO               |        |                          |                       | 1,468,101.37  | 0.00         | 1,468,101.37  | 594,443.18         |                     | 106,337.85   | 106,337.85   | 700,781.03                   | 767,320.34                |
| 0200000401              | 18                     | GRATIFICACIONES Y BONIFICACIONES         |        |                          |                       | 725,178.81    | 0.00         | 725,178.81    |                    |                     |              |              |                              | 725,178.81                |
| 0200000401              | 19                     | CONTRIBUCIONES A LA SEGURIDAD SOCIAL     |        |                          |                       | 0.00          | 1,124,908.00 | 1,124,908.00  | 431,235.15         |                     | 80,734.14    | 80,734.14    | 511,969.29                   | 612,938.71                |
| 0200000401              | 21                     | SERVICIOS DE COMUNICACIONES              |        |                          |                       | 49,903.65     | 0.00         | 49,903.65     |                    |                     |              |              |                              | 49,903.65                 |
| 0200000401              | 23                     | PUBLICIDAD, IMPRESION Y ENCUADERNACION   |        |                          |                       | 49,903.65     | 0.00         | 49,903.65     |                    |                     |              |              |                              | 49,903.65                 |
| 0200000401              | 24                     | VIATICOS                                 |        |                          |                       | 149,710.94    | 0.00         | 149,710.94    |                    |                     |              |              |                              | 149,710.94                |
| 0200000401              | 25                     | TRANSPORTE Y ALMACENAJE                  |        |                          |                       | 49,903.65     | 0.00         | 49,903.65     |                    |                     |              |              |                              | 49,903.65                 |
| 0200000401              | 26                     | ALQUILERES                               |        |                          |                       | 299,421.87    | 1,000,000.00 | 1,299,421.87  | 0.00               |                     | 0.00         |              | 0.00                         | 1,299,421.87              |
| 0200000401              | 28                     | CONSERVACION,REPARACIONES MENORES Y CC   |        |                          |                       | 74,855.47     | 0.00         | 74,855.47     |                    |                     |              |              |                              | 74,855.47                 |
| 0200000401              | 29                     | OTROS SERVICIOS NO PERSONALES            |        |                          |                       | 728,651.03    | 0.00         | 728,651.03    | 234,520.06         | 59,988.46           | 29,991.84    | 59,988.46    | 264,511.90                   | 464,139.13                |
| 0200000401              | 31                     | ALIMENTOS Y PRODUCTOS AGROFORESTALES     |        |                          |                       | 499,036.45    | 0.00         | 499,036.45    |                    |                     |              |              |                              | 499,036.45                |
| 0200000401              | 32                     | TEXTILES Y VESTUARIO                     |        |                          |                       | 149,710.94    | 0.00         | 149,710.94    |                    |                     |              |              |                              | 149,710.94                |
| 0200000401              | 33                     | PRODUCTOS DE PAPEL, CARTON E IMPRESOS    |        |                          |                       | 49,903.65     | 0.00         | 49,903.65     | 0.00               | 0.00                | 0.00         | 0.00         | 0.00                         | 49,903.65                 |
| 0200000401              | 34                     | COMBUSTIBLE, LUBRICANTES, PRODUCTOS QUIM |        |                          |                       | 804,868.95    | -170,326.50  | 634,542.45    | 83,949.55          |                     | 34,720.40    | -34,720.40   | 118,669.95                   | 515,872.50                |
| 0200000401              | 35                     | PRODUCTOS DE CUERO, CAUCHO Y PLASTICO    |        |                          |                       | 399,229.16    | 0.00         | 399,229.16    | 310,706.00         | 0.00                | 0.00         | 0.00         | 310,706.00                   | 88,523.16                 |
| 0200000401              | 36                     | PRODUCTOS DE MINERALES METALICOS Y NO MI |        |                          |                       | 49,903.65     | 0.00         | 49,903.65     | 0.00               |                     | 0.00         |              | 0.00                         | 49,903.65                 |
| 0200000401              | 39                     | PRODUCTOS Y UTILES VARIOS                |        |                          |                       | 89,826.56     | 0.00         | 89,826.56     | 6,746.99           |                     | 0.00         |              | 6,746.99                     | 83,079.57                 |
| 0200000401              | 61                     | MAQUINARIA Y EQUIPO                      |        |                          |                       | 998,072.90    | 60,000.00    | 1,058,072.90  | 609,000.00         | 0.00                | 0.00         | 304,500.00   | 609,000.00                   | 449,072.90                |
| 0200000401              | 63                     | CONSTRUCCIONES Y MEJORAS                 |        |                          |                       | 1,696,723.94  | 0.00         | 1,696,723.94  | 0.00               | 0.00                | 0.00         | 0.00         | 0.00                         | 1,696,723.94              |
| 0200000403              | 11                     | Sueldos para Cargos Fijos                |        |                          |                       | 14,954,126.32 | 0.00         | 14,954,126.32 | 5,537,151.30       |                     | 1,164,142.92 | 1,164,142.92 | 6,701,294.22                 | 8,252,832.10              |
| 0200000403              | 15                     | HONORARIOS                               |        |                          |                       | 0.00          | 600,000.00   | 600,000.00    | 0.00               | 64,946.94           | 64,946.94    | 64,946.94    | 64,946.94                    | 535,053.06                |

**AYUNTAMIENTO DEL DISTRITO NACIONAL****EJECUCIÓN PRESUPUESTARIA DEL GASTO****CORRESPONDIENTE AL MES DE Junio DEL AÑO 2008****CODIGO INSTITUCION 7001**

| Estructura Programática | Clasificador del Gasto | Denominación                             | Funció | Fuente de Financiamiento | Organismo Financiador | Presupuesto    |               |                | Acumulado Anterior | Ejecución del Gasto |               |               |                              | Balance Disponible (9-14) |
|-------------------------|------------------------|------------------------------------------|--------|--------------------------|-----------------------|----------------|---------------|----------------|--------------------|---------------------|---------------|---------------|------------------------------|---------------------------|
|                         |                        |                                          |        |                          |                       | Original       | Variación     | Actual         |                    | Compromiso          | Devengado     | Pagado        | Devengado a la fecha (10+12) |                           |
| 1                       | 2                      | 3                                        | 4      | 5                        | 6                     | 7              | 8             | 9              | 10                 | 11                  | 12            | 13            | 14                           | 15                        |
| 020000403               | 18                     | GRATIFICACIONES Y BONIFICACIONES         |        |                          |                       | 1,246,177.69   | 0.00          | 1,246,177.69   |                    |                     |               |               |                              | 1,246,177.69              |
| 020000403               | 19                     | CONTRIBUCIONES A LA SEGURIDAD SOCIAL     |        |                          |                       | 0.00           | 1,934,768.00  | 1,934,768.00   | 752,231.32         |                     | 161,367.78    | 161,367.78    | 913,599.10                   | 1,021,168.90              |
| 020000403               | 23                     | PUBLICIDAD, IMPRESION Y ENCUADERNACION   |        |                          |                       | 59,832.42      | 0.00          | 59,832.42      |                    |                     |               |               |                              | 59,832.42                 |
| 020000403               | 24                     | VIATICOS                                 |        |                          |                       | 164,726.70     | 0.00          | 164,726.70     | 65,005.47          | 0.00                | 0.00          | 0.00          | 65,005.47                    | 99,721.23                 |
| 020000403               | 26                     | ALQUILERES                               |        |                          |                       | 3,284,225.50   | 200,000.00    | 3,484,225.50   | 735,875.00         | 449,027.50          | 449,027.50    | 449,027.50    | 1,184,902.50                 | 2,299,323.00              |
| 020000403               | 29                     | OTROS SERVICIOS NO PERSONALES            |        |                          |                       | 367,114.52     | 0.00          | 367,114.52     | 251,013.69         | 0.00                | 0.00          | 0.00          | 251,013.69                   | 116,100.83                |
| 020000403               | 32                     | TEXTILES Y VESTUARIO                     |        |                          |                       | 598,324.21     | -500,000.00   | 98,324.21      |                    |                     |               |               |                              | 98,324.21                 |
| 020000403               | 33                     | PRODUCTOS DE PAPEL, CARTON E IMPRESOS    |        |                          |                       | 149,581.00     | 0.00          | 149,581.00     | 6,567.60           |                     | 0.00          |               | 6,567.60                     | 143,013.40                |
| 020000403               | 34                     | COMBUSTIBLE, LUBRICANTES, PRODUCTOS QUIM |        |                          |                       | 1,244,761.66   | -928,209.20   | 316,552.46     | 0.00               |                     | 150,533.20    | -150,533.20   | 150,533.20                   | 166,019.26                |
| 020000403               | 35                     | PRODUCTOS DE CUERO, CAUCHO Y PLASTICO    |        |                          |                       | 24,930.18      | 0.00          | 24,930.18      | 11,576.80          |                     | 0.00          |               | 11,576.80                    | 13,353.38                 |
| 020000403               | 36                     | PRODUCTOS DE MINERALES METALICOS Y NO MI |        |                          |                       | 49,860.35      | 0.00          | 49,860.35      | 417.60             |                     | 0.00          |               | 417.60                       | 49,442.75                 |
| 020000403               | 39                     | PRODUCTOS Y UTILES VARIOS                |        |                          |                       | 74,790.53      | 100,000.00    | 174,790.53     | 24,478.60          |                     | 0.00          |               | 24,478.60                    | 150,311.93                |
| 020000403               | 61                     | MAQUINARIA Y EQUIPO                      |        |                          |                       | 2,991,621.03   | 0.00          | 2,991,621.03   | 36,632.39          | 0.00                | 0.00          | 0.00          | 36,632.39                    | 2,954,988.64              |
| 020000403               | 87                     | DISMINUCION DE PASIVO CON PROVEEDORES    |        |                          |                       | 972,276.84     | 0.00          | 972,276.84     | 968,776.75         | 0.00                | 0.00          | 0.00          | 968,776.75                   | 3,500.09                  |
| 02000005                | 11                     | Sueldos para Cargos Fijos                |        |                          |                       | 6,600,000.00   | 0.00          | 6,600,000.00   | 2,183,500.00       |                     | 436,700.00    | 436,700.00    | 2,620,200.00                 | 3,979,800.00              |
| 02000005                | 18                     | GRATIFICACIONES Y BONIFICACIONES         |        |                          |                       | 550,000.00     | 0.00          | 550,000.00     |                    |                     |               |               |                              | 550,000.00                |
| 02000005                | 19                     | CONTRIBUCIONES A LA SEGURIDAD SOCIAL     |        |                          |                       | 0.00           | 851,524.00    | 851,524.00     | 291,227.45         |                     | 58,245.49     | 58,245.49     | 349,472.94                   | 502,051.06                |
| 02000005                | 21                     | SERVICIOS DE COMUNICACIONES              |        |                          |                       | 0.00           | 400,000.00    | 400,000.00     | 55,680.00          | 71,340.00           | 71,340.00     | 71,340.00     | 127,020.00                   | 272,980.00                |
| 02000005                | 23                     | PUBLICIDAD, IMPRESION Y ENCUADERNACION   |        |                          |                       | 750,000.00     | -400,000.00   | 350,000.00     | 0.00               | 0.00                | 0.00          | 0.00          | 0.00                         | 350,000.00                |
| 02000005                | 24                     | VIATICOS                                 |        |                          |                       | 150,000.00     | -100,000.00   | 50,000.00      | 17,025.00          | 0.00                | 0.00          | 0.00          | 17,025.00                    | 32,975.00                 |
| 02000005                | 25                     | TRANSPORTE Y ALMACENAJE                  |        |                          |                       | 60,000.00      | 0.00          | 60,000.00      |                    |                     |               |               |                              | 60,000.00                 |
| 02000005                | 26                     | ALQUILERES                               |        |                          |                       | 50,000.00      | -5,000.00     | 45,000.00      | 0.00               | 0.00                | 0.00          | 0.00          | 0.00                         | 45,000.00                 |
| 02000005                | 27                     | SEGUROS                                  |        |                          |                       | 1,750,000.00   | -1,750,000.00 | 0.00           |                    |                     |               |               |                              | 0.00                      |
| 02000005                | 29                     | OTROS SERVICIOS NO PERSONALES            |        |                          |                       | 50,000.00      | 1,750,000.00  | 1,800,000.00   | 886,516.76         | 141,657.17          | 136,416.00    | 141,657.17    | 1,022,932.76                 | 777,067.24                |
| 02000005                | 31                     | ALIMENTOS Y PRODUCTOS AGROFORESTALES     |        |                          |                       | 35,000.00      | 0.00          | 35,000.00      |                    |                     |               |               |                              | 35,000.00                 |
| 02000005                | 32                     | TEXTILES Y VESTUARIO                     |        |                          |                       | 75,000.00      | 0.00          | 75,000.00      | 61,248.00          | 0.00                | 0.00          | 0.00          | 61,248.00                    | 13,752.00                 |
| 02000005                | 33                     | PRODUCTOS DE PAPEL, CARTON E IMPRESOS    |        |                          |                       | 100,000.00     | 0.00          | 100,000.00     | 15,080.00          | 4,060.00            | 0.00          | 4,060.00      | 15,080.00                    | 84,920.00                 |
| 02000005                | 34                     | COMBUSTIBLE, LUBRICANTES, PRODUCTOS QUIM |        |                          |                       | 150,000.00     | -120,000.00   | 30,000.00      | 0.00               |                     | 5,000.00      | -5,000.00     | 5,000.00                     | 25,000.00                 |
| 02000005                | 35                     | PRODUCTOS DE CUERO, CAUCHO Y PLASTICO    |        |                          |                       | 40,000.00      | 5,000.00      | 45,000.00      | 35,519.20          | 4,060.00            | 0.00          | 696.00        | 35,519.20                    | 9,480.80                  |
| 02000005                | 36                     | PRODUCTOS DE MINERALES METALICOS Y NO MI |        |                          |                       | 50,000.00      | 0.00          | 50,000.00      | 558.54             | 558.54              | 359.60        | 0.00          | 918.14                       | 49,081.86                 |
| 02000005                | 39                     | PRODUCTOS Y UTILES VARIOS                |        |                          |                       | 100,000.00     | 200,000.00    | 300,000.00     | 120,639.17         | 102,925.97          | 37,145.79     | 9,813.00      | 157,784.96                   | 142,215.04                |
| 02000005                | 61                     | MAQUINARIA Y EQUIPO                      |        |                          |                       | 650,000.00     | 0.00          | 650,000.00     | 147,546.62         | 0.00                | 205,180.80    | 0.00          | 352,727.42                   | 297,272.58                |
| 02000005                | 63                     | CONSTRUCCIONES Y MEJORAS                 |        |                          |                       | 480,000,000.00 | 6,000,000.00  | 486,000,000.00 | 108,860,314.83     | 22,438,513.92       | 18,565,228.24 | 16,230,587.59 | 127,425,543.07               | 358,574,456.93            |

# AYUNTAMIENTO DEL DISTRITO NACIONAL

## EJECUCIÓN PRESUPUESTARIA DEL GASTO

CORRESPONDIENTE AL MES DE Junio DEL AÑO 2008

CODIGO INSTITUCION 7001

| Estructura Programática | Clasificador del Gasto | Denominación                             | Funció | Fuente de Financiamiento | Organismo Financiador | Presupuesto   |              |               | Acumulado Anterior | Ejecución del Gasto |              |              |                              | Balance Disponible (9-14) |
|-------------------------|------------------------|------------------------------------------|--------|--------------------------|-----------------------|---------------|--------------|---------------|--------------------|---------------------|--------------|--------------|------------------------------|---------------------------|
|                         |                        |                                          |        |                          |                       | Original      | Variación    | Actual        |                    | Compromiso          | Devengado    | Pagado       | Devengado a la fecha (10+12) |                           |
| 1                       | 2                      | 3                                        | 4      | 5                        | 6                     | 7             | 8            | 9             | 10                 | 11                  | 12           | 13           | 14                           | 15                        |
| 02000005                | 69                     | OTROS ACTIVOS                            |        |                          |                       | 3,000,000.00  | 0.00         | 3,000,000.00  | 210,000.00         | 0.00                | 0.00         | 0.00         | 210,000.00                   | 2,790,000.00              |
| 02000005                | 87                     | DISMINUCION DE PASIVO CON PROVEEDORES    |        |                          |                       | 3,168,376.00  | 0.00         | 3,168,376.00  | 3,168,375.34       | 0.00                | 0.00         | 0.00         | 3,168,375.34                 | 0.66                      |
| 0200000501              | 11                     | Sueldos para Cargos Fijos                |        |                          |                       | 3,300,000.00  | 0.00         | 3,300,000.00  | 1,241,130.00       |                     | 248,226.00   | 248,226.00   | 1,489,356.00                 | 1,810,644.00              |
| 0200000501              | 12                     | SUELDOS PERSONAL TEMPORERO               |        |                          |                       | 360,000.00    | 0.00         | 360,000.00    |                    |                     |              |              |                              | 360,000.00                |
| 0200000501              | 18                     | GRATIFICACIONES Y BONIFICACIONES         |        |                          |                       | 305,000.00    | 0.00         | 305,000.00    |                    |                     |              |              |                              | 305,000.00                |
| 0200000501              | 19                     | CONTRIBUCIONES A LA SEGURIDAD SOCIAL     |        |                          |                       | 0.00          | 425,762.00   | 425,762.00    | 160,374.55         |                     | 32,074.91    | 32,074.91    | 192,449.46                   | 233,312.54                |
| 0200000501              | 23                     | PUBLICIDAD, IMPRESION Y ENCUADERNACION   |        |                          |                       | 40,000.00     | 0.00         | 40,000.00     |                    |                     |              |              |                              | 40,000.00                 |
| 0200000501              | 24                     | VIATICOS                                 |        |                          |                       | 50,000.00     | 0.00         | 50,000.00     |                    |                     |              |              |                              | 50,000.00                 |
| 0200000501              | 29                     | OTROS SERVICIOS NO PERSONALES            |        |                          |                       | 100,000.00    | 105,000.00   | 205,000.00    | 98,595.64          | 0.00                | 0.00         | 0.00         | 98,595.64                    | 106,404.36                |
| 0200000501              | 31                     | ALIMENTOS Y PRODUCTOS AGROFORESTALES     |        |                          |                       | 15,000.00     | 0.00         | 15,000.00     |                    |                     |              |              |                              | 15,000.00                 |
| 0200000501              | 33                     | PRODUCTOS DE PAPEL, CARTON E IMPRESOS    |        |                          |                       | 50,000.00     | 0.00         | 50,000.00     |                    |                     |              |              |                              | 50,000.00                 |
| 0200000501              | 34                     | COMBUSTIBLE, LUBRICANTES, PRODUCTOS QUIM |        |                          |                       | 70,000.00     | -20,000.00   | 50,000.00     | 0.00               |                     | 5,000.00     | -5,000.00    | 5,000.00                     | 45,000.00                 |
| 0200000501              | 35                     | PRODUCTOS DE CUERO, CAUCHO Y PLASTICO    |        |                          |                       | 36,000.00     | -25,000.00   | 11,000.00     |                    |                     |              |              |                              | 11,000.00                 |
| 0200000501              | 36                     | PRODUCTOS DE MINERALES METALICOS Y NO MI |        |                          |                       | 100,000.00    | -80,000.00   | 20,000.00     |                    |                     |              |              |                              | 20,000.00                 |
| 0200000501              | 39                     | PRODUCTOS Y UTILES VARIOS                |        |                          |                       | 700,000.00    | 0.00         | 700,000.00    | 489,622.77         | 0.00                | 0.00         | 0.00         | 489,622.77                   | 210,377.23                |
| 0200000501              | 61                     | MAQUINARIA Y EQUIPO                      |        |                          |                       | 5,000,000.00  | 0.00         | 5,000,000.00  | 271,632.10         | 0.00                | 0.00         | 0.00         | 271,632.10                   | 4,728,367.90              |
| 0200000501              | 69                     | OTROS ACTIVOS                            |        |                          |                       | 2,000,000.00  | 0.00         | 2,000,000.00  | 203,375.84         | 0.00                | 0.00         | 0.00         | 203,375.84                   | 1,796,624.16              |
| 03000001                | 11                     | Sueldos para Cargos Fijos                |        |                          |                       | 22,137,748.64 | 0.00         | 22,137,748.64 | 8,842,454.13       |                     | 1,615,997.49 | 1,615,997.49 | 10,458,451.62                | 11,679,297.02             |
| 03000001                | 12                     | SUELDOS PERSONAL TEMPORERO               |        |                          |                       | 3,503,456.23  | 0.00         | 3,503,456.23  | 1,368,227.08       |                     | 265,000.00   | 265,000.00   | 1,633,227.08                 | 1,870,229.15              |
| 03000001                | 18                     | GRATIFICACIONES Y BONIFICACIONES         |        |                          |                       | 2,136,767.07  | 0.00         | 2,136,767.07  |                    |                     |              |              |                              | 2,136,767.07              |
| 03000001                | 19                     | CONTRIBUCIONES A LA SEGURIDAD SOCIAL     |        |                          |                       | 0.00          | 3,246,118.00 | 3,246,118.00  | 1,396,024.68       |                     | 260,306.10   | 260,306.10   | 1,656,330.78                 | 1,589,787.22              |
| 03000001                | 23                     | PUBLICIDAD, IMPRESION Y ENCUADERNACION   |        |                          |                       | 198,521.88    | -140,000.00  | 58,521.88     |                    |                     |              |              |                              | 58,521.88                 |
| 03000001                | 24                     | VIATICOS                                 |        |                          |                       | 836,949.04    | 0.00         | 836,949.04    | 254,650.00         | 38,200.00           | 21,400.00    | 38,200.00    | 276,050.00                   | 560,899.04                |
| 03000001                | 25                     | TRANSPORTE Y ALMACENAJE                  |        |                          |                       | 45,000.00     | 0.00         | 45,000.00     |                    |                     |              |              |                              | 45,000.00                 |
| 03000001                | 26                     | ALQUILERES                               |        |                          |                       | 8,180,948.43  | 4,000,000.00 | 12,180,948.43 | 2,408,242.75       | 1,237,559.25        | 1,239,509.16 | 1,237,559.25 | 3,647,751.91                 | 8,533,196.52              |
| 03000001                | 28                     | CONSERVACION,REPARACIONES MENORES Y CC   |        |                          |                       | 255,502.93    | -200,000.00  | 55,502.93     | 0.00               |                     | 0.00         |              | 0.00                         | 55,502.93                 |
| 03000001                | 29                     | OTROS SERVICIOS NO PERSONALES            |        |                          |                       | 1,783,017.60  | 140,000.00   | 1,923,017.60  | 397,568.66         | 106,806.13          | 186,266.13   | 95,752.80    | 583,834.79                   | 1,339,182.81              |
| 03000001                | 31                     | ALIMENTOS Y PRODUCTOS AGROFORESTALES     |        |                          |                       | 321,603.52    | 1,120,000.00 | 1,441,603.52  | 261,636.84         | 0.00                | 24,650.00    | 0.00         | 286,286.84                   | 1,155,316.68              |
| 03000001                | 32                     | TEXTILES Y VESTUARIO                     |        |                          |                       | 15,330.18     | 300,000.00   | 315,330.18    | 68,092.00          | 0.00                | 0.00         | 0.00         | 68,092.00                    | 247,238.18                |
| 03000001                | 33                     | PRODUCTOS DE PAPEL, CARTON E IMPRESOS    |        |                          |                       | 75,550.29     | 0.00         | 75,550.29     | 18,942.80          | 0.00                | 1,124.97     | 0.00         | 20,067.77                    | 55,482.52                 |
| 03000001                | 34                     | COMBUSTIBLE, LUBRICANTES, PRODUCTOS QUIM |        |                          |                       | 2,581,680.24  | -580,068.50  | 2,001,611.74  | 1,251,056.70       | 0.00                | 128,871.77   | -94,699.20   | 1,379,928.47                 | 621,683.27                |
| 03000001                | 35                     | PRODUCTOS DE CUERO, CAUCHO Y PLASTICO    |        |                          |                       | 102,201.17    | 620,000.00   | 722,201.17    | 74,466.20          | 0.00                | 13,026.80    | 0.00         | 87,493.00                    | 634,708.17                |
| 03000001                | 36                     | PRODUCTOS DE MINERALES METALICOS Y NO MI |        |                          |                       | 4,188,046.94  | 0.00         | 4,188,046.94  | 2,226,119.41       | 0.00                | 665,989.98   | 0.00         | 2,892,109.39                 | 1,295,937.55              |

# AYUNTAMIENTO DEL DISTRITO NACIONAL

## EJECUCIÓN PRESUPUESTARIA DEL GASTO

CORRESPONDIENTE AL MES DE Junio DEL AÑO 2008

CODIGO INSTITUCION 7001

| Estructura Programática | Clasificador del Gasto | Denominación                             | Funció | Fuente de Financiamiento | Organismo Financiador | Presupuesto    |               |                | Acumulado Anterior | Ejecución del Gasto |              |              |                              | Balance Disponible (9-14) |
|-------------------------|------------------------|------------------------------------------|--------|--------------------------|-----------------------|----------------|---------------|----------------|--------------------|---------------------|--------------|--------------|------------------------------|---------------------------|
|                         |                        |                                          |        |                          |                       | Original       | Variación     | Actual         |                    | Compromiso          | Devengado    | Pagado       | Devengado a la fecha (10+12) |                           |
| 1                       | 2                      | 3                                        | 4      | 5                        | 6                     | 7              | 8             | 9              | 10                 | 11                  | 12           | 13           | 14                           | 15                        |
| 03000001                | 39                     | PRODUCTOS Y UTILES VARIOS                |        |                          |                       | 1,608,017.60   | 220,000.00    | 1,828,017.60   | 1,429,701.61       | 0.00                | 102,095.39   | 0.00         | 1,531,797.00                 | 296,220.60                |
| 03000001                | 61                     | MAQUINARIA Y EQUIPO                      |        |                          |                       | 11,120,117.35  | 0.00          | 11,120,117.35  | 4,347,892.25       | 1,097,338.00        | 613,131.92   | 834,250.00   | 4,961,024.17                 | 6,159,093.18              |
| 03000001                | 87                     | DISMINUCION DE PASIVO CON PROVEEDORES    |        |                          |                       | 75,587,987.89  | 0.00          | 75,587,987.89  | 50,606,144.03      | 3,246,395.41        | 9,649,136.18 | 2,536,366.82 | 60,255,280.21                | 15,332,707.68             |
| 04                      | 11                     | Sueldos para Cargos Fijos                |        |                          |                       | 27,811,012.00  | 0.00          | 27,811,012.00  | 11,207,247.66      |                     | 2,230,334.76 | 2,230,334.76 | 13,437,582.42                | 14,373,429.58             |
| 04                      | 12                     | SUELDOS PERSONAL TEMPORERO               |        |                          |                       | 11,040,000.00  | 775,611.00    | 11,815,611.00  | 4,862,535.25       |                     | 1,013,415.44 | 1,013,415.44 | 5,875,950.69                 | 5,939,660.31              |
| 04                      | 13                     | SOBRESUELDOS                             |        |                          |                       | 300,000.00     | 0.00          | 300,000.00     | 56,563.70          | 0.00                | 0.00         | 0.00         | 56,563.70                    | 243,436.30                |
| 04                      | 14                     | JORNALES                                 |        |                          |                       | 0.00           | 1,000,000.00  | 1,000,000.00   |                    |                     |              |              |                              | 1,000,000.00              |
| 04                      | 18                     | GRATIFICACIONES Y BONIFICACIONES         |        |                          |                       | 3,237,584.00   | 0.00          | 3,237,584.00   |                    |                     |              |              |                              | 3,237,584.00              |
| 04                      | 19                     | CONTRIBUCIONES A LA SEGURIDAD SOCIAL     |        |                          |                       | 0.00           | 4,786,901.00  | 4,786,901.00   | 2,234,513.57       |                     | 450,704.89   | 450,704.89   | 2,685,218.46                 | 2,101,682.54              |
| 04                      | 22                     | SERVICIOS BASICOS                        |        |                          |                       | 180,025,000.00 | 1,550,000.00  | 181,575,000.00 | 26,459,564.42      | 881,800.00          | 876,000.00   | 881,800.00   | 27,335,564.42                | 154,239,435.58            |
| 04                      | 23                     | PUBLICIDAD, IMPRESION Y ENCUADERNACION   |        |                          |                       | 160,000.00     | -50,000.00    | 110,000.00     |                    |                     |              |              |                              | 110,000.00                |
| 04                      | 24                     | VIATICOS                                 |        |                          |                       | 120,000.00     | -100,000.00   | 20,000.00      |                    |                     |              |              |                              | 20,000.00                 |
| 04                      | 25                     | TRANSPORTE Y ALMACENAJE                  |        |                          |                       | 15,000.00      | 50,000.00     | 65,000.00      | 0.00               | 0.00                | 0.00         |              | 0.00                         | 65,000.00                 |
| 04                      | 26                     | ALQUILERES                               |        |                          |                       | 2,316,807.00   | 250,000.00    | 2,566,807.00   | 700,153.00         | 382,647.75          | 396,534.69   | 382,647.75   | 1,096,687.69                 | 1,470,119.31              |
| 04                      | 28                     | CONSERVACION,REPARACIONES MENORES Y CC   |        |                          |                       | 300,000.00     | -250,000.00   | 50,000.00      |                    |                     |              |              |                              | 50,000.00                 |
| 04                      | 29                     | OTROS SERVICIOS NO PERSONALES            |        |                          |                       | 500,000.00     | 0.00          | 500,000.00     | 324,509.64         | 0.00                | 0.00         | 0.00         | 324,509.64                   | 175,490.36                |
| 04                      | 31                     | ALIMENTOS Y PRODUCTOS AGROFORESTALES     |        |                          |                       | 2,750,000.00   | -650,000.00   | 2,100,000.00   | 1,061,220.00       | 133,400.00          | 307,600.00   | 133,400.00   | 1,368,820.00                 | 731,180.00                |
| 04                      | 32                     | TEXTILES Y VESTUARIO                     |        |                          |                       | 10,000.00      | 100,000.00    | 110,000.00     | 27,321.48          | 0.00                | 0.00         | 0.00         | 27,321.48                    | 82,678.52                 |
| 04                      | 33                     | PRODUCTOS DE PAPEL, CARTON E IMPRESOS    |        |                          |                       | 75,000.00      | 0.00          | 75,000.00      | 31,250.40          |                     | 8,853.12     |              | 40,103.52                    | 34,896.48                 |
| 04                      | 34                     | COMBUSTIBLE, LUBRICANTES, PRODUCTOS QUIM |        |                          |                       | 1,883,976.00   | -216,119.80   | 1,667,856.20   | 984,133.19         | 0.00                | 556,064.70   | -78,462.40   | 1,540,197.89                 | 127,658.31                |
| 04                      | 35                     | PRODUCTOS DE CUERO, CAUCHO Y PLASTICO    |        |                          |                       | 500,000.00     | 400,000.00    | 900,000.00     | 400,954.00         | 0.00                | 42,959.86    | 0.00         | 443,913.86                   | 456,086.14                |
| 04                      | 36                     | PRODUCTOS DE MINERALES METALICOS Y NO MI |        |                          |                       | 125,000.00     | 500,000.00    | 625,000.00     | 123,145.60         | 0.00                | 164,276.88   | 0.00         | 287,422.48                   | 337,577.52                |
| 04                      | 39                     | PRODUCTOS Y UTILES VARIOS                |        |                          |                       | 350,000.00     | 500,000.00    | 850,000.00     | 344,019.97         | 18,850.00           | 22,846.78    | 18,850.00    | 366,866.75                   | 483,133.25                |
| 04                      | 42                     | TRANSFERENCIA CORRIENTES AL SECTOR PRIV. |        |                          |                       | 8,226,795.00   | -2,250,000.00 | 5,976,795.00   | 1,528,000.00       | 1,887,000.00        | 2,027,000.00 | 1,887,000.00 | 3,555,000.00                 | 2,421,795.00              |
| 04                      | 61                     | MAQUINARIA Y EQUIPO                      |        |                          |                       | 4,000,000.00   | 0.00          | 4,000,000.00   | 1,236,074.94       | 376,565.00          | 92,568.00    | 0.00         | 1,328,642.94                 | 2,671,357.06              |
| 04                      | 63                     | CONSTRUCCIONES Y MEJORAS                 |        |                          |                       | 70,000,000.00  | 0.00          | 70,000,000.00  | 4,550,068.67       | 1,257,637.01        | 1,208,991.23 | 951,249.28   | 5,759,059.90                 | 64,240,940.10             |
| 04                      | 87                     | DISMINUCION DE PASIVO CON PROVEEDORES    |        |                          |                       | 768,000.00     | 0.00          | 768,000.00     | 764,078.75         | 0.00                | 0.00         | 0.00         | 764,078.75                   | 3,921.25                  |
| 04000001                | 11                     | Sueldos para Cargos Fijos                |        |                          |                       | 4,200,000.00   | -200,000.00   | 4,000,000.00   | 641,594.70         |                     | 216,844.00   | 216,844.00   | 858,438.70                   | 3,141,561.30              |
| 04000001                | 18                     | GRATIFICACIONES Y BONIFICACIONES         |        |                          |                       | 350,000.00     | 0.00          | 350,000.00     |                    |                     |              |              |                              | 350,000.00                |
| 04000001                | 19                     | CONTRIBUCIONES A LA SEGURIDAD SOCIAL     |        |                          |                       | 0.00           | 350,000.00    | 350,000.00     | 81,532.91          |                     | 27,603.37    | 27,603.37    | 109,136.28                   | 240,863.72                |
| 04000001                | 23                     | PUBLICIDAD, IMPRESION Y ENCUADERNACION   |        |                          |                       | 25,000.00      | 0.00          | 25,000.00      |                    |                     |              |              |                              | 25,000.00                 |
| 04000001                | 24                     | VIATICOS                                 |        |                          |                       | 400,000.00     | -180,000.00   | 220,000.00     |                    |                     |              |              |                              | 220,000.00                |
| 04000001                | 26                     | ALQUILERES                               |        |                          |                       | 100,000.00     | 270,000.00    | 370,000.00     |                    |                     |              |              |                              | 370,000.00                |

**AYUNTAMIENTO DEL DISTRITO NACIONAL****EJECUCIÓN PRESUPUESTARIA DEL GASTO****CORRESPONDIENTE AL MES DE Junio DEL AÑO 2008****CODIGO INSTITUCION 7001**

| Estructura Programática | Clasificador del Gasto | Denominación                             | Funció | Fuente de Financiamiento | Organismo Financiador | Presupuesto    |                |                | Acumulado Anterior | Ejecución del Gasto |               |               |                              | Balance Disponible (9-14) |
|-------------------------|------------------------|------------------------------------------|--------|--------------------------|-----------------------|----------------|----------------|----------------|--------------------|---------------------|---------------|---------------|------------------------------|---------------------------|
|                         |                        |                                          |        |                          |                       | Original       | Variación      | Actual         |                    | Compromiso          | Devengado     | Pagado        | Devengado a la fecha (10+12) |                           |
| 1                       | 2                      | 3                                        | 4      | 5                        | 6                     | 7              | 8              | 9              | 10                 | 11                  | 12            | 13            | 14                           | 15                        |
| 04000001                | 29                     | OTROS SERVICIOS NO PERSONALES            |        |                          |                       | 300,000.00     | 700,000.00     | 1,000,000.00   | 20,000.00          | 11,303.10           | 11,303.10     | 11,303.10     | 31,303.10                    | 968,696.90                |
| 04000001                | 31                     | ALIMENTOS Y PRODUCTOS AGROFORESTALES     |        |                          |                       | 0.00           | 200,000.00     | 200,000.00     | 43,546.40          | 0.00                | 0.00          | 0.00          | 43,546.40                    | 156,453.60                |
| 04000001                | 32                     | TEXTILES Y VESTUARIO                     |        |                          |                       | 0.00           | 80,000.00      | 80,000.00      | 0.00               |                     | 0.00          |               | 0.00                         | 80,000.00                 |
| 04000001                | 33                     | PRODUCTOS DE PAPEL, CARTON E IMPRESOS    |        |                          |                       | 75,000.00      | 0.00           | 75,000.00      | 5,387.04           |                     | 0.00          |               | 5,387.04                     | 69,612.96                 |
| 04000001                | 34                     | COMBUSTIBLE, LUBRICANTES, PRODUCTOS QUIM |        |                          |                       | 60,000.00      | 1,954,500.00   | 2,014,500.00   | 520,156.28         | 0.00                | 88,520.00     | -5,000.00     | 608,676.28                   | 1,405,823.72              |
| 04000001                | 35                     | PRODUCTOS DE CUERO, CAUCHO Y PLASTICO    |        |                          |                       | 50,000.00      | 50,000.00      | 100,000.00     | 9,581.60           |                     | 0.00          |               | 9,581.60                     | 90,418.40                 |
| 04000001                | 36                     | PRODUCTOS DE MINERALES METALICOS Y NO MI |        |                          |                       | 450,000.00     | 500,000.00     | 950,000.00     | 8,456.40           | 0.00                | 87,353.80     | 0.00          | 95,810.20                    | 854,189.80                |
| 04000001                | 39                     | PRODUCTOS Y UTILES VARIOS                |        |                          |                       | 0.00           | 200,000.00     | 200,000.00     | 27,354.09          | 0.00                | 69,464.28     | 0.00          | 96,818.37                    | 103,181.63                |
| 04000001                | 42                     | TRANSFERENCIA CORRIENTES AL SECTOR PRIV. |        |                          |                       | 0.00           | 30,000.00      | 30,000.00      | 0.00               | 0.00                | 0.00          | 0.00          | 0.00                         | 30,000.00                 |
| 04000001                | 61                     | MAQUINARIA Y EQUIPO                      |        |                          |                       | 3,000,000.00   | -1,000,000.00  | 2,000,000.00   | 129,566.40         |                     | 0.00          |               | 129,566.40                   | 1,870,433.60              |
| 04000001                | 63                     | CONSTRUCCIONES Y MEJORAS                 |        |                          |                       | 0.00           | 1,000,000.00   | 1,000,000.00   |                    |                     |               |               |                              | 1,000,000.00              |
| 04000002                | 11                     | Sueldos para Cargos Fijos                |        |                          |                       | 20,800,000.00  | 12,000,000.00  | 32,800,000.00  | 7,069,806.61       |                     | 1,482,374.14  | 1,482,374.14  | 8,552,180.75                 | 24,247,819.25             |
| 04000002                | 12                     | SUELDOS PERSONAL TEMPORERO               |        |                          |                       | 125,025,259.00 | -18,814,204.00 | 106,211,055.00 | 54,380,352.09      |                     | 10,859,815.60 | 10,854,815.60 | 65,240,167.69                | 40,970,887.31             |
| 04000002                | 15                     | HONORARIOS                               |        |                          |                       | 450,000.00     | 0.00           | 450,000.00     |                    |                     |               |               |                              | 450,000.00                |
| 04000002                | 18                     | GRATIFICACIONES Y BONIFICACIONES         |        |                          |                       | 12,566,667.00  | 0.00           | 12,566,667.00  |                    |                     |               |               |                              | 12,566,667.00             |
| 04000002                | 19                     | CONTRIBUCIONES A LA SEGURIDAD SOCIAL     |        |                          |                       | 0.00           | 18,814,204.00  | 18,814,204.00  | 8,451,891.87       |                     | 1,695,196.44  | 1,694,481.94  | 10,147,088.31                | 8,667,115.69              |
| 04000002                | 21                     | SERVICIOS DE COMUNICACIONES              |        |                          |                       | 2,960,000.00   | -2,000,000.00  | 960,000.00     | 129,890.12         | 96,643.94           | 96,643.94     | 96,643.94     | 226,534.06                   | 733,465.94                |
| 04000002                | 22                     | SERVICIOS BASICOS                        |        |                          |                       | 462,785,962.00 | -27,000,000.00 | 435,785,962.00 | 145,686,079.45     | 45,629,140.84       | 45,618,700.84 | 45,629,140.84 | 191,304,780.29               | 244,481,181.71            |
| 04000002                | 23                     | PUBLICIDAD, IMPRESION Y ENCUADERNACION   |        |                          |                       | 940,000.00     | -550,000.00    | 390,000.00     |                    |                     |               |               |                              | 390,000.00                |
| 04000002                | 24                     | VIATICOS                                 |        |                          |                       | 5,350,000.00   | 0.00           | 5,350,000.00   | 2,850,000.00       | 472,450.00          | 322,450.00    | 472,450.00    | 3,172,450.00                 | 2,177,550.00              |
| 04000002                | 25                     | TRANSPORTE Y ALMACENAJE                  |        |                          |                       | 300,000.00     | 0.00           | 300,000.00     | 0.00               | 0.00                | 0.00          | 0.00          | 0.00                         | 300,000.00                |
| 04000002                | 26                     | ALQUILERES                               |        |                          |                       | 78,493,200.00  | 10,000,000.00  | 88,493,200.00  | 23,198,754.37      | 10,292,874.25       | 10,292,874.25 | 10,292,874.25 | 33,491,628.62                | 55,001,571.38             |
| 04000002                | 27                     | SEGUROS                                  |        |                          |                       | 600,000.00     | 0.00           | 600,000.00     |                    |                     |               |               |                              | 600,000.00                |
| 04000002                | 29                     | OTROS SERVICIOS NO PERSONALES            |        |                          |                       | 4,050,000.00   | 0.00           | 4,050,000.00   | 2,510,538.68       | 419,433.61          | 209,305.48    | 669,433.61    | 2,719,844.16                 | 1,330,155.84              |
| 04000002                | 31                     | ALIMENTOS Y PRODUCTOS AGROFORESTALES     |        |                          |                       | 60,000.00      | 0.00           | 60,000.00      |                    |                     |               |               |                              | 60,000.00                 |
| 04000002                | 32                     | TEXTILES Y VESTUARIO                     |        |                          |                       | 2,550,000.00   | 0.00           | 2,550,000.00   | 1,613,966.00       | 0.00                | 603,200.00    | 178,350.00    | 2,217,166.00                 | 332,834.00                |
| 04000002                | 33                     | PRODUCTOS DE PAPEL, CARTON E IMPRESOS    |        |                          |                       | 290,000.00     | 0.00           | 290,000.00     | 60,024.20          | 0.00                | 57,772.00     | 0.00          | 117,796.20                   | 172,203.80                |
| 04000002                | 34                     | COMBUSTIBLE, LUBRICANTES, PRODUCTOS QUIM |        |                          |                       | 22,570,800.00  | -8,242,616.87  | 14,328,183.13  | 5,550,183.75       | 1,131,127.94        | 3,104,662.25  | 144,233.94    | 8,654,846.00                 | 5,673,337.13              |
| 04000002                | 35                     | PRODUCTOS DE CUERO, CAUCHO Y PLASTICO    |        |                          |                       | 24,040,000.00  | 6,000,000.00   | 30,040,000.00  | 11,606,181.64      | 1,290,630.38        | 3,195,162.00  | 1,290,630.38  | 14,801,343.64                | 15,238,656.36             |
| 04000002                | 36                     | PRODUCTOS DE MINERALES METALICOS Y NO MI |        |                          |                       | 600,000.00     | 0.00           | 600,000.00     | 3,306.00           | 0.00                | 104,052.00    | 0.00          | 107,358.00                   | 492,642.00                |
| 04000002                | 39                     | PRODUCTOS Y UTILES VARIOS                |        |                          |                       | 120,000.00     | 800,000.00     | 920,000.00     | 538,194.88         | 53,360.00           | 159,162.41    | 53,360.00     | 697,357.29                   | 222,642.71                |
| 04000002                | 42                     | TRANSFERENCIA CORRIENTES AL SECTOR PRIV. |        |                          |                       | 0.00           | 200,000.00     | 200,000.00     | 15,232.44          | 0.00                | 0.00          | 0.00          | 15,232.44                    | 184,767.56                |
| 04000002                | 61                     | MAQUINARIA Y EQUIPO                      |        |                          |                       | 8,000,000.00   | 0.00           | 8,000,000.00   | 770,631.50         | 9,164.00            | 243,465.67    | 9,164.00      | 1,014,097.17                 | 6,985,902.83              |



# AYUNTAMIENTO DEL DISTRITO NACIONAL

## EJECUCIÓN PRESUPUESTARIA DEL GASTO

CORRESPONDIENTE AL MES DE Junio DEL AÑO 2008

CODIGO INSTITUCION **7001**

| Estructura Programática | Clasificador del Gasto | Denominación                             | Funció | Fuente de Financiamiento | Organismo Financiador | Presupuesto   |               |               | Acumulado Anterior | Ejecución del Gasto |              |              |                              | Balance Disponible (9-14) |
|-------------------------|------------------------|------------------------------------------|--------|--------------------------|-----------------------|---------------|---------------|---------------|--------------------|---------------------|--------------|--------------|------------------------------|---------------------------|
|                         |                        |                                          |        |                          |                       | Original      | Variación     | Actual        |                    | Compromiso          | Devengado    | Pagado       | Devengado a la fecha (10+12) |                           |
| 1                       | 2                      | 3                                        | 4      | 5                        | 6                     | 7             | 8             | 9             | 10                 | 11                  | 12           | 13           | 14                           | 15                        |
| 04000002                | 63                     | CONSTRUCCIONES Y MEJORAS                 |        |                          |                       | 6,000,000.00  | 0.00          | 6,000,000.00  |                    |                     |              |              |                              | 6,000,000.00              |
| 04000002                | 87                     | DISMINUCION DE PASIVO CON PROVEEDORES    |        |                          |                       | 79,538,938.00 | 0.00          | 79,538,938.00 | 81,568,450.29      | 1,655,898.46        | 2,840,892.50 | 1,764,858.46 | 84,409,342.79                | -4,870,404.79             |
| 04000008                | 11                     | Sueldos para Cargos Fijos                |        |                          |                       | 12,974,606.00 | -60,000.00    | 12,914,606.00 | 5,001,869.63       |                     | 980,126.54   | 980,126.54   | 5,981,996.17                 | 6,932,609.83              |
| 04000008                | 12                     | SUELDOS PERSONAL TEMPORERO               |        |                          |                       | 16,679,934.25 | 0.00          | 16,679,934.25 | 6,800,748.82       |                     | 1,322,377.00 | 1,322,377.00 | 8,123,125.82                 | 8,556,808.43              |
| 04000008                | 18                     | GRATIFICACIONES Y BONIFICACIONES         |        |                          |                       | 2,471,211.69  | 0.00          | 2,471,211.69  |                    |                     |              |              |                              | 2,471,211.69              |
| 04000008                | 19                     | CONTRIBUCIONES A LA SEGURIDAD SOCIAL     |        |                          |                       | 0.00          | 3,913,534.00  | 3,913,534.00  | 1,642,651.14       |                     | 321,088.75   | 321,088.75   | 1,963,739.89                 | 1,949,794.11              |
| 04000008                | 23                     | PUBLICIDAD, IMPRESION Y ENCUADERNACION   |        |                          |                       | 14,892.80     | 0.00          | 14,892.80     |                    |                     |              |              |                              | 14,892.80                 |
| 04000008                | 24                     | VIATICOS                                 |        |                          |                       | 19,857.06     | 0.00          | 19,857.06     |                    |                     |              |              |                              | 19,857.06                 |
| 04000008                | 25                     | TRANSPORTE Y ALMACENAJE                  |        |                          |                       | 14,892.80     | 0.00          | 14,892.80     |                    |                     |              |              |                              | 14,892.80                 |
| 04000008                | 26                     | ALQUILERES                               |        |                          |                       | 0.00          | 2,100,000.00  | 2,100,000.00  | 213,463.00         | 605,160.00          | 605,160.00   | 605,160.00   | 818,623.00                   | 1,281,377.00              |
| 04000008                | 29                     | OTROS SERVICIOS NO PERSONALES            |        |                          |                       | 744,997.26    | -350,000.00   | 394,997.26    | 142,877.19         | 0.00                | 185,600.00   | 0.00         | 328,477.19                   | 66,520.07                 |
| 04000008                | 31                     | ALIMENTOS Y PRODUCTOS AGROFORESTALES     |        |                          |                       | 74,463.99     | 0.00          | 74,463.99     |                    |                     |              |              |                              | 74,463.99                 |
| 04000008                | 32                     | TEXTILES Y VESTUARIO                     |        |                          |                       | 44,678.40     | 0.00          | 44,678.40     |                    |                     |              |              |                              | 44,678.40                 |
| 04000008                | 33                     | PRODUCTOS DE PAPEL, CARTON E IMPRESOS    |        |                          |                       | 49,642.66     | 0.00          | 49,642.66     | 10,672.00          | 0.00                | 0.00         | 0.00         | 10,672.00                    | 38,970.66                 |
| 04000008                | 34                     | COMBUSTIBLE, LUBRICANTES, PRODUCTOS QUIM |        |                          |                       | 1,588,565.17  | 33,743,499.91 | 35,332,065.08 | 12,942,211.60      | 2,878,400.00        | 677,647.85   | 366,024.08   | 13,619,859.45                | 21,712,205.63             |
| 04000008                | 35                     | PRODUCTOS DE CUERO, CAUCHO Y PLASTICO    |        |                          |                       | 2,978,559.69  | -100,000.00   | 2,878,559.69  | 2,325,684.00       | 393,472.00          | 277,240.00   | 393,472.00   | 2,602,924.00                 | 275,635.69                |
| 04000008                | 36                     | PRODUCTOS DE MINERALES METALICOS Y NO MI |        |                          |                       | 496,426.61    | 0.00          | 496,426.61    | 234,279.40         | 0.00                | 25,636.00    | 0.00         | 259,915.40                   | 236,511.21                |
| 04000008                | 39                     | PRODUCTOS Y UTILES VARIOS                |        |                          |                       | 595,711.94    | 0.00          | 595,711.94    | 109,968.00         | 46,400.00           | 114,062.80   | 46,400.00    | 224,030.80                   | 371,681.14                |
| 04000008                | 61                     | MAQUINARIA Y EQUIPO                      |        |                          |                       | 3,228,559.69  | 0.00          | 3,228,559.69  | 1,390,262.00       | 0.00                | 0.00         | 0.00         | 1,390,262.00                 | 1,838,297.69              |
| 04000009                | 11                     | Sueldos para Cargos Fijos                |        |                          |                       | 44,877,758.35 | 0.00          | 44,877,758.35 | 19,068,164.94      |                     | 4,012,802.82 | 4,007,302.82 | 23,080,967.76                | 21,796,790.59             |
| 04000009                | 18                     | GRATIFICACIONES Y BONIFICACIONES         |        |                          |                       | 3,739,813.20  | 0.00          | 3,739,813.20  |                    |                     |              |              |                              | 3,739,813.20              |
| 04000009                | 19                     | CONTRIBUCIONES A LA SEGURIDAD SOCIAL     |        |                          |                       | 0.00          | 6,397,326.00  | 6,397,326.00  | 2,622,298.83       |                     | 551,408.28   | 550,622.33   | 3,173,707.11                 | 3,223,618.89              |
| 04000009                | 21                     | SERVICIOS DE COMUNICACIONES              |        |                          |                       | 1,072,767.44  | 0.00          | 1,072,767.44  |                    |                     |              |              |                              | 1,072,767.44              |
| 04000009                | 24                     | VIATICOS                                 |        |                          |                       | 53,638.37     | 0.00          | 53,638.37     |                    |                     |              |              |                              | 53,638.37                 |
| 04000009                | 25                     | TRANSPORTE Y ALMACENAJE                  |        |                          |                       | 37,546.86     | 0.00          | 37,546.86     |                    |                     |              |              |                              | 37,546.86                 |
| 04000009                | 26                     | ALQUILERES                               |        |                          |                       | 2,520,577.60  | 0.00          | 2,520,577.60  | 450,865.00         | 217,608.75          | 217,608.75   | 217,608.75   | 668,473.75                   | 1,852,103.85              |
| 04000009                | 29                     | OTROS SERVICIOS NO PERSONALES            |        |                          |                       | 375,468.60    | 0.00          | 375,468.60    | 110,679.60         | 14,241.11           | 14,241.11    | 14,241.11    | 124,920.71                   | 250,547.89                |
| 04000009                | 31                     | ALIMENTOS Y PRODUCTOS AGROFORESTALES     |        |                          |                       | 3,218,302.32  | -400,000.00   | 2,818,302.32  | 1,000,000.00       | 200,000.00          | 200,000.00   | 200,000.00   | 1,200,000.00                 | 1,618,302.32              |
| 04000009                | 32                     | TEXTILES Y VESTUARIO                     |        |                          |                       | 1,823,704.65  | 400,000.00    | 2,223,704.65  | 1,505,914.30       | 0.00                | 0.00         | 0.00         | 1,505,914.30                 | 717,790.35                |
| 04000009                | 33                     | PRODUCTOS DE PAPEL, CARTON E IMPRESOS    |        |                          |                       | 80,457.56     | 0.00          | 80,457.56     |                    |                     |              |              |                              | 80,457.56                 |
| 04000009                | 34                     | COMBUSTIBLE, LUBRICANTES, PRODUCTOS QUIM |        |                          |                       | 1,459,221.18  | -294,828.20   | 1,164,392.98  | 52,476.15          | 8,171.00            | 91,684.00    | -83,513.00   | 144,160.15                   | 1,020,232.83              |
| 04000009                | 35                     | PRODUCTOS DE CUERO, CAUCHO Y PLASTICO    |        |                          |                       | 107,276.74    | 0.00          | 107,276.74    | 6,542.40           | 0.00                | 0.00         | 0.00         | 6,542.40                     | 100,734.34                |
| 04000009                | 36                     | PRODUCTOS DE MINERALES METALICOS Y NO MI |        |                          |                       | 80,457.56     | 0.00          | 80,457.56     | 70,615.00          | 0.00                | 0.00         | 0.00         | 70,615.00                    | 9,842.56                  |

# AYUNTAMIENTO DEL DISTRITO NACIONAL

## EJECUCIÓN PRESUPUESTARIA DEL GASTO

CORRESPONDIENTE AL MES DE Junio DEL AÑO 2008

CODIGO INSTITUCION 7001

| Estructura Programática | Clasificador del Gasto | Denominación                             | Funció | Fuente de Financiamiento | Organismo Financiador | Presupuesto   |               |               | Acumulado Anterior | Ejecución del Gasto |              |              |                              | Balance Disponible (9-14) |
|-------------------------|------------------------|------------------------------------------|--------|--------------------------|-----------------------|---------------|---------------|---------------|--------------------|---------------------|--------------|--------------|------------------------------|---------------------------|
|                         |                        |                                          |        |                          |                       | Original      | Variación     | Actual        |                    | Compromiso          | Devengado    | Pagado       | Devengado a la fecha (10+12) |                           |
| 1                       | 2                      | 3                                        | 4      | 5                        | 6                     | 7             | 8             | 9             | 10                 | 11                  | 12           | 13           | 14                           | 15                        |
| 04000009                | 39                     | PRODUCTOS Y UTILES VARIOS                |        |                          |                       | 1,930,981.39  | 0.00          | 1,930,981.39  | 6,723.36           | 0.00                | 0.00         | 0.00         | 6,723.36                     | 1,924,258.03              |
| 04000009                | 43                     | TRANSFERENCIAS CORRIENTES AL SECTOR PUB  |        |                          |                       | 23,600,883.70 | -2,260,000.00 | 21,340,883.70 | 1,300,000.00       | 700,000.00          | 700,000.00   | 700,000.00   | 2,000,000.00                 | 19,340,883.70             |
| 04000009                | 61                     | MAQUINARIA Y EQUIPO                      |        |                          |                       | 2,681,918.60  | 0.00          | 2,681,918.60  | 10,921.40          | 0.00                | 0.00         | 0.00         | 10,921.40                    | 2,670,997.20              |
| 04000009                | 62                     | INMUEBLES                                |        |                          |                       | 0.00          | 1,260,000.00  | 1,260,000.00  | 450,595.13         | 0.00                | 0.00         | 0.00         | 450,595.13                   | 809,404.87                |
| 04000009                | 87                     | DISMINUCION DE PASIVO CON PROVEEDORES    |        |                          |                       | 498,836.86    | 0.00          | 498,836.86    | 489,013.05         | 0.00                | 0.00         | 0.00         | 489,013.05                   | 9,823.81                  |
| 05000001                | 11                     | Sueldos para Cargos Fijos                |        |                          |                       | 17,455,521.57 | 0.00          | 17,455,521.57 | 7,130,981.14       |                     | 1,458,837.02 | 1,458,837.02 | 8,589,818.16                 | 8,865,703.41              |
| 05000001                | 12                     | SUELDOS PERSONAL TEMPORERO               |        |                          |                       | 60,658,186.24 | 0.00          | 60,658,186.24 | 28,348,377.61      |                     | 5,719,986.73 | 5,719,986.73 | 34,068,364.34                | 26,589,821.90             |
| 05000001                | 18                     | GRATIFICACIONES Y BONIFICACIONES         |        |                          |                       | 6,393,783.57  | 0.00          | 6,393,783.57  |                    |                     |              |              |                              | 6,393,783.57              |
| 05000001                | 19                     | CONTRIBUCIONES A LA SEGURIDAD SOCIAL     |        |                          |                       | 0.00          | 10,137,701.00 | 10,137,701.00 | 4,944,470.34       |                     | 991,896.81   | 991,896.81   | 5,936,367.15                 | 4,201,333.85              |
| 05000001                | 21                     | SERVICIOS DE COMUNICACIONES              |        |                          |                       | 150,000.00    | 0.00          | 150,000.00    |                    |                     |              |              |                              | 150,000.00                |
| 05000001                | 22                     | SERVICIOS BASICOS                        |        |                          |                       | 69,485.20     | 0.00          | 69,485.20     |                    |                     |              |              |                              | 69,485.20                 |
| 05000001                | 23                     | PUBLICIDAD, IMPRESION Y ENCUADERNACION   |        |                          |                       | 198,896.85    | 0.00          | 198,896.85    | 0.00               |                     | 0.00         |              | 0.00                         | 198,896.85                |
| 05000001                | 24                     | VIATICOS                                 |        |                          |                       | 0.00          | 440,000.00    | 440,000.00    | 80,000.00          | 91,764.80           | 91,764.80    | 91,764.80    | 171,764.80                   | 268,235.20                |
| 05000001                | 26                     | ALQUILERES                               |        |                          |                       | 17,581,377.51 | 0.00          | 17,581,377.51 | 3,227,341.50       | 1,498,539.25        | 1,498,539.25 | 1,498,539.25 | 4,725,880.75                 | 12,855,496.76             |
| 05000001                | 29                     | OTROS SERVICIOS NO PERSONALES            |        |                          |                       | 6,070,120.74  | -3,440,000.00 | 2,630,120.74  | 442,121.07         | 79,256.10           | 82,690.10    | 79,256.10    | 524,811.17                   | 2,105,309.57              |
| 05000001                | 31                     | ALIMENTOS Y PRODUCTOS AGROFORESTALES     |        |                          |                       | 69,134.02     | 152,000.00    | 221,134.02    | 33,524.00          | 0.00                | 0.00         | 0.00         | 33,524.00                    | 187,610.02                |
| 05000001                | 32                     | TEXTILES Y VESTUARIO                     |        |                          |                       | 694,851.96    | 62,000.00     | 756,851.96    | 740,660.00         | 0.00                | 0.00         | 0.00         | 740,660.00                   | 16,191.96                 |
| 05000001                | 33                     | PRODUCTOS DE PAPEL, CARTON E IMPRESOS    |        |                          |                       | 596,322.83    | -19,000.00    | 577,322.83    | 16,216.00          | 0.00                | 696.00       | 0.00         | 16,912.00                    | 560,410.83                |
| 05000001                | 34                     | COMBUSTIBLE, LUBRICANTES, PRODUCTOS QUIM |        |                          |                       | 9,370,750.79  | -2,599,874.70 | 6,770,876.09  | 3,417,580.84       | 530,561.19          | 986,146.30   | 272,590.79   | 4,403,727.14                 | 2,367,148.95              |
| 05000001                | 35                     | PRODUCTOS DE CUERO, CAUCHO Y PLASTICO    |        |                          |                       | 9,207,026.74  | 5,000,000.00  | 14,207,026.74 | 4,905,344.20       | 263,900.00          | 2,221,121.60 | 168,200.00   | 7,126,465.80                 | 7,080,560.94              |
| 05000001                | 36                     | PRODUCTOS DE MINERALES METALICOS Y NO MI |        |                          |                       | 2,481,614.15  | -502,000.00   | 1,979,614.15  | 233,502.96         | 44,937.24           | 172,071.94   | 21,808.00    | 405,574.90                   | 1,574,039.25              |
| 05000001                | 39                     | PRODUCTOS Y UTILES VARIOS                |        |                          |                       | 795,587.40    | 0.00          | 795,587.40    | 308,182.10         | 0.00                | 56,146.09    | 0.00         | 364,328.19                   | 431,259.21                |
| 05000001                | 61                     | MAQUINARIA Y EQUIPO                      |        |                          |                       | 15,422,983.55 | 450,000.00    | 15,872,983.55 | 811,665.28         | 290,603.20          | 1,231,054.30 | 0.00         | 2,042,719.58                 | 13,830,263.97             |
| 05000001                | 63                     | CONSTRUCCIONES Y MEJORAS                 |        |                          |                       | 21,927,601.90 | 2,550,000.00  | 24,477,601.90 | 6,344,026.89       | 1,087,681.38        | 125,000.00   | 996,279.53   | 6,469,026.89                 | 18,008,575.01             |
| 05000001                | 87                     | DISMINUCION DE PASIVO CON PROVEEDORES    |        |                          |                       | 9,326,614.98  | 0.00          | 9,326,614.98  | 9,321,772.22       | 200,369.59          | 0.00         | 78,569.59    | 9,321,772.22                 | 4,842.76                  |
| 07000001                | 11                     | Sueldos para Cargos Fijos                |        |                          |                       | 8,188,389.35  | 4,000,000.00  | 12,188,389.35 | 4,245,286.02       |                     | 827,065.02   | 827,065.02   | 5,072,351.04                 | 7,116,038.31              |
| 07000001                | 18                     | GRATIFICACIONES Y BONIFICACIONES         |        |                          |                       | 682,365.78    | 0.00          | 682,365.78    |                    |                     |              |              |                              | 682,365.78                |
| 07000001                | 19                     | CONTRIBUCIONES A LA SEGURIDAD SOCIAL     |        |                          |                       | 0.00          | 1,776,652.00  | 1,776,652.00  | 585,029.30         |                     | 114,611.97   | 114,611.97   | 699,641.27                   | 1,077,010.73              |
| 07000001                | 23                     | PUBLICIDAD, IMPRESION Y ENCUADERNACION   |        |                          |                       | 58,360.23     | 0.00          | 58,360.23     |                    |                     |              |              |                              | 58,360.23                 |
| 07000001                | 24                     | VIATICOS                                 |        |                          |                       | 40,403.24     | 0.00          | 40,403.24     |                    |                     |              |              |                              | 40,403.24                 |
| 07000001                | 25                     | TRANSPORTE Y ALMACENAJE                  |        |                          |                       | 89,784.97     | 0.00          | 89,784.97     | 16,974.90          | 0.00                | 0.00         | 0.00         | 16,974.90                    | 72,810.07                 |
| 07000001                | 26                     | ALQUILERES                               |        |                          |                       | 89,784.97     | 470,000.00    | 559,784.97    | 74,735.66          | 218,975.10          | 342,721.49   | 168,243.66   | 417,457.15                   | 142,327.82                |
| 07000001                | 29                     | OTROS SERVICIOS NO PERSONALES            |        |                          |                       | 897,849.71    | -300,000.00   | 597,849.71    | 249,215.15         | 75,829.53           | 192,788.73   | 75,829.53    | 442,003.88                   | 155,845.83                |

# AYUNTAMIENTO DEL DISTRITO NACIONAL

## EJECUCIÓN PRESUPUESTARIA DEL GASTO

CORRESPONDIENTE AL MES DE Junio DEL AÑO 2008

CODIGO INSTITUCION 7001

| Estructura Programática | Clasificador del Gasto | Denominación                             | Funció | Fuente de Financiamiento | Organismo Financiador | Presupuesto   |                |               | Acumulado Anterior | Ejecución del Gasto |              |              |                              | Balance Disponible (9-14) |
|-------------------------|------------------------|------------------------------------------|--------|--------------------------|-----------------------|---------------|----------------|---------------|--------------------|---------------------|--------------|--------------|------------------------------|---------------------------|
|                         |                        |                                          |        |                          |                       | Original      | Variación      | Actual        |                    | Compromiso          | Devengado    | Pagado       | Devengado a la fecha (10+12) |                           |
| 1                       | 2                      | 3                                        | 4      | 5                        | 6                     | 7             | 8              | 9             | 10                 | 11                  | 12           | 13           | 14                           | 15                        |
| 07000001                | 31                     | ALIMENTOS Y PRODUCTOS AGROFORESTALES     |        |                          |                       | 67,338.73     | 1,040,000.00   | 1,107,338.73  | 40,600.00          | 0.00                | 53,200.00    | 0.00         | 93,800.00                    | 1,013,538.73              |
| 07000001                | 32                     | TEXTILES Y VESTUARIO                     |        |                          |                       | 157,123.70    | 100,000.00     | 257,123.70    | 69,600.00          | 0.00                | 167,330.00   |              | 236,930.00                   | 20,193.70                 |
| 07000001                | 33                     | PRODUCTOS DE PAPEL, CARTON E IMPRESOS    |        |                          |                       | 448,924.85    | 0.00           | 448,924.85    | 9,161.10           | 0.00                | 2,018.40     | 0.00         | 11,179.50                    | 437,745.35                |
| 07000001                | 34                     | COMBUSTIBLE, LUBRICANTES, PRODUCTOS QUIM |        |                          |                       | 700,299.43    | -62,000.00     | 638,299.43    | 85,459.48          | 0.00                | 104,246.00   | -8,000.00    | 189,705.48                   | 448,593.95                |
| 07000001                | 35                     | PRODUCTOS DE CUERO, CAUCHO Y PLASTICO    |        |                          |                       | 44,892.49     | 0.00           | 44,892.49     | 0.00               |                     | 0.00         |              | 0.00                         | 44,892.49                 |
| 07000001                | 36                     | PRODUCTOS DE MINERALES METALICOS Y NO MI |        |                          |                       | 44,892.49     | 0.00           | 44,892.49     | 6,728.00           |                     | 0.00         |              | 6,728.00                     | 38,164.49                 |
| 07000001                | 39                     | PRODUCTOS Y UTILES VARIOS                |        |                          |                       | 875,403.47    | 575,000.00     | 1,450,403.47  | 228,510.96         | 297,500.00          | 309,053.67   | 297,500.00   | 537,564.63                   | 912,838.84                |
| 07000001                | 42                     | TRANSFERENCIA CORRIENTES AL SECTOR PRIV. |        |                          |                       | 74,521,525.92 | -8,215,000.00  | 66,306,525.92 | 19,889,486.53      | 182,975.10          | 3,736,800.50 | 3,717,240.50 | 23,626,287.03                | 42,680,238.89             |
| 07000001                | 61                     | MAQUINARIA Y EQUIPO                      |        |                          |                       | 987,634.68    | 0.00           | 987,634.68    | 125,101.40         | 0.00                | 73,930.28    | 0.00         | 199,031.68                   | 788,603.00                |
| 07000001                | 63                     | CONSTRUCCIONES Y MEJORAS                 |        |                          |                       | 0.00          | 2,500,000.00   | 2,500,000.00  | 0.00               | 0.00                | 0.00         | 0.00         | 0.00                         | 2,500,000.00              |
| 07000002                | 11                     | Sueldos para Cargos Fijos                |        |                          |                       | 0.00          | 700,000.00     | 700,000.00    | 0.00               |                     | 0.00         | 0.00         | 0.00                         | 700,000.00                |
| 07000002                | 18                     | GRATIFICACIONES Y BONIFICACIONES         |        |                          |                       | 0.00          | 193,500.00     | 193,500.00    |                    |                     |              |              |                              | 193,500.00                |
| 07000002                | 19                     | CONTRIBUCIONES A LA SEGURIDAD SOCIAL     |        |                          |                       | 0.00          | 93,250.00      | 93,250.00     | 0.00               |                     | 0.00         | 0.00         | 0.00                         | 93,250.00                 |
| 07000002                | 24                     | VIATICOS                                 |        |                          |                       | 0.00          | 170,000.00     | 170,000.00    |                    |                     |              |              |                              | 170,000.00                |
| 07000002                | 29                     | OTROS SERVICIOS NO PERSONALES            |        |                          |                       | 5,800,000.00  | -5,700,000.00  | 100,000.00    |                    |                     |              |              |                              | 100,000.00                |
| 07000002                | 33                     | PRODUCTOS DE PAPEL, CARTON E IMPRESOS    |        |                          |                       | 0.00          | 450,000.00     | 450,000.00    |                    |                     |              |              |                              | 450,000.00                |
| 07000002                | 34                     | COMBUSTIBLE, LUBRICANTES, PRODUCTOS QUIM |        |                          |                       | 0.00          | 90,000.00      | 90,000.00     |                    |                     |              |              |                              | 90,000.00                 |
| 07000002                | 35                     | PRODUCTOS DE CUERO, CAUCHO Y PLASTICO    |        |                          |                       | 0.00          | 400,000.00     | 400,000.00    |                    |                     |              |              |                              | 400,000.00                |
| 07000002                | 39                     | PRODUCTOS Y UTILES VARIOS                |        |                          |                       | 0.00          | 700,000.00     | 700,000.00    |                    |                     |              |              |                              | 700,000.00                |
| 07000002                | 61                     | MAQUINARIA Y EQUIPO                      |        |                          |                       | 0.00          | 2,903,250.00   | 2,903,250.00  |                    |                     |              |              |                              | 2,903,250.00              |
| 08000001                | 11                     | Sueldos para Cargos Fijos                |        |                          |                       | 19,267,364.18 | 10,000,000.00  | 29,267,364.18 | 12,077,951.18      |                     | 2,450,755.45 | 2,450,755.45 | 14,528,706.63                | 14,738,657.55             |
| 08000001                | 12                     | SUELDOS PERSONAL TEMPORERO               |        |                          |                       | 684,331.22    | 1,700,000.00   | 2,384,331.22  | 790,000.00         |                     | 163,275.85   | 163,275.85   | 953,275.85                   | 1,431,055.37              |
| 08000001                | 15                     | HONORARIOS                               |        |                          |                       | 0.00          | 65,000.00      | 65,000.00     | 65,000.00          | 0.00                | 0.00         | 0.00         | 65,000.00                    | 0.00                      |
| 08000001                | 18                     | GRATIFICACIONES Y BONIFICACIONES         |        |                          |                       | 1,662,641.28  | 0.00           | 1,662,641.28  |                    |                     |              |              |                              | 1,662,641.28              |
| 08000001                | 19                     | CONTRIBUCIONES A LA SEGURIDAD SOCIAL     |        |                          |                       | 0.00          | 4,267,839.00   | 4,267,839.00  | 1,763,607.43       |                     | 363,815.97   | 363,815.97   | 2,127,423.40                 | 2,140,415.60              |
| 08000001                | 21                     | SERVICIOS DE COMUNICACIONES              |        |                          |                       | 75,000.00     | 0.00           | 75,000.00     |                    |                     |              |              |                              | 75,000.00                 |
| 08000001                | 23                     | PUBLICIDAD, IMPRESION Y ENCUADERNACION   |        |                          |                       | 474,387.94    | -100,000.00    | 374,387.94    | 146,299.20         | 0.00                | 0.00         | 0.00         | 146,299.20                   | 228,088.74                |
| 08000001                | 24                     | VIATICOS                                 |        |                          |                       | 282,517.25    | 120,000.00     | 402,517.25    | 0.00               | 103,529.60          | 103,529.60   | 103,529.60   | 103,529.60                   | 298,987.65                |
| 08000001                | 25                     | TRANSPORTE Y ALMACENAJE                  |        |                          |                       | 207,517.25    | 0.00           | 207,517.25    | 34,800.00          | 0.00                | 0.00         | 0.00         | 34,800.00                    | 172,717.25                |
| 08000001                | 26                     | ALQUILERES                               |        |                          |                       | 1,044,034.50  | -765,000.00    | 279,034.50    | 25,014.00          | 0.00                | 0.00         | 0.00         | 25,014.00                    | 254,020.50                |
| 08000001                | 28                     | CONSERVACION,REPARACIONES MENORES Y CC   |        |                          |                       | 31,258.63     | 0.00           | 31,258.63     | 0.00               |                     | 4,732.80     |              | 4,732.80                     | 26,525.83                 |
| 08000001                | 29                     | OTROS SERVICIOS NO PERSONALES            |        |                          |                       | 54,915,382.30 | -13,340,000.00 | 41,575,382.30 | 11,674,249.92      | 1,597,767.17        | 1,108,267.17 | 1,597,767.17 | 12,782,517.09                | 28,792,865.21             |
| 08000001                | 31                     | ALIMENTOS Y PRODUCTOS AGROFORESTALES     |        |                          |                       | 317,884.49    | 1,200,000.00   | 1,517,884.49  | 997,603.48         | 418,470.00          | 0.00         | 418,470.00   | 997,603.48                   | 520,281.01                |

## AYUNTAMIENTO DEL DISTRITO NACIONAL

### EJECUCIÓN PRESUPUESTARIA DEL GASTO

CORRESPONDIENTE AL MES DE Junio DEL AÑO 2008

CODIGO INSTITUCION 7001

| Estructura Programática<br>1 | Clasificador del Gasto<br>2 | Denominación<br>3                        | Funció<br>4 | Fuente de Finacia-<br>miento<br>5 | Organismo<br>Financiadore<br>6 | Presupuesto      |                |                  | Acumulado<br>Anterior<br>10 | Ejecución del Gasto |                 |                |                                          | Balance<br>Disponible<br>(9-14)<br>15 |
|------------------------------|-----------------------------|------------------------------------------|-------------|-----------------------------------|--------------------------------|------------------|----------------|------------------|-----------------------------|---------------------|-----------------|----------------|------------------------------------------|---------------------------------------|
|                              |                             |                                          |             |                                   |                                | Original<br>7    | Variación<br>8 | Actual<br>9      |                             | Compromiso<br>11    | Devengado<br>12 | Pagado<br>13   | Devengado<br>a la fecha<br>(10+12)<br>14 |                                       |
| 08000001                     | 32                          | TEXTILES Y VESTUARIO                     |             |                                   |                                | 81,905.19        | -25,000.00     | 56,905.19        | 24,360.00                   | 0.00                | 0.00            | 0.00           | 24,360.00                                | 32,545.19                             |
| 08000001                     | 33                          | PRODUCTOS DE PAPEL, CARTON E IMPRESOS    |             |                                   |                                | 9,066,258.63     | 0.00           | 9,066,258.63     | 40,178.41                   | 0.00                | 0.00            | 0.00           | 40,178.41                                | 9,026,080.22                          |
| 08000001                     | 34                          | COMBUSTIBLE, LUBRICANTES, PRODUCTOS QUIM |             |                                   |                                | 3,325,902.51     | -24,701.00     | 3,301,201.51     | 236,193.79                  | 0.00                | 36,028.80       | -1,193.80      | 272,222.59                               | 3,028,978.92                          |
| 08000001                     | 35                          | PRODUCTOS DE CUERO, CAUCHO Y PLASTICO    |             |                                   |                                | 66,258.63        | 0.00           | 66,258.63        | 33,988.00                   | 0.00                | 0.00            | 0.00           | 33,988.00                                | 32,270.63                             |
| 08000001                     | 36                          | PRODUCTOS DE MINERALES METALICOS Y NO MI |             |                                   |                                | 54,387.94        | 0.00           | 54,387.94        | 0.00                        |                     | 0.00            |                | 0.00                                     | 54,387.94                             |
| 08000001                     | 39                          | PRODUCTOS Y UTILES VARIOS                |             |                                   |                                | 418,669.06       | -100,000.00    | 318,669.06       | 67,998.06                   | 0.00                | 4,500.00        | 0.00           | 72,498.06                                | 246,171.00                            |
| 08000001                     | 42                          | TRANSFERENCIA CORRIENTES AL SECTOR PRIV. |             |                                   |                                | 787,758.76       | 0.00           | 787,758.76       | 297,211.17                  | 0.00                | 0.00            | 0.00           | 297,211.17                               | 490,547.59                            |
| 08000001                     | 61                          | MAQUINARIA Y EQUIPO                      |             |                                   |                                | 1,192,655.26     | 0.00           | 1,192,655.26     | 15,712.20                   | 0.00                | 64,221.08       | 0.00           | 79,933.28                                | 1,112,721.98                          |
| <b>TOTAL RD\$</b>            |                             |                                          |             |                                   |                                | 4,109,604,704.00 | 46,296,168.00  | 4,155,900,872.00 | 1,249,682,478.93            | 134,353,115.60      | 427,235,969.67  | 251,272,382.58 | 1,676,918,448.60                         | 2,478,982,423.40                      |

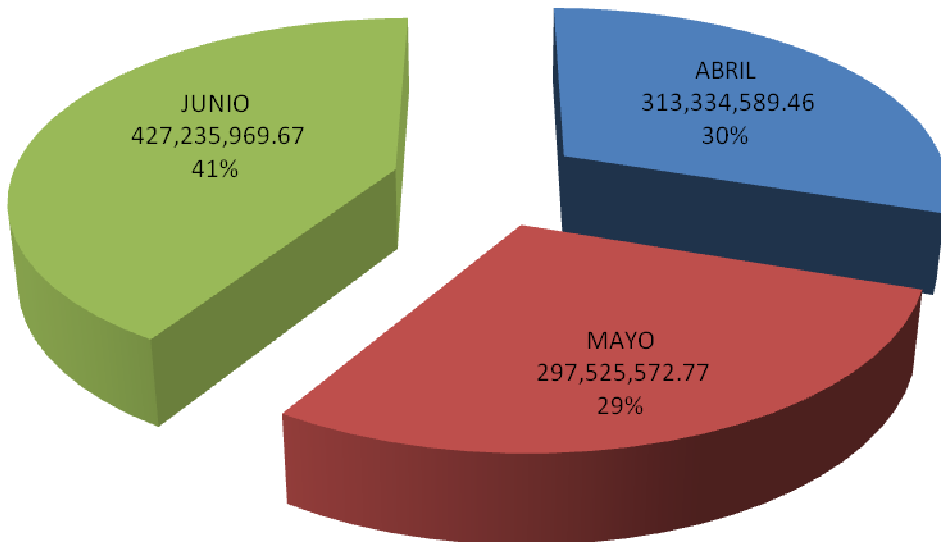
Preparado Por \_\_\_\_\_

Revisado Por \_\_\_\_\_

Aprobado Por \_\_\_\_\_

**AYUNTAMIENTO DEL DISTRITO NACIONAL  
EJECUCIÓN PRESUPUESTARIA ABRIL-JUNIO 2008**

**Total de Gastos Devengados por Meses  
Segundo Trimestre**



**Total de Gastos Devengados en el Segundo Trimestre RD\$1, 038, 096,131.90**

**AYUNTAMIENTO DEL DISTRITO NACIONAL**  
**ESTADO DE LA EJECUCIÓN (DEVENGADO) TRIMESTRAL DE GASTOS POR FONDO**  
**CORRESPONDIENTE AL Segundo DEL AÑO 2008**

CODIGO INSTITUCION **7001**

| Clasificador del Gasto | Denominación                                           | Fuente de Financiamiento | Presupuesto    |                |                | Ejecución Devengado |                   | % Erogado a la Fecha<br>(B % A) | Balance Disponible<br>(C) | % Balance Disponible<br>(C % A) |
|------------------------|--------------------------------------------------------|--------------------------|----------------|----------------|----------------|---------------------|-------------------|---------------------------------|---------------------------|---------------------------------|
|                        |                                                        |                          | Original       | Variación      | Actual<br>(A)  | Trimestre           | A la Fecha<br>(B) |                                 |                           |                                 |
| 11                     | Sueldos para Cargos Fijos                              |                          | 403,812,937.88 | 33,139,426.00  | 436,952,363.88 | 98,922,926.88       | 195,566,617.35    | 44.76                           | 241,385,746.53            | 55.24                           |
| 12                     | SUELDOS PERSONAL TEMPORERO                             |                          | 221,440,242.27 | -1,338,593.00  | 220,101,649.27 | 77,649,483.72       | 116,594,892.50    | 52.97                           | 103,506,756.77            | 47.03                           |
| 13                     | SOBRESUELDOS                                           |                          | 14,749,094.29  | 800,000.00     | 15,549,094.29  | 3,725,933.67        | 3,889,416.60      | 25.01                           | 11,659,677.69             | 74.99                           |
| 14                     | JORNALES                                               |                          | 0.00           | 1,000,000.00   | 1,000,000.00   |                     |                   | 0.00                            | 1,000,000.00              | 100.00                          |
| 15                     | HONORARIOS                                             |                          | 3,210,000.00   | 35,000.00      | 3,245,000.00   | 129,946.94          | 129,946.94        | 4.00                            | 3,115,053.06              | 96.00                           |
| 16                     | DIETAS Y GASTOS DE REPRESENTACION                      |                          | 12,725,000.00  | 0.00           | 12,725,000.00  | 2,931,232.85        | 5,823,465.70      | 45.76                           | 6,901,534.30              | 54.24                           |
| 18                     | GRATIFICACIONES Y BONIFICACIONES                       |                          | 50,686,758.34  | 8,083,500.00   | 58,770,258.34  |                     |                   | 0.00                            | 58,770,258.34             | 100.00                          |
| 19                     | CONTRIBUCIONES A LA SEGURIDAD SOCIAL                   |                          | 82,175,297.00  | 13,511,843.00  | 95,687,140.00  | 24,060,163.94       | 48,902,132.78     | 51.11                           | 46,785,007.22             | 48.89                           |
| 21                     | SERVICIOS DE COMUNICACIONES                            |                          | 21,274,449.46  | -750,000.00    | 20,524,449.46  | 5,522,850.49        | 7,930,341.22      | 38.64                           | 12,594,108.24             | 61.36                           |
| 22                     | SERVICIOS BASICOS                                      |                          | 644,035,438.57 | -80,900,000.00 | 563,135,438.57 | 126,586,787.33      | 218,724,624.71    | 38.84                           | 344,410,813.86            | 61.16                           |
| 23                     | PUBLICIDAD, IMPRESION Y ENCUADERNACION                 |                          | 23,605,167.74  | -1,300,000.00  | 22,305,167.74  | 2,975,905.60        | 4,028,576.60      | 18.06                           | 18,276,591.14             | 81.94                           |
| 24                     | VIATICOS                                               |                          | 34,935,345.38  | -510,000.00    | 34,425,345.38  | 7,210,023.39        | 14,350,234.36     | 41.69                           | 20,075,111.02             | 58.31                           |
| 25                     | TRANSPORTE Y ALMACENAJE                                |                          | 5,652,209.22   | 200,000.00     | 5,852,209.22   | 1,007,850.70        | 1,365,466.60      | 23.33                           | 4,486,742.62              | 76.67                           |
| 26                     | ALQUILERES                                             |                          | 119,193,029.09 | 45,420,300.00  | 164,613,329.09 | 44,618,352.39       | 47,555,719.43     | 28.89                           | 117,057,609.66            | 71.11                           |
| 27                     | SEGUROS                                                |                          | 40,973,670.00  | -2,150,000.00  | 38,823,670.00  | 8,437,013.08        | 14,172,798.08     | 36.51                           | 24,650,871.92             | 63.49                           |
| 28                     | CONSERVACION,REPARACIONES MENORES Y CONST.TEMPORALES   |                          | 2,819,625.53   | -1,575,000.00  | 1,244,625.53   | 19,290.80           | 113,280.21        | 9.10                            | 1,131,345.32              | 90.90                           |
| 29                     | OTROS SERVICIOS NO PERSONALES                          |                          | 200,938,798.35 | -17,442,743.00 | 183,496,055.35 | 35,906,336.65       | 69,360,957.18     | 37.80                           | 114,135,098.17            | 62.20                           |
| 31                     | ALIMENTOS Y PRODUCTOS AGROFORESTALES                   |                          | 17,425,322.81  | 3,047,000.00   | 20,472,322.81  | 3,053,981.00        | 5,504,156.80      | 26.89                           | 14,968,166.01             | 73.11                           |
| 32                     | TEXTILES Y VESTUARIO                                   |                          | 8,651,574.86   | 212,000.00     | 8,863,574.86   | 1,890,424.00        | 5,508,821.32      | 62.15                           | 3,354,753.54              | 37.85                           |
| 33                     | PRODUCTOS DE PAPEL, CARTON E IMPRESOS                  |                          | 15,824,282.66  | 1,557,000.00   | 17,381,282.66  | 736,546.42          | 2,094,224.75      | 12.05                           | 15,287,057.92             | 87.95                           |
| 34                     | COMBUSTIBLE, LUBRICANTES, PRODUCTOS QUIMICOS Y CONEXOS |                          | 58,356,864.07  | 29,121,000.00  | 87,477,864.07  | 19,270,761.92       | 38,586,717.11     | 44.11                           | 48,891,146.96             | 55.89                           |
| 35                     | PRODUCTOS DE CUERO, CAUCHO Y PLASTICO                  |                          | 41,538,217.87  | 16,555,000.00  | 58,093,217.87  | 14,827,926.08       | 25,743,549.28     | 44.31                           | 32,349,668.59             | 55.69                           |
| 36                     | PRODUCTOS DE MINERALES METALICOS Y NO METALICOS        |                          | 10,858,390.73  | 1,488,000.00   | 12,346,390.73  | 2,493,851.78        | 4,832,632.99      | 39.14                           | 7,513,757.74              | 60.86                           |
| 39                     | PRODUCTOS Y UTILES VARIOS                              |                          | 13,645,125.54  | 3,577,700.00   | 17,222,825.54  | 3,865,155.42        | 6,741,308.02      | 39.14                           | 10,481,517.52             | 60.86                           |
| 41                     | Prestaciones de la seguridad social                    |                          | 80,576,330.00  | 0.00           | 80,576,330.00  | 18,113,969.01       | 36,377,436.20     | 45.15                           | 44,198,893.80             | 54.85                           |
| 42                     | TRANSFERENCIA CORRIENTES AL SECTOR PRIVADO             |                          | 89,696,079.68  | -3,465,383.00  | 86,230,696.68  | 15,139,176.21       | 30,877,551.71     | 35.81                           | 55,353,144.97             | 64.19                           |
| 43                     | TRANSFERENCIAS CORRIENTES AL SECTOR PUBLICO            |                          | 23,600,883.70  | -2,260,000.00  | 21,340,883.70  | 1,900,000.00        | 2,000,000.00      | 9.37                            | 19,340,883.70             | 90.63                           |
| 61                     | MAQUINARIA Y EQUIPO                                    |                          | 81,753,177.42  | 24,234,418.00  | 105,987,595.42 | 13,131,340.02       | 23,198,624.74     | 21.89                           | 82,788,970.68             | 78.11                           |
| 62                     | INMUEBLES                                              |                          | 0.00           | 1,260,000.00   | 1,260,000.00   | 0.00                | 450,595.13        | 35.76                           | 809,404.87                | 64.24                           |
| 63                     | CONSTRUCCIONES Y MEJORAS                               |                          | 609,421,316.79 | 15,040,700.00  | 624,462,016.79 | 85,051,548.98       | 142,375,203.86    | 22.80                           | 482,086,812.93            | 77.20                           |
| 69                     | OTROS ACTIVOS                                          |                          | 5,000,000.00   | 0.00           | 5,000,000.00   | 0.00                | 413,375.84        | 8.27                            | 4,586,624.16              | 91.73                           |
| 81                     | AMORTIZACION DE PRESTAMOS INTERNOS                     |                          | 900,000,000.00 | -72,535,000.00 | 827,465,000.00 | 355,535,710.61      | 355,888,578.55    | 43.01                           | 471,576,421.45            | 56.99                           |
| 87                     | DISMINUCION DE PASIVO CON PROVEEDORES                  |                          | 263,302,840.75 | 17,740,000.00  | 281,042,840.75 | 53,073,009.02       | 237,501,684.22    | 84.51                           | 43,541,156.53             | 15.49                           |

**AYUNTAMIENTO DEL DISTRITO NACIONAL**  
**ESTADO DE LA EJECUCIÓN (DEVENGADO) TRIMESTRAL DE GASTOS POR FONDO**  
CORRESPONDIENTE AL Segundo DEL AÑO 2008

CODIGO INSTITUCION 7001

| Clasificador del Gasto   | Denominación                                            | Fuente de Financiamiento | Presupuesto      |               |                  | Ejecución Devengado |                   | % Erogado a la Fecha<br>(B % A) | Balance Disponible<br>(C) | % Balance Disponible<br>(C % A) |
|--------------------------|---------------------------------------------------------|--------------------------|------------------|---------------|------------------|---------------------|-------------------|---------------------------------|---------------------------|---------------------------------|
|                          |                                                         |                          | Original         | Variación     | Actual<br>(A)    | Trimestre           | A la Fecha<br>(B) |                                 |                           |                                 |
| 91                       | INTERESES DE LA DEUDA PUBLICA INTERNA                   |                          | 6,727,234.00     | 14,500,000.00 | 21,227,234.00    | 10,308,633.00       | 10,315,517.82     | 48.60                           | 10,911,716.18             | 51.40                           |
| 93                       | COMISIONES Y OTROS GASTOS BANCARIOS DE LA DEUDA PUBLICA |                          | 1,000,000.00     | 0.00          | 1,000,000.00     |                     |                   | 0.00                            | 1,000,000.00              | 100.00                          |
| <b>TOTAL RD\$</b>        |                                                         |                          | 4.109.604.704.00 | 46.296.168.00 | 4.155.900.872.00 | 1.038.096.131.90    | 1.676.918.448.60  | 40.35                           | 2.478.982.423.40          | 59.65                           |
| Fuente de Financiamiento | Total                                                   |                          |                  |               |                  |                     |                   |                                 |                           |                                 |
|                          | 0.00                                                    |                          |                  |               |                  |                     |                   |                                 |                           |                                 |

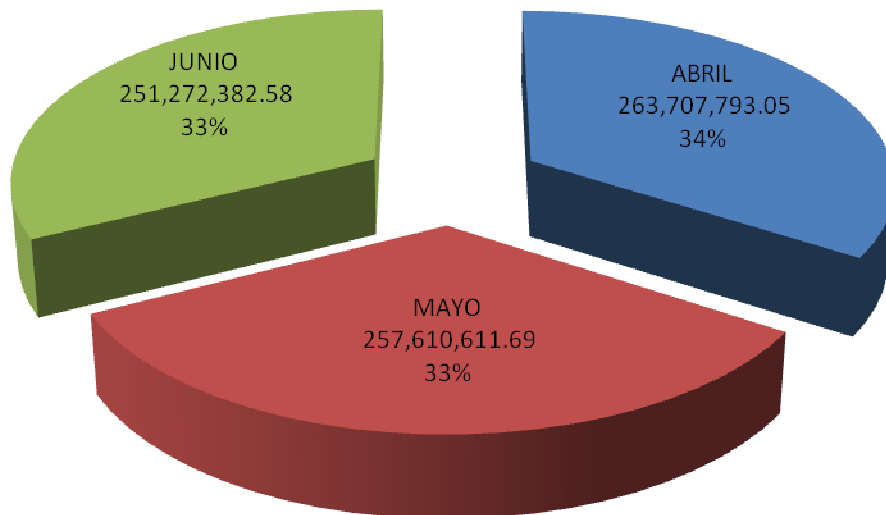
Preparado Por

Revisado Por

Aprobado Por

**AYUNTAMIENTO DEL DISTRITO NACIONAL  
EJECUCIÓN PRESUPUESTARIA ABRIL-JUNIO 2008**

**Total de Gastos Pagados por Meses Segundo Trimestre**



**Total de Gastos Pagados en el Segundo Trimestre RD\$772, 590,787.32**



**AYUNTAMIENTO DEL DISTRITO NACIONAL**  
**DIRECCION DE PLANIFICACIÓN Y DESARROLLO INSTITUCIONAL**  
**RESUMEN PRESUPUESTO POR PROGRAMA Y POR OBJETOS DEL GASTO DEVENGADO**  
**CORRESPONDIENTE AL SEGUNDO TRIMESTRE**

CODIGO     INSTITUCION \_\_\_\_\_

| PROGRAMAS<br>1                                                                     | Servicios Personales<br>2 | Servicios No Personales<br>3 | Materiales y Suministros<br>4 | Transferencias Corrientes<br>5 | Transferencias de Capital<br>6 | Activos No Financieros<br>7 | Activos Financieros<br>8 | Pasivos Financieros<br>9 | Gastos Financieros<br>10 | TOTAL RD\$<br>11        |
|------------------------------------------------------------------------------------|---------------------------|------------------------------|-------------------------------|--------------------------------|--------------------------------|-----------------------------|--------------------------|--------------------------|--------------------------|-------------------------|
| PROGRAMA 1<br>REPRESENTACIÓN,<br>POLÍTICAS Y NORMATIVAS<br>DE LA GESTIÓN MUNICIPAL | 35,371,957.95             | 10,353,118.48                | 3,548,516.41                  | 356,526.48                     |                                | 1,885,551.00                |                          | 73,119.00                |                          | 51,588,789.32           |
| PROGRAMA 2<br>ADMINISTRACIÓN<br>SUPERIOR                                           | 30,121,762.65             | 7,699,408.57                 | 2,835,726.38                  | 335,500.00                     |                                | 1,679,816.71                |                          | 684,832.73               |                          | 43,357,047.04           |
| PROGRAMA 3<br>FORTALECIMIENTO Y<br>DESARROLLO<br>INSTITUCIONAL                     | 16,963,896.53             | 15,772,851.79                | 1,283,153.63                  | 39,044,230.79                  |                                | 1,743,872.86                |                          |                          |                          | 74,808,005.60           |
| PROGRAMA 4<br>ORDENAMIENTO<br>TERRITORIAL/GESTION<br>AMBIENTAL                     | 67,157,914.58             | 9,283,655.90                 | 13,804,328.07                 |                                |                                | 10,063,883.16               |                          | 10,505,158.27            |                          | 110,814,939.98          |
| PROGRAMA 5<br>INFRAESTRUCTURA Y<br>SERVICIOS MUNICIPALES                           | 120,710,336.48            | 264,260,938.68               | 37,791,119.47                 | 3,570,232.44                   |                                | 140,617,933.65              |                          | 148,597,077.09           |                          | 715,547,637.81          |
| PROGRAMA 6 GESTIÓN<br>ADMINISTRATIVA Y<br>FINANCIERA                               | 48,155,395.04             | 51,405,065.15                | 24,155,938.47                 |                                |                                | 9,706,260.70                |                          | 433,041,062.63           | 10,315,517.82            | 576,779,239.81          |
| PROGRAMA 7 INTEGRACIÓN<br>SOCIAL Y COMUNITARIA                                     | 49,701,073.06             | 14,766,723.08                | 5,450,713.36                  | 25,923,498.20                  |                                | 740,481.49                  |                          | 489,013.05               |                          | 97,071,502.24           |
| PROGRAMA 8 PROYECCIÓN<br>INSTITUCIONAL                                             | 2,724,135.58              | 4,060,236.74                 | 141,914.48                    | 25,000.00                      |                                |                             |                          |                          |                          | 6,951,286.80            |
|                                                                                    |                           |                              |                               |                                |                                |                             |                          |                          |                          | -                       |
| <b>TOTAL RD\$</b>                                                                  | <b>370,906,471.87</b>     | <b>377,601,998.39</b>        | <b>89,011,410.27</b>          | <b>69,254,987.91</b>           | <b>-</b>                       | <b>166,437,799.57</b>       | <b>-</b>                 | <b>593,390,262.77</b>    | <b>10,315,517.82</b>     | <b>1,676,918,448.60</b> |



# AYUNTAMIENTO DEL DISTRITO NACIONAL

Santo Domingo, República Dominicana

401007479

"Santo Domingo Sí Puede"

## Ejecución Presupuestaria Por Función del Gasto

Presupuesto: 01-2008 Periodo: 2do. Trimestre

| Funcion Descripción                            | Acumulado             | Abril                 | Mayo                  | Junio                 | Total Periodo         | Total Ejecutado         |
|------------------------------------------------|-----------------------|-----------------------|-----------------------|-----------------------|-----------------------|-------------------------|
| 111 ADMINISTRACIÓN GENERAL                     | 353,393,467.69        | 119,451,058.20        | 109,448,199.78        | 103,187,014.81        | 332,086,272.79        | 685,479,740.48          |
| 112 JUSTICIA Y ORDEN PÚBLICO                   | 20,894,836.68         | 6,629,098.31          | 6,235,335.17          | 8,224,995.35          | 21,089,428.83         | 41,984,265.51           |
| 114 RELACIONES INTERNACIONALES                 | 606,659.47            | 179,924.49            | 263,425.77            | 179,924.49            | 623,274.75            | 1,229,934.22            |
| 221 EDUCACIÓN                                  | 1,794,925.35          | 295,596.00            | 266,498.02            | 1,982,547.47          | 2,544,641.49          | 4,339,566.84            |
| 222 DEPORTES, RECREACIÓN, CULTURA Y RELIGIÓN   | 11,528,126.37         | 2,937,561.09          | 2,949,167.95          | 1,496,398.49          | 7,383,127.53          | 18,911,253.90           |
| 223 SALUD                                      | 315,506.74            | 83,280.00             | 194,587.20            | 137,673.64            | 415,540.84            | 731,047.58              |
| 224 ASISTENCIA SOCIAL                          | 18,606,591.03         | 7,803,087.53          | 12,143,352.81         | 12,389,136.16         | 32,335,576.50         | 50,942,167.53           |
| 226 VIVIENDA Y URBANISMO                       | 93,327,503.34         | 23,348,409.28         | 28,413,911.74         | 24,752,984.17         | 76,515,305.19         | 169,842,808.53          |
| 227 AGUA POTABLE Y ALACANTARILLADO             | 6,744,490.96          | 1,413,915.79          | 2,533,827.71          | 3,068,306.83          | 7,016,050.33          | 13,760,541.29           |
| 230 SEGURIDAD SOCIAL                           | 6,524,900.55          | 5,759,255.00          | 0.00                  | 2,148,178.50          | 7,907,433.50          | 14,432,334.05           |
| 333 INDUSTRIA Y COMERCIO                       | 10,777,849.16         | 3,857,194.80          | 3,698,386.62          | 1,150,631.60          | 8,706,213.02          | 19,484,062.18           |
| 335 TRANSPORTE                                 | 16,602,993.84         | 6,678,942.24          | 6,249,791.51          | 5,026,803.47          | 17,955,537.22         | 34,558,531.06           |
| 337 COMUNICACIONES                             | 1,656,319.50          | 879,998.02            | 499,066.50            | 765,536.10            | 2,144,600.62          | 3,800,920.12            |
| 339 ENERGÍA                                    | 13,926,326.66         | 847,964.59            | 1,477,560.81          | 1,915,511.13          | 4,241,036.53          | 18,167,363.19           |
| 341 TURISMO                                    | 222,727.66            | 248,295.15            | 252,104.80            | 0.00                  | 500,399.95            | 723,127.61              |
| 442 INTERESES Y COMISIONES DE LA DEUDA PÚBLICA | 7,083,254.66          | 1,685,854.25          | 1,548,189.07          | 1,426,446.46          | 4,660,489.78          | 11,743,744.44           |
| 551 PROTECCIÓN DEL AIRE, AGUA Y SUELO          | 193,944,949.50        | 71,835,610.56         | 72,908,566.95         | 76,689,953.02         | 221,434,130.53        | 415,379,080.03          |
| 552 PROTECCIÓN DE LA BIODIVERSIDAD             | 23,247,100.01         | 9,772,747.75          | 8,528,639.28          | 6,730,340.89          | 25,031,727.92         | 48,278,827.93           |
| <b>Total General</b>                           | <b>781,198,529.17</b> | <b>263,707,793.05</b> | <b>257,610,611.69</b> | <b>251,272,382.58</b> | <b>772,590,787.32</b> | <b>1,553,789,316.49</b> |

COMPARATIVO  
INGRESOS-GASTOS

**AYUNTAMIENTO DEL DISTRITO NACIONAL**

Santo Domingo, República Dominicana

401007479

"Santo Domingo Sí Puede"

**COMPARATIVO TRIMESTRAL INGRESOS Y GASTOS**Presupuesto: 2008 Periodo: 2do. Trimestre

| Descripción                              | Abril                 | Mayo                  | Junio                 | Total Período         | Total General           |
|------------------------------------------|-----------------------|-----------------------|-----------------------|-----------------------|-------------------------|
| <b>SALDO INICIAL DEL PERIODO</b>         | <b>-41,475,305.90</b> | <b>-52,858,571.38</b> | <b>9,162,312.58</b>   | <b>-41,475,305.90</b> | <b>0.00</b>             |
| <b>MAS: INGRESOS</b>                     | <b>252,324,527.57</b> | <b>319,631,495.65</b> | <b>258,639,698.71</b> | <b>830,595,721.93</b> | <b>1,570,318,945.20</b> |
| <b>1 IMPUESTOS</b>                       | <b>42,809,092.54</b>  | <b>58,585,068.91</b>  | <b>62,662,123.42</b>  | <b>164,056,284.87</b> | <b>309,378,231.45</b>   |
| 16 Impuestos y Arbitrios Municipales     | 42,809,092.54         | 58,585,068.91         | 62,662,123.42         | 164,056,284.87        | 309,378,231.45          |
| <b>3 DONACIONES</b>                      | <b>8,000,000.00</b>   | <b>3,500,000.00</b>   | <b>0.00</b>           | <b>11,500,000.00</b>  | <b>43,530,000.00</b>    |
| 31 Donaciones Corrientes                 | 8,000,000.00          | 3,500,000.00          | 0.00                  | 11,500,000.00         | 43,530,000.00           |
| <b>4 TRANSFERENCIAS</b>                  | <b>122,778,476.00</b> | <b>122,801,594.79</b> | <b>122,774,868.14</b> | <b>368,354,938.93</b> | <b>736,781,495.21</b>   |
| 41 Transferencias Corrientes             | 73,667,085.60         | 35,612,462.49         | 73,664,920.88         | 182,944,468.97        | 403,995,830.73          |
| 42 Transferencias de Capital             | 49,111,390.40         | 87,189,132.30         | 49,109,947.26         | 185,410,469.96        | 332,785,664.48          |
| <b>5 OTROS INGRESOS</b>                  | <b>18,735,214.03</b>  | <b>29,737,086.95</b>  | <b>26,670,118.65</b>  | <b>75,142,419.63</b>  | <b>123,952,255.04</b>   |
| 52 Venta de Servicios del Estado         | 10,610,315.26         | 21,670,269.24         | 18,234,760.19         | 50,515,344.69         | 81,216,342.82           |
| 53 Renta de La Propiedad                 | 5,066,893.42          | 4,759,755.83          | 5,142,487.59          | 14,969,136.84         | 30,202,566.79           |
| 59 Ingresos Diversos                     | 3,058,005.35          | 3,307,061.88          | 3,292,870.87          | 9,657,938.10          | 12,533,345.43           |
| <b>6 ACTIVOS NO FINANCIEROS</b>          | <b>1,745.00</b>       | <b>7,745.00</b>       | <b>1,532,588.50</b>   | <b>1,542,078.50</b>   | <b>11,676,963.50</b>    |
| 61 Ventas de Activos Fijos e Intangibles | 1,745.00              | 7,745.00              | 1,532,588.50          | 1,542,078.50          | 11,676,963.50           |
| <b>8 PASIVOS FINANCIEROS</b>             | <b>60,000,000.00</b>  | <b>105,000,000.00</b> | <b>45,000,000.00</b>  | <b>210,000,000.00</b> | <b>345,000,000.00</b>   |
| 81 Obtencion de Prestamos Internos       | 60,000,000.00         | 105,000,000.00        | 45,000,000.00         | 210,000,000.00        | 345,000,000.00          |
| <b>DISPONIBLE PARA EL MES</b>            | <b>210,849,221.67</b> | <b>266,772,924.27</b> | <b>267,802,011.29</b> | <b>789,120,416.03</b> | <b>1,570,318,945.20</b> |
| <b>MENOS: GASTOS</b>                     | <b>263,707,793.05</b> | <b>257,610,611.69</b> | <b>251,272,382.58</b> | <b>772,590,787.32</b> | <b>1,553,789,316.49</b> |
| 1 SERVICIOS PERSONALES                   | 63,900,189.78         | 61,333,738.78         | 62,954,962.76         | 188,188,891.32        | 369,477,204.62          |
| 2 SERVICIOS NO PERSONALES                | 81,355,339.51         | 76,109,839.96         | 80,947,969.93         | 238,413,149.40        | 369,605,120.89          |
| 3 MATERIALES Y SUMINISTROS               | 8,942,221.29          | 8,128,262.50          | 3,913,584.07          | 20,984,067.86         | 35,135,911.45           |
| 4 TRANSFERENCIAS                         | 8,009,750.48          | 15,080,065.11         | 12,825,144.85         | 35,914,960.44         | 52,000,408.49           |
| 6 ACTIVOS NO FINANCIEROS                 | 12,032,129.99         | 23,660,652.54         | 23,093,672.86         | 58,786,455.39         | 96,250,555.74           |
| 8 PASIVOS FINANCIEROS                    | 87,782,307.75         | 71,749,863.73         | 66,110,601.65         | 225,642,773.13        | 619,578,151.02          |
| 9 GASTOS FINANCIEROS                     | 1,685,854.25          | 1,548,189.07          | 1,426,446.46          | 4,660,489.78          | 11,741,964.28           |
| <b>RESULTADO DEL PERIODO</b>             | <b>-52,858,571.38</b> | <b>9,162,312.58</b>   | <b>16,529,628.71</b>  | <b>16,529,628.71</b>  | <b>16,529,628.71</b>    |